

COMMANDER'S REPORT OF DISCIPLINARY OR ADMINISTRATIVE ACTION

For use of this form, see AR 190-45; the proponent agency is the Provost Marshal General

PRIVACY ACT STATEMENT

AUTHORITY: Title 10 USC Section 301; Title 5 USC Section 2951; E.O. 9397 dated November 22, 1943
PRINCIPAL: To provide commanders and law enforcement officials with means by which information may be accurately identified.
ROUTINE USES: Your Social Security Number is used as an additional/alternate means of identification to facilitate filing and retrieval.
DISCLOSURE: Disclosure of your Social Security Number is voluntary.

1. Control Information

Thru:	
To:	
Referred By: SAC, CID Office: Schofield Barracks CID Office (b)(6), (b)(7)(C)	

USACRC Number: 0052-2007-CID409-24541-5H1A
MP Report Number: N/A
Sub-Installation: AE09338DC
Referral Date: 4/26/2008
Suspense Date: 6/10/2008

The first Lieutenant Colonel in the chain of command is responsible and accountable for completing DA Form 4833 with support documentation (copies of Article 15s, court-martial orders, reprimands, etc) for all USACIDC investigations. The unit and brigade commander or their equivalent will also receive a copy of the DA Form 4833 for all USACIDC investigations.

Company, troop, and battery level commanders are responsible and accountable for completing DA Form 4833 with supporting documentation in all cases investigated by MPI, civilian detectives employed by the Department of the Army, and the PMO. Accurate and complete DA 4833 disposition reports are required to meet installation, command, HQDA, DOD, and federal statutory reporting requirements. The data is used to identify crime trends, establish command programs in law enforcement and other activities, and to ensure that resources are made available to support commanders who must address issues of soldier and family member indiscipline.

In court-martial cases, a conviction of an offense at court-martial may be for a different, or lesser included offense. List the offense for which the individual was convicted at court-martial in the remarks section. Provost Marshals must enter the "MP Report Number" (Block-1) for all cases referred to commanders. "Sub-Installation" (Block-1) is used to enter report number from a civilian law enforcement agency police report. Other information on the civilian law enforcement agency (e.g. civilian law enforcement agency address) may be entered in the remarks section.

2. Offender Identification

Last Name:	(b)(6), (b)(7)(C)	
First Name:		
Middle Name:		
Cadency:		

Grade:	E-7 U.S. Army (SFC)
SSN:	(b)(6), (b)(7)(C)
Date of Birth:	

3. Referral Information

Commander Decision Date: 4/26/2008

No.	Offense	Basis	Date	Sexual Harassment	Action Taken	Reason
1	Murder [5H1A]	UCMJ Article 118	6/22/2007	Yes <input type="checkbox"/> No <input checked="" type="checkbox"/>	Yes <input checked="" type="checkbox"/> No <input type="checkbox"/>	Accepted
2				Yes <input type="checkbox"/> No <input type="checkbox"/>	Yes <input type="checkbox"/> No <input type="checkbox"/>	
3				Yes <input type="checkbox"/> No <input type="checkbox"/>	Yes <input type="checkbox"/> No <input type="checkbox"/>	
4				Yes <input type="checkbox"/> No <input type="checkbox"/>	Yes <input type="checkbox"/> No <input type="checkbox"/>	
5				Yes <input type="checkbox"/> No <input type="checkbox"/>	Yes <input type="checkbox"/> No <input type="checkbox"/>	

3. Referral Information (continued)

No.	Offense	Basis	Date	Sexual Harassment	Action Taken	Reason
6				Yes <input type="checkbox"/> No <input type="checkbox"/>	Yes <input type="checkbox"/> No <input type="checkbox"/>	
7				Yes <input type="checkbox"/> No <input type="checkbox"/>	Yes <input type="checkbox"/> No <input type="checkbox"/>	
8				Yes <input type="checkbox"/> No <input type="checkbox"/>	Yes <input type="checkbox"/> No <input type="checkbox"/>	
9				Yes <input type="checkbox"/> No <input type="checkbox"/>	Yes <input type="checkbox"/> No <input type="checkbox"/>	
10				Yes <input type="checkbox"/> No <input type="checkbox"/>	Yes <input type="checkbox"/> No <input type="checkbox"/>	

NOTE: For each offense marked NO for action taken, you must supply a reason.

If you selected "YES" for any offense, continue to "Action Taken" (Block-4). If you selected "NO" for ALL offenses, go directly to "Commander's Remarks" (Block-10), sign, date, and return the form to the agent specified in "Referred By" (Block-1).

4. Action Taken

- Administrative**
 Non-Adverse Referrals
 Adverse Personnel Actions
- Non-Judicial (Article 15)**
 (see details below)
- Judicial**
 Court Martial or Civilian Criminal Court

Non-Judicial Punishment Authority (select one):

- Summarized
 Company Grade
 Field Grade
 Principal Assistant
- GCMCA Imposed
 General Officer Imposed

Judicial Punishment Authority (select one):

- Summary Court Martial
 Special Court Martial
 Civilian Criminal/Magistrate
- General Court Martial

5. NJP/Court-Martial/Civilian Criminal Court Proceeding Outcome

No.	Charged Offense	Plea	Finding Offense	Trial Finding
1	Murder [5H1A] [5H1A]	N	Murder [5H1A] [5H1A]	N
2				
3				
4				
5				

PLEA: G=Guilty, C=No Contest, N=Not Guilty, D=Pre-Trial Diversion, TRIAL FINDING: DCV=Dismissed (Civil), DCR=Dismissed (Criminal), P=Finding for Plaintiff, F=Finding for Respondent, G=Guilty, C=No Contest, N=Not Guilty, S=Settlement

5. NJP/Court-Martial/Civilian Criminal Court Proceeding Outcome (continued)

No.	Charged Offense	Plea	Finding Offense	Trial Finding
6				
7				
8				
9				
10				

PLEA: G=Guilty, C=No Contest, N=Not Guilty, D=Pre-Trial Diversion, TRIAL FINDING: DCV=Dismissed (Civil), DCR=Dismissed (Criminal), P=Finding for Plaintiff, F=Finding for Respondent, G=Guilty, C=No Contest, N=Not Guilty, S=Settlement

6. Administrative Actions

Non-Adverse

Agency	Referred	Responded
Family Advocacy		
Drug/Alcohol Abuse		
Special Referral		
Equal Opportunity		
Legal Office		
Mental Health		
Relief Agency		

Date Imposed	Type of Action	Oral	Written	
			Local	OMPF
	Counseling/Concern	<input type="checkbox"/>	<input type="checkbox"/>	<input type="checkbox"/>
	Reprimand	<input type="checkbox"/>	<input type="checkbox"/>	<input type="checkbox"/>
	Censure	<input type="checkbox"/>	<input type="checkbox"/>	<input type="checkbox"/>
	Admonition	<input type="checkbox"/>	<input type="checkbox"/>	<input type="checkbox"/>

Adverse

Date Imposed	Description
	Withholding of Privileges
	Adverse Performance Evaluation (OER/NCOER/Academic Report)
	Relief for Cause (OER/NCOER)
	Mandatory Reassignment
	Transfer (such as rehabilitative)
	Adverse Record Entry - Flag
	Denial of Reenlistment or Continued Service
	Withholding of Promotion
	Delay of Promotion
	Promotion Revocation
	Clearance Revocation
	Control Roster (downgrade of clearance, PRP reclassification)
	Resignation
	Retirement
	Retirement at Lower Grade From: To:
	Transfer to Inactive Reserve

6. Administrative Actions (continued)

Date Imposed	Description
	Military Occupational Specialty Reclassification
	Debarment Duration: <input type="checkbox"/> Days <input type="checkbox"/> Months <input type="checkbox"/> Years
	Job Termination
	Job Suspension Duration: <input type="checkbox"/> Days <input type="checkbox"/> Months <input type="checkbox"/> Years
	Leave Without Pay Duration: <input type="checkbox"/> Days <input type="checkbox"/> Months <input type="checkbox"/> Years
	Loss of Warrant
	Voluntary Disclosure
	Restitution (to US Government) Amount :
	Restitution (to third party Non-US Government) Amount :
	Civil-Civil Action Initiation
	Other (return to states, etc.)
	Contract Suspension Duration: <input type="checkbox"/> Days <input type="checkbox"/> Months <input type="checkbox"/> Years
	Contract Termination
	Cost Adjustment Amount :
	Bid Rejection
	Recoupment Amount :
	Denial of Continuation
	Other Contract Action

7. Details of Administrative Separation

Date Imposed	
Regulation	
Chapter	
Characterization	
Effective Date	

Proceed to Commander's Remarks (Block-10) if you chose Administrative Action

8. Non-Judicial/Judicial Sanctions

Date Adjudged	Sanction
	Fine Amount :
	Forfeiture Amount : Duration: <input type="checkbox"/> Days <input type="checkbox"/> Months
	Extra Duty Days:
	Restriction Days:
	Correctional Custody Days:
	Confinement Duration: <input type="checkbox"/> Days <input type="checkbox"/> Months <input type="checkbox"/> Years <input type="checkbox"/> Life
	Bad Conduct Discharge Effective Date:
	Dishonorable Discharge Effective Date:
	Reduction in Grade From: To:
	Probation Duration: <input type="checkbox"/> Days <input type="checkbox"/> Months <input type="checkbox"/> Years
	Special Assignment Duration: <input type="checkbox"/> Days <input type="checkbox"/> Months <input type="checkbox"/> Years
	Total Forfeiture (all pay/allowance)Duration : <input type="checkbox"/> Days <input type="checkbox"/> Months <input type="checkbox"/> Years <input type="checkbox"/> Life
	Death
	Civil Recovery Amount :
	Civil Award Amount :

9. Suspended Sanctions

Were Any Sanctions Suspended? Yes No

If no sanctions were suspended, proceed to "Commander's Remarks" (Block-10)

Suspended Sanction	Suspended Sanction Information	
Fine	Date Suspended:	Suspension Duration:
	Suspended Portion US\$:	
	Suspension Conditions:	
Forfeiture	Date Suspended:	Suspension Duration:
	Suspended Portion US\$:	Suspended Portion Time:
	Suspension Conditions:	
Extra Duty	Date Suspended:	Suspension Duration:
	Suspended Portion Time:	
	Suspension Conditions:	
Restriction	Date Suspended:	Suspension Duration:
	Suspended Portion Time:	
	Suspension Conditions:	
Correctional Custody	Date Suspended:	Suspension Duration:
	Suspended Portion Time:	
	Suspension Conditions:	
Confinement	Date Suspended:	Suspension Duration:
	Suspended Portion Time:	
	Suspension Conditions:	
Reduction in Grade	Date Suspended:	Suspension Duration:
	Suspension Conditions:	
Probation	Date Suspended:	Suspension Duration:
	Suspended Portion Time:	
	Suspension Conditions:	
Special Assignment	Date Suspended:	Suspension Duration:
	Suspended Portion Time:	
	Suspension Conditions:	
Total Forfeiture	Date Suspended:	Suspension Duration:
	Suspended Portion Time:	
	Suspension Conditions:	
Civil Recovery	Date Suspended:	Suspension Duration:
	Suspended Portion US\$:	
	Suspension Conditions:	
Civil Award	Date Suspended:	Suspension Duration:
	Suspended Portion US\$:	
	Suspension Conditions:	

10. Commander's Remarks

Per Honolulu Advertiser, 26 Apr 08, SFC (b)(6),(b)(7)(C) found not guilty

USASCRC Number: 0052-2007-CID409-24541-5H1A

Sanction: A2 2008/04/26

11. Commanding Officer

Was a DNA sample collected from the offender? Yes No

Name and Grade:	(b)(6),(b)(7)(C)	YA-02
Signature:	(b)(6),(b)(7)(C)	Signature Date: 4/26/2008
AKO e-Mail Address:	(b)(6),(b)(7)(C)	@us.army.mil

6

COMMANDER'S REPORT OF DISCIPLINARY OR ADMINISTRATIVE ACTION

For use of this form, see AR 190-45; the proponent agency is the Provost Marshal General

PRIVACY ACT STATEMENT

AUTHORITY: Title 10 USC Section 301; Title 5 USC Section 2951; E.O. 9397 dated November 22, 1943
PRINCIPAL: To provide commanders and law enforcement officials with means by which information may be accurately identified.
ROUTINE USES: Your Social Security Number is used as an additional/alternate means of identification to facilitate filing and retrieval.
DISCLOSURE: Disclosure of your Social Security Number is voluntary.

1. Control Information

Thru:	COMMANDER 2/35INF SCHOFIELD BARRACKS, HI 96857
To:	COMMANDER HHC/2/35INF/3IBCT SCHOFIELD BARRACKS, HI 96857
Referred By:	SAC, CID Office, Schofield Barracks CID Office (b)(6),(b)(7)(C)

USACRC Number:	0052-2007-CID409-24541-5H1A
MP Report Number:	N/A
Sub-Installation:	AE09338DC
Referral Date:	5/21/2008
Suspense Date:	7/5/2008

The first Lieutenant Colonel in the chain of command is responsible and accountable for completing DA Form 4833 with support documentation (copies of Article 15s, court-martial orders, reprimands, etc) for all USACIDC investigations. The unit and brigade commander or their equivalent will also receive a copy of the DA Form 4833 for all USACIDC investigations.

Company, troop, and battery level commanders are responsible and accountable for completing DA Form 4833 with supporting documentation in all cases investigated by MPI, civilian detectives employed by the Department of the Army, and the PMO. Accurate and complete DA 4833 disposition reports are required to meet installation, command, HQDA, DOD, and federal statutory reporting requirements. The data is used to identify crime trends, establish command programs in law enforcement and other activities, and to ensure that resources are made available to support commanders who must address issues of soldier and family member indiscipline.

In court-martial cases, a conviction of an offense at court-martial may be for a different, or lesser included offense. List the offense for which the individual was convicted at court-martial in the remarks section. Provost Marshals must enter the "MP Report Number" (Block-1) for all cases referred to commanders. "Sub-Installation" (Block-1) is used to enter report number from a civilian law enforcement agency police report. Other information on the civilian law enforcement agency (e.g. civilian law enforcement agency address) may be entered in the remarks section.

2. Offender Identification

Last Name:	(b)(6),(b)(7)(C)
First Name:	
Middle Name:	
Cadency:	

Grade:	O-3 U.S. Army (CPT)
SSN:	(b)(6),(b)(7)(C)
Date of Birth:	

3. Referral Information

Commander Decision Date: 5/21/2008

No.	Offense	Basis	Date	Sexual Harassment		Action Taken		Reason
1	Misprision Serious Offense [5X6]	UCMJ Article 134	6/23/2007	Yes <input type="checkbox"/>	No <input checked="" type="checkbox"/>	Yes <input checked="" type="checkbox"/>	No <input type="checkbox"/>	Accepted
2				Yes <input type="checkbox"/>	No <input type="checkbox"/>	Yes <input type="checkbox"/>	No <input type="checkbox"/>	
3				Yes <input type="checkbox"/>	No <input type="checkbox"/>	Yes <input type="checkbox"/>	No <input type="checkbox"/>	
4				Yes <input type="checkbox"/>	No <input type="checkbox"/>	Yes <input type="checkbox"/>	No <input type="checkbox"/>	
5				Yes <input type="checkbox"/>	No <input type="checkbox"/>	Yes <input type="checkbox"/>	No <input type="checkbox"/>	

7

3. Referral Information (continued)

No.	Offense	Basis	Date	Sexual Harassment	Action Taken	Reason
6				Yes <input type="checkbox"/> No <input type="checkbox"/>	Yes <input type="checkbox"/> No <input type="checkbox"/>	
7				Yes <input type="checkbox"/> No <input type="checkbox"/>	Yes <input type="checkbox"/> No <input type="checkbox"/>	
8				Yes <input type="checkbox"/> No <input type="checkbox"/>	Yes <input type="checkbox"/> No <input type="checkbox"/>	
9				Yes <input type="checkbox"/> No <input type="checkbox"/>	Yes <input type="checkbox"/> No <input type="checkbox"/>	
10				Yes <input type="checkbox"/> No <input type="checkbox"/>	Yes <input type="checkbox"/> No <input type="checkbox"/>	

NOTE: For each offense marked NO for action taken, you must supply a reason.

If you selected "YES" for any offense, continue to "Action Taken" (Block-4). If you selected "NO" for ALL offenses, go directly to "Commander's Remarks" (Block-10), sign, date, and return the form to the agent specified in "Referred By" (Block-1).

4. Action Taken

- Administrative**
 Non-Adverse Referrals
 Adverse Personnel Actions
- Non-Judicial (Article 15)**
 (see details below)
- Judicial**
 Court Martial or Civilian Criminal Court

Non-Judicial Punishment Authority (select one):

- Summarized
 Company Grade
 Field Grade
 Principal Assistant
- GCMCA Imposed
 General Officer Imposed

Judicial Punishment Authority (select one):

- Summary Court Martial
 Special Court Martial
 Civilian Criminal/Magistrate
- General Court Martial

5. NJP/Court-Martial/Civilian Criminal Court Proceeding Outcome

No.	Charged Offense	Plea	Finding Offense	Trial Finding
1				
2				
3				
4				
5				

PLEA: G=Guilty, C=No Contest, N=Not Guilty, D=Pre-Trial Diversion, TRIAL FINDING: DCV=Dismissed (Civil), DCR=Dismissed (Criminal), P=Finding for Plaintiff, F=Finding for Respondent, G=Guilty, C=No Contest, N=Not Guilty, S=Settlement

5. NJP/Court-Martial/Civilian Criminal Court Proceeding Outcome (continued)

No.	Charged Offense	Plea	Finding Offense	Trial Finding
6				
7				
8				
9				
10				

PLEA: G=Guilty, C=No Contest, N=Not Guilty, D=Pre-Trial Diversion, TRIAL FINDING: DCV=Dismissed (Civil), DCR=Dismissed (Criminal), P=Finding for Plaintiff, F=Finding for Respondent, G=Guilty, C=No Contest, N=Not Guilty, S=Settlement

6. Administrative Actions

Non-Adverse

Agency	Referred	Responded
Family Advocacy		
Drug/Alcohol Abuse		
Special Referral		
Equal Opportunity		
Legal Office		
Mental Health		
Relief Agency		

Date Imposed	Type of Action	Oral	Written	
			Local	OMPF
	Counseling/Concern	<input type="checkbox"/>	<input type="checkbox"/>	<input type="checkbox"/>
5/21/2008	Reprimand	<input type="checkbox"/>	<input checked="" type="checkbox"/>	<input type="checkbox"/>
	Censure	<input type="checkbox"/>	<input type="checkbox"/>	<input type="checkbox"/>
	Admonition	<input type="checkbox"/>	<input type="checkbox"/>	<input type="checkbox"/>

Adverse

Date Imposed	Description
	Withholding of Privileges
	Adverse Performance Evaluation (OER/NCOER/Academic Report)
	Relief for Cause (OER/NCOER)
	Mandatory Reassignment
	Transfer (such as rehabilitative)
	Adverse Record Entry - Flag
	Denial of Reenlistment or Continued Service
	Withholding of Promotion
	Delay of Promotion
	Promotion Revocation
	Clearance Revocation
	Control Roster (downgrade of clearance, PRP reclassification)
	Resignation
	Retirement
	Retirement at Lower Grade From: To:
	Transfer to Inactive Reserve

6. Administrative Actions (continued)

Date Imposed	Description
	Military Occupational Specialty Reclassification
	Debarment Duration: <input type="checkbox"/> Days <input type="checkbox"/> Months <input type="checkbox"/> Years
	Job Termination
	Job Suspension Duration: <input type="checkbox"/> Days <input type="checkbox"/> Months <input type="checkbox"/> Years
	Leave Without Pay Duration: <input type="checkbox"/> Days <input type="checkbox"/> Months <input type="checkbox"/> Years
	Loss of Warrant
	Voluntary Disclosure
	Restitution (to US Government) Amount :
	Restitution (to third party Non-US Government) Amount :
	Civil-Civil Action Initiation
	Other (return to states, etc.)
	Contract Suspension Duration: <input type="checkbox"/> Days <input type="checkbox"/> Months <input type="checkbox"/> Years
	Contract Termination
	Cost Adjustment Amount :
	Bid Rejection
	Recoupment Amount :
	Denial of Continuation
	Other Contract Action

7. Details of Administrative Separation

Date Imposed	
Regulation	
Chapter	
Characterization	
Effective Date	

Proceed to Commander's Remarks (Block-10) if you chose Administrative Action

8. Non-Judicial/Judicial Sanctions

Date Adjudged	Sanction
	Fine Amount :
	Forfeiture Amount : Duration: <input type="checkbox"/> Days <input type="checkbox"/> Months
	Extra Duty Days:
	Restriction Days:
	Correctional Custody Days:
	Confinement Duration: <input type="checkbox"/> Days <input type="checkbox"/> Months <input type="checkbox"/> Years <input type="checkbox"/> Life
	Bad Conduct Discharge Effective Date:
	Dishonorable Discharge Effective Date:
	Reduction in Grade From: To:
	Probation Duration: <input type="checkbox"/> Days <input type="checkbox"/> Months <input type="checkbox"/> Years
	Special Assignment Duration: <input type="checkbox"/> Days <input type="checkbox"/> Months <input type="checkbox"/> Years
	Total Forfeiture (all pay/allowance) Duration : <input type="checkbox"/> Days <input type="checkbox"/> Months <input type="checkbox"/> Years <input type="checkbox"/> Life
	Death
	Civil Recovery Amount :
	Civil Award Amount :

9. Suspended Sanctions

Were Any Sanctions Suspended? Yes No

If no sanctions were suspended, proceed to "Commander's Remarks" (Block-10)

Suspended Sanction	Suspended Sanction Information	
Fine	Date Suspended:	Suspension Duration:
	Suspended Portion US\$:	
	Suspension Conditions:	
Forfeiture	Date Suspended:	Suspension Duration:
	Suspended Portion US\$:	Suspended Portion Time:
	Suspension Conditions:	
Extra Duty	Date Suspended:	Suspension Duration:
	Suspended Portion Time:	
	Suspension Conditions:	
Restriction	Date Suspended:	Suspension Duration:
	Suspended Portion Time:	
	Suspension Conditions:	
Correctional Custody	Date Suspended:	Suspension Duration:
	Suspended Portion Time:	
	Suspension Conditions:	
Confinement	Date Suspended:	Suspension Duration:
	Suspended Portion Time:	
	Suspension Conditions:	
Reduction in Grade	Date Suspended:	Suspension Duration:
	Suspension Conditions:	
Probation	Date Suspended:	Suspension Duration:
	Suspended Portion Time:	
	Suspension Conditions:	
Special Assignment	Date Suspended:	Suspension Duration:
	Suspended Portion Time:	
	Suspension Conditions:	
Total Forfeiture	Date Suspended:	Suspension Duration:
	Suspended Portion Time:	
	Suspension Conditions:	
Civil Recovery	Date Suspended:	Suspension Duration:
	Suspended Portion US\$:	
	Suspension Conditions:	
Civil Award	Date Suspended:	Suspension Duration:
	Suspended Portion US\$:	
	Suspension Conditions:	



10. Commander's Remarks

Corrected 4833

-----Original Message-----

From: (b)(6),(b)(7)(C) CPT MIL USA USARPAC
Sent: Wednesday, July 16, 2008 10:42 AM
To: (b)(6),(b)(7)(C)
Cc: (b)(6),(b)(7)(C) MAJ MIL USA; (b)(6),(b)(7)(C) MAJ MIL USA OTJAG
Subject: RE: 0052-07-CID409-24541...CPT (b)(6), UNCLASSIFIED)

Classification: UNCLASSIFIED
Caveats: NONE

Chief -

I just spoke to Major (b)(6), (b)(7)(C) and CPT (b)(6), (b)(7)(C) received a GOMOR with a local filing from General (b)(6), (b)(7)(C) General (b)(6), (b)(7)(C) and COL (b)(6), (b)(7)(C) were the officers who handled the case since LTC (b)(6), (b)(7)(C) had already been relieved from command. If you need any additional information, please let us know.

CPT (b)(6),(b)(7)(C)

3d IBCT Trial Counsel

25th Infantry Division

Schofield Barracks, Hawaii 96857

(808) 655-1083

(b)(6),(b)(7)(C) @us.army.mil

Classification: UNCLASSIFIED

Caveats: NONE

Ms. (b)(6),(b)(7)(C)

The command received an inquiry regarding the 4833 for (b)(6),(b)(7)(C). The results of that were that there was no evidence found to support the claim and no action was taken. If you need anything else, please let me know. Thanks!

CPT (b)(6),(b)(7)(C)

3d IBCT Trial Counsel

25th Infantry Division

USASCRC Number: 0052-2007-CID409-24541-5H1A

Sanction: H2 2008/05/22

11. Commanding Officer

Was a DNA sample collected from the offender? Yes No

Name and Grade:	(b)(6),(b)(7)(C)	REPORTING, YA-02
Signature:		Signature Date: 5/28/2008
AKO e-Mail Address:	(b)(6),(b)(7)(C)	us.army.mil

COMMANDER'S REPORT OF DISCIPLINARY OR ADMINISTRATIVE ACTION

For use of this form, see AR 190-45; the proponent agency is the Provost Marshal General

PRIVACY ACT STATEMENT

AUTHORITY: Title 10 USC Section 301; Title 5 USC Section 2951; E.O. 9397 dated November 22, 1943
PRINCIPAL: To provide commanders and law enforcement officials with means by which information may be accurately identified.
ROUTINE USES: Your Social Security Number is used as an additional/alternate means of identification to facilitate filing and retrieval.
DISCLOSURE: Disclosure of your Social Security Number is voluntary.

1. Control Information

Thru: To: Referred By: SAC, CID Office: Schofield Barracks CID Office (b)(6), (b)(7)(C)	USACRC Number: 0052-2007-CID409-24541-5H-1A MP Report Number: N/A Sub-Installation: AE09338DC Referral Date: 4/20/2008 Suspense Date: 6/4/2008
---	---

The first Lieutenant Colonel in the chain of command is responsible and accountable for completing DA Form 4833 with support documentation (copies of Article 15s, court-martial orders, reprimands, etc) for all USACIDC investigations. The unit and brigade commander or their equivalent will also receive a copy of the DA Form 4833 for all USACIDC investigations.

Company, troop, and battery level commanders are responsible and accountable for completing DA Form 4833 with supporting documentation in all cases investigated by MPI, civilian detectives employed by the Department of the Army, and the PMO. Accurate and complete DA 4833 disposition reports are required to meet installation, command, HQDA, DOD, and federal statutory reporting requirements. The data is used to identify crime trends, establish command programs in law enforcement and other activities, and to ensure that resources are made available to support commanders who must address issues of soldier and family member indiscipline.

In court-martial cases, a conviction of an offense at court-martial may be for a different, or lesser included offense. List the offense for which the individual was convicted at court-martial in the remarks section. Provost Marshals must enter the "MP Report Number" (Block-1) for all cases referred to commanders. "Sub-Installation" (Block-1) is used to enter report number from a civilian law enforcement agency police report. Other information on the civilian law enforcement agency (e.g. civilian law enforcement agency address) may be entered in the remarks section.

2. Offender Identification

Last Name: (b)(6), (b)(7)(C) First Name: Middle Name: Cadency:	Grade: E-4 U.S. Army (SPC) SSN: (b)(6), (b)(7)(C) Date of Birth:
---	---

3. Referral Information

Commander Decision Date: 4/20/2008

No.	Offense	Basis	Date	Sexual Harassment		Action Taken		Reason
1	Murder [5H1A]	UCMJ Article 118	6/22/2007	Yes <input type="checkbox"/>	No <input checked="" type="checkbox"/>	Yes <input checked="" type="checkbox"/>	No <input type="checkbox"/>	Accepted
2				Yes <input type="checkbox"/>	No <input type="checkbox"/>	Yes <input type="checkbox"/>	No <input type="checkbox"/>	
3				Yes <input type="checkbox"/>	No <input type="checkbox"/>	Yes <input type="checkbox"/>	No <input type="checkbox"/>	
4				Yes <input type="checkbox"/>	No <input type="checkbox"/>	Yes <input type="checkbox"/>	No <input type="checkbox"/>	
5				Yes <input type="checkbox"/>	No <input type="checkbox"/>	Yes <input type="checkbox"/>	No <input type="checkbox"/>	

3. Referral Information (continued)

No.	Offense	Basis	Date	Sexual Harassment	Action Taken	Reason
6				Yes <input type="checkbox"/> No <input type="checkbox"/>	Yes <input type="checkbox"/> No <input type="checkbox"/>	
7				Yes <input type="checkbox"/> No <input type="checkbox"/>	Yes <input type="checkbox"/> No <input type="checkbox"/>	
8				Yes <input type="checkbox"/> No <input type="checkbox"/>	Yes <input type="checkbox"/> No <input type="checkbox"/>	
9				Yes <input type="checkbox"/> No <input type="checkbox"/>	Yes <input type="checkbox"/> No <input type="checkbox"/>	
10				Yes <input type="checkbox"/> No <input type="checkbox"/>	Yes <input type="checkbox"/> No <input type="checkbox"/>	

NOTE: For each offense marked NO for action taken, you must supply a reason.

If you selected "YES" for any offense, continue to "Action Taken" (Block-4). If you selected "NO" for ALL offenses, go directly to "Commander's Remarks" (Block-10), sign, date, and return the form to the agent specified in "Referred By" (Block-1).

4. Action Taken

- Administrative**
 Non-Adverse Referrals
 Adverse Personnel Actions
- Non-Judicial (Article 15)**
 (see details below)
- Judicial**
 Court Martial or Civilian Criminal Court

Non-Judicial Punishment Authority (select one):

- Summarized
 Company Grade
 Field Grade
 Principal Assistant
- GCMCA Imposed
 General Officer Imposed

Judicial Punishment Authority (select one):

- Summary Court Martial
 Special Court Martial
 Civilian Criminal/Magistrate
- General Court Martial

5. NJP/Court-Martial/Civilian Criminal Court Proceeding Outcome

No.	Charged Offense	Plea	Finding Offense	Trial Finding
1	Murder [5H1A] [5H1A]	N	Aggravated Assault	G
2				
3				
4				
5				

PLEA: G=Guilty, C=No Contest, N=Not Guilty, D=Pre-Trial Diversion, TRIAL FINDING: DCV=Dismissed (Civil), DCR=Dismissed (Criminal), P=Finding for Plaintiff, F=Finding for Respondent, G=Guilty, C=No Contest, N=Not Guilty, S=Settlement

5. NJP/Court-Martial/Civilian Criminal Court Proceeding Outcome (continued)

No.	Charged Offense	Plea	Finding Offense	Trial Finding
6				
7				
8				
9				
10				

PLEA: G=Guilty, C=No Contest, N=Not Guilty, D=Pre-Trial Diversion, TRIAL FINDING: DCV=Dismissed (Civil), DCR=Dismissed (Criminal), P=Finding for Plaintiff, F=Finding for Respondent, G=Guilty, C=No Contest, N=Not Guilty, S=Settlement

6. Administrative Actions

Non-Adverse

Agency	Referred	Responded
Family Advocacy		
Drug/Alcohol Abuse		
Special Referral		
Equal Opportunity		
Legal Office		
Mental Health		
Relief Agency		

Date Imposed	Type of Action	Oral	Written	
			Local	OMPF
	Counseling/Concern	<input type="checkbox"/>	<input type="checkbox"/>	<input type="checkbox"/>
4/20/2008	Reprimand	<input type="checkbox"/>	<input type="checkbox"/>	<input checked="" type="checkbox"/>
	Censure	<input type="checkbox"/>	<input type="checkbox"/>	<input type="checkbox"/>
	Admonition	<input type="checkbox"/>	<input type="checkbox"/>	<input type="checkbox"/>

Adverse

Date Imposed	Description
	Withholding of Privileges
	Adverse Performance Evaluation (OER/NCOER/Academic Report)
	Relief for Cause (OER/NCOER)
	Mandatory Reassignment
	Transfer (such as rehabilitative)
	Adverse Record Entry - Flag
	Denial of Reenlistment or Continued Service
	Withholding of Promotion
	Delay of Promotion
	Promotion Revocation
	Clearance Revocation
	Control Roster (downgrade of clearance, PRP reclassification)
	Resignation
	Retirement
	Retirement at Lower Grade From: To:
	Transfer to Inactive Reserve

6. Administrative Actions (continued)

Date Imposed	Description
	Military Occupational Specialty Reclassification
	Debarment Duration: <input type="checkbox"/> Days <input type="checkbox"/> Months <input type="checkbox"/> Years
	Job Termination
	Job Suspension Duration: <input type="checkbox"/> Days <input type="checkbox"/> Months <input type="checkbox"/> Years
	Leave Without Pay Duration: <input type="checkbox"/> Days <input type="checkbox"/> Months <input type="checkbox"/> Years
	Loss of Warrant
	Voluntary Disclosure
	Restitution (to US Government) Amount :
	Restitution (to third party Non-US Government) Amount :
	Civil-Civil Action Initiation
	Other (return to states, etc.)
	Contract Suspension Duration: <input type="checkbox"/> Days <input type="checkbox"/> Months <input type="checkbox"/> Years
	Contract Termination
	Cost Adjustment Amount :
	Bid Rejection
	Recoupment Amount :
	Denial of Continuation
	Other Contract Action

7. Details of Administrative Separation

Date Imposed	
Regulation	
Chapter	
Characterization	
Effective Date	

Proceed to Commander's Remarks (Block-10) if you chose Administrative Action

8. Non-Judicial/Judicial Sanctions

Date Adjudged	Sanction
	Fine Amount :
	Forfeiture Amount : Duration: <input type="checkbox"/> Days <input type="checkbox"/> Months
	Extra Duty Days:
	Restriction Days:
	Correctional Custody Days:
4/20/2008	Confinement Duration: 120 <input checked="" type="checkbox"/> Days <input type="checkbox"/> Months <input type="checkbox"/> Years <input type="checkbox"/> Life
	Bad Conduct Discharge Effective Date:
	Dishonorable Discharge Effective Date:
4/20/2008	Reduction in Grade From: Specialist (SPC) To: Private (E2) (PV2)
	Probation Duration: <input type="checkbox"/> Days <input type="checkbox"/> Months <input type="checkbox"/> Years
	Special Assignment Duration: <input type="checkbox"/> Days <input type="checkbox"/> Months <input type="checkbox"/> Years
	Total Forfeiture (all pay/allowance) Duration : <input type="checkbox"/> Days <input type="checkbox"/> Months <input type="checkbox"/> Years <input type="checkbox"/> Life
	Death
	Civil Recovery Amount :
	Civil Award Amount :

9. Suspended Sanctions

Were Any Sanctions Suspended? Yes No
 If no sanctions were suspended, proceed to "Commander's Remarks" (Block-10)

Suspended Sanction	Suspended Sanction Information	
Fine	Date Suspended:	Suspension Duration:
	Suspended Portion US\$:	
	Suspension Conditions:	
Forfeiture	Date Suspended:	Suspension Duration:
	Suspended Portion US\$:	Suspended Portion Time:
	Suspension Conditions:	
Extra Duty	Date Suspended:	Suspension Duration:
	Suspended Portion Time:	
	Suspension Conditions:	
Restriction	Date Suspended:	Suspension Duration:
	Suspended Portion Time:	
	Suspension Conditions:	
Correctional Custody	Date Suspended:	Suspension Duration:
	Suspended Portion Time:	
	Suspension Conditions:	
Confinement	Date Suspended:	Suspension Duration:
	Suspended Portion Time:	
	Suspension Conditions:	
Reduction in Grade	Date Suspended:	Suspension Duration:
	Suspension Conditions:	
Probation	Date Suspended:	Suspension Duration:
	Suspended Portion Time:	
	Suspension Conditions:	
Special Assignment	Date Suspended:	Suspension Duration:
	Suspended Portion Time:	
	Suspension Conditions:	
Total Forfeiture	Date Suspended:	Suspension Duration:
	Suspended Portion Time:	
	Suspension Conditions:	
Civil Recovery	Date Suspended:	Suspension Duration:
	Suspended Portion US\$:	
	Suspension Conditions:	
Civil Award	Date Suspended:	Suspension Duration:
	Suspended Portion US\$:	
	Suspension Conditions:	

17

10. Commander's Remarks

ON 20 FEB 80, (b)(6),(b)(7)(C) WAS SENTENCED TO 120 DAYS CONFINEMENT, RECEIVED A REPRIMAND AND WAS REDUCED IN RANK.

USASCRC Number: 0052-2007-CID409-24541-5H1A

Sanction: A1 2008/04/20

11. Commanding Officer

Was a DNA sample collected from the offender? Yes No

Name and Grade:	(b)(6),(b)(7)(C)	YA-02
Signature:	(b)(6),(b)(7)(C)	Signature Date: 4/20/2008
AKO e-Mail Address:	(b)(6),(b)(7)(C)	@us.army.mil

~~FOR OFFICIAL USE ONLY~~
Law Enforcement Sensitive

DEPARTMENT OF THE ARMY
U.S. ARMY CRIMINAL INVESTIGATION COMMAND
Kirkuk CID Office
Kirkuk, Iraq APO AE 09338

12 Dec 2007

MEMORANDUM FOR: SEE DISTRIBUTION

SUBJECT: CID REPORT OF INVESTIGATION - FINAL (C)/SSI - 0052-2007-CID409-24541 -
5H1A / 5X6 / 9G1 / 9G2 / 9G2B / 9G2C / 9G2F

DATES/TIMES/LOCATIONS OF OCCURRENCES:

1. 23 JUN 2007, 0140 - 23 JUN 2007, 0159; GRID ME 22830901, AL SAHEED, IRAQ

2. 23 JUN 2007, 2100 - 25 JUN 2007, 1900; HHC, 2-35TH INFANTRY BATTALION
COMPANY AREA, FOB WARRIOR, KIRKUK, IRAQ, APO AE 09338, IRAQ

DATE/TIME REPORTED: 25 JUN 2007, 1717

INVESTIGATED BY:

SA (b)(2),(b)(6),(b)(7)(C)
SA
SA
SA
SA
SA
SA

SUBJECT:

1. (b)(6),(b)(7)(C) SFC; (b)(6),(b)(7)(C) DOB); (POB); MALE;
WHITE; HHC, 2/35 INFANTRY BATTALION (2/35 IN BN), 3 INFANTRY BRIGADE
COMBAT TEAM (3 IBCT), 25 INFANTRY DIVISION (25 ID) (RA HOME STATION:
SCHOFIELD BARRACKS, HI), FORWARD OPERATING BASE WARRIOR, KIRKUK, IZ,
APO AE 09338 (FWKI), IZ; CT ; [MURDER]

2. (b)(6),(b)(7)(C) SPC; (b)(6),(b)(7)(C) DOB); (POB); MALE;

1

~~FOR OFFICIAL USE ONLY~~
Law Enforcement Sensitive

~~FOR OFFICIAL USE ONLY~~
Law Enforcement Sensitive

WHITE; HHC, 2/35 INFANTRY BATTALION (2/35 IN BN), 3 INFANTRY BRIGADE COMBAT TEAM (3 IBCT), 25 INFANTRY DIVISION (25 ID) (RA HOME STATION: SCHOFIELD BARRACKS, HI), FORWARD OPERATING BASE WARRIOR, KIRKUK, IZ, APO AE 09338 (FWKI), IZ; CT ; [MURDER]

3 (b)(6),(b)(7)(C) CPT (b)(6),(b)(7)(C) (DOB); (POB); MALE; WHITE; HHC, 2/35 INFANTRY BATTALION (2/35 IN BN), 3 INFANTRY BRIGADE COMBAT TEAM (3 IBCT), 25 INFANTRY DIVISION (25 ID) (RA HOME STATION: SCHOFIELD BARRACKS, HI), FORWARD OPERATING BASE WARRIOR, KIRKUK, IZ, APO AE 09338 (FWKI), IZ; CT ; [MISPRISION SERIOUS OFFENSE]

VICTIM:

1. SALIH, KHATAB ASWAD (DECEASED); CIV; IRAQ; MALE; WHITE; [MURDER] (NFI)

2. U.S. GOVERNMENT; [MISPRISION SERIOUS OFFENSE]

INVESTIGATIVE SUMMARY:

This investigation was initiated upon notification from SPC (b)(6),(b)(7)(C) (b)(6),(b)(7)(C) Headquarters and Headquarters Company (HHC), 2-35 Infantry Battalion (INF BN), 3rd Infantry Brigade Combat Team (3IBCT), 25th Infantry Division (25ID), Forward Operating Base (FOB) Warrior, Kirkuk, Iraq APO AE 09338 (FWKI), that an Iraqi Local National (LN) detainee had been shot by U.S. Army Soldier outside the FOB on 23 Jun 07.

Investigation determined SFC (b)(6),(b)(7)(C) committed the offense of Murder when he shot Mr. SALIH, who was unarmed, during a raid on the residence of Mr. (b)(6),(b)(7)(C) Internment Serial Number (ISN) (b)(6),(b)(7)(C) SFC (b)(6),(b)(7)(C) was seen by several unit members attempting to force Mr. SALIH to take an AK-47, and then shooting him in the back yard of the house. SFC (b)(6),(b)(7)(C) was interviewed and admitted to shooting Mr. SALIH, who subsequently died as a result of his sustained injuries.

Investigation determined SPC (b)(6),(b)(7)(C) committed the offense of Murder when he shot Mr. SALIH after being ordered by SFC (b)(6),(b)(7)(C) to "Finish Him." SPC (b)(6),(b)(7)(C) stated he shot at Mr. SALIH; however, intended to miss him and didn't believe he actually shot Mr. SALIH.

~~**FOR OFFICIAL USE ONLY**
Law Enforcement Sensitive~~

Interviews of unit personnel verified SPC (b)(6),(b)(7)(C) was with SFC (b)(6),(b)(7)(C) in the yard where Mr. SALIH was shot by SFC (b)(6),(b)(7)(C)

Investigation determined CPT (b)(6),(b)(7)(C) committed the offense of Misprision of a Serious Offense when he failed to report the incident to his chain of command. CP (b)(6),(b)(7)(C) as interviewed and admitted he deliberately failed to immediately report the shooting to his higher command, and that he knew of the incident for two days before reporting it.

STATUTES:

Article 118, UCMJ: Murder

Article 134, UCMJ: Misprision of a Serious Offense

EXHIBITS:

ATTACHED:

1. Agent's Investigation Report (AIR) of SA (b)(6),(b)(7)(C) 30 Jun 07.
2. Sketch prepared by SSG (b)(6),(b)(7)(C) 25 Jun 07.
3. Sketch prepared by SPC (b)(6),(b)(7)(C) 25 Jun 07.
4. AIR of SA (b)(6),(b)(7)(C) 25 Jun 07.
5. AIR of SA (b)(6),(b)(7)(C) 25 Jun 07.
6. Sworn Statement of SSG (b)(6),(b)(7)(C) 25 Jun 07.
7. Mortuary Affairs documentation.
8. Sketch prepared by SPC (b)(6),(b)(7)(C) 26 Jun 07.
9. Sketch prepared by SSG (b)(6),(b)(7)(C) 26 Jun 07.

~~FOR OFFICIAL USE ONLY~~
Law Enforcement Sensitive

10. Waiver Certificate and Sworn Statement of SPC (b)(6),(b)(7)(C) 26 Jun 07.
11. Sworn Statement of SPC (b)(6),(b)(7)(C) 26 Jun 07.
12. Sketch prepared by PFC (b)(6),(b)(7)(C) 26 Jun 07.
13. DA Form 4137, Evidence/Property Custody Document (EPCD), Document Number (DN) 591-07.
14. AIR of SA (b)(6),(b)(7)(C) 26 Jun 07.
15. Waiver Certificate of SFC (b)(6),(b)(7)(C) 26 Jun 07.
16. Sworn Statement of PFC (b)(6),(b)(7)(C) 26 Jun 07.
17. Sworn Statement of SSG (b)(6),(b)(7)(C) 26 Jun 07.
18. Sworn Statement of SSG (b)(6),(b)(7)(C) 26 Jun 07.
19. Sketch prepared by SSG (b)(6),(b)(7)(C) 26 Jun 07.
20. HHC, 2/35 INF BN Trip Ticket, 26 Jun 07.
21. Electronic mail message from SSG (b)(6),(b)(7)(C) to CPT (b)(6),(b)(7)(C) 24 Jun 07.
22. Compact Disc containing Sensitive Site Exploitation (SSE) photos. (USACRC and File copy only)
23. Sworn Statement of SGT (b)(6),(b)(7)(C) 26 Jun 07.
24. Sworn Statement of SPC (b)(6),(b)(7)(C) 26 Jun 07.
25. Sworn Statement of PFC (b)(6),(b)(7)(C) 26 Jun 07.
26. Sworn Statement of SPC (b)(6),(b)(7)(C) 26 Jun 07.

~~FOR OFFICIAL USE ONLY~~
Law Enforcement Sensitive

27. AIR of SA (b)(6),(b)(7)(C) 26 Jun 07.
28. Waiver Certificate and Sworn Statement of LTC (b)(6),(b)(7)(C) 26 Jun 07.
29. Medical Records pertaining to Mr. SALIH. (USACRC and File copy only)
30. Medical Records pertaining to Mr. (b)(6),(b)(7)(C) (USACRC and File copy only)
31. Compact Disc containing X-ray images of Mr. SALIH. (USACRC copy only)
32. Compact Disc containing X-ray images of Mr. (b)(6),(b)(7)(C) (USACRC copy only)
33. Sworn Statement of PFC (b)(6),(b)(7)(C) 26 Jun 07.
34. Sworn Statement of SPC (b)(6),(b)(7)(C) 26 Jun 07.
35. Sworn Statement of SPC (b)(6),(b)(7)(C) 26 Jun 07.
36. Sworn Statement of PFC (b)(6),(b)(7)(C) 26 Jun 07.
37. Sworn Statement of SPC (b)(6),(b)(7)(C) 26 Jun 07.
38. DA Form 4137, EPCD, DN 592-07.
39. AIR of SA (b)(6),(b)(7)(C) 27 Jun 07.
40. Sworn Statement of PFC (b)(6),(b)(7)(C) 27 Jun 07.
41. Sworn Statement of SPC (b)(6),(b)(7)(C) 27 Jun 07.
42. Sworn Statement of PFC (b)(6),(b)(7)(C) 27 Jun 07.
43. Sworn Statement of SPC (b)(6),(b)(7)(C) 27 Jun 07.
44. Sworn Statement of PFC (b)(6),(b)(7)(C) 27 Jun 07.

~~FOR OFFICIAL USE ONLY~~
Law Enforcement Sensitive

45. Sworn Statement of SGT (b)(6),(b)(7)(C) 27 Jun 07.
46. Sworn Statement of SSG (b)(6),(b)(7)(C) 27 Jun 07.
47. Sworn Statement of SSG (b)(6),(b)(7)(C) 27 Jun 07.
48. Non-Waiver Certificate of SPC (b)(6),(b)(7)(C) 28 Jun 07.
49. Consent to Search, 28 Jun 07. (SPC (b)(6),(b)(7)(C))
50. Canvass Interview Worksheet, 28 Jun 07.
51. A Co, 2-35 INF BN Trip Tickets (7), 22 Jun 07.
52. Map provided by SFC (b)(6),(b)(7)(C) 28 Jun 07.
53. Sworn Statement of CSM (b)(6),(b)(7)(C) 28 Jun 07.
54. Waiver Certificate and Sworn Statement of CPT (b)(6),(b)(7)(C) 28 Jun 07.
55. Sworn Statement of SPC (b)(6),(b)(7)(C) 28 Jun 07.
56. Sworn Statement of SPC (b)(6),(b)(7)(C) 28 Jun 07.
57. Sworn Statement of SPC (b)(6),(b)(7)(C) 28 Jun 07.
58. Sworn Statement of SPC (b)(6),(b)(7)(C) 28 Jun 07.
59. Sworn Statement of Mr (b)(6),(b)(7)(C) 29 Jun 07.
60. Canvass Interview Worksheet, 29 Jun 07.
61. Non-Waiver Certificate of SPC (b)(6),(b)(7)(C) 29 Jun 07.
62. Compact Disc containing medical treatment photographs of Mr. SALIH. (USACRC and File copy only)

~~FOR OFFICIAL USE ONLY
Law Enforcement Sensitive~~

63. Sworn Statement of SSG (b)(6), (b)(7)(C) 29 Jun 07.
64. Crime Scene AIR, 30 Jun 07, prepared by SA (b)(6),(b)(7)(C)
65. (2) Crime Scene Sketches prepared by SA (b)(6),(b)(7)(C) 30 Jun 07.
66. Photographic Packet. (Crime Scene) (USACRC and File Copies only)
67. Compact Disc containing original digital images associated with Exhibit 66. (USACRC and File copy only)
68. DA Form 4137, EPCD, DN 605-07.
69. Waiver Certificate of CPT (b)(6),(b)(7)(C) 30 Jun 07.
70. Polygraph Examination Report of CPT (b)(6),(b)(7)(C) 30 Jun 07.
71. Canvass Interview Worksheet, 30 Jun 07.
72. Sworn Statement of CPT (b)(6),(b)(7)(C) 30 Jun 07.
73. AIR of SA (b)(6),(b)(7)(C) 27 Jul 07.
74. Sworn Statement of MAJ (b)(6),(b)(7)(C) 2 Jul 07.
75. Sworn Statement of 1SC (b)(6),(b)(7)(C) 2 Jul 07.
76. Map provided by 1SC (b)(6),(b)(7)(C) 2 Jul 07.
77. (17) Canvass Interview Questionnaires and Sketches, 2 Jul 07.
78. DA Form 4137, EPCD, DN 613-07.
79. DA Form 4137, EPCD, DN 614-07.

~~FOR OFFICIAL USE ONLY~~
Law Enforcement Sensitive

80. DD Form 2922, Forensic Laboratory Examination Request, 2 Jul 07.
81. Sworn Statement of SPC (b)(6),(b)(7)(C) 2 Jul 07.
82. Sworn Statement of SPC (b)(6),(b)(7)(C) 2 Jul 07.
83. Sworn Statement of SGT (b)(6),(b)(7)(C) 2 Jul 07.
84. Sworn Statement of SPC (b)(6),(b)(7)(C) 3 Jul 07.
85. Sworn Statement of PFC (b)(6),(b)(7)(C) 9 Jul 07.
86. Sketch provided by PFC (b)(6),(b)(7)(C) Jul 07.
87. DD Form 2922, Forensic Laboratory Examination Request, 9 Jul 07.
88. Sketch provided by SSG (b)(6),(b)(7)(C) 9 Jul 07.
89. Sworn Statement of SSG (b)(6),(b)(7)(C) 9 Jul 07.
90. Sworn Statement of SPC (b)(6),(b)(7)(C) 9 Jul 07.
91. Sketch provided by SPC (b)(6),(b)(7)(C) Jul 07.
92. AIR of SA (b)(6),(b)(7)(C) 26 Jun 07.
93. Sketch prepared by SPC (b)(6),(b)(7)(C) 26 Jun 07.
94. Medical Records of Mr (b)(6),(b)(7)(C) (USACRC and File copy only)
95. Medical Records of deceased Iraqi male. (Mr. SALIH) (USACRC and File copy only)
96. Compact Disc containing original digital images of remains of Mr. SALIH. (USACRC copy only)
97. AIR of SA (b)(6),(b)(7)(C) Jul 07.

~~FOR OFFICIAL USE ONLY~~
Law Enforcement Sensitive

98. Compact Disc containing X-ray images of Mr. SALIH. (USACRC and File copy only)
99. AIR of SA (b)(6),(b)(7)(C) 14 Aug 07.
100. Memorandum for Record, 1 Aug 07.
101. Sworn Statement of SSG (b)(6),(b)(7)(C) 2 Aug 07.
102. Armed Forces Institute of Pathology (AFIP) Autopsy Report, 31 Jul 07, Report Number ME07-0827.
103. AFIP Toxicology Report, 9 Jul 07.
104. Death Certificate pertaining to Mr. SALIH, 1 Jul 07.
105. Sworn Statement of CPI (b)(6),(b)(7)(C) 3 Aug 07.
106. DD Form 2922, Forensic Laboratory Examination Request, 4 Aug 07.
107. DD Form 2922, Forensic Laboratory Examination Request, 5 Aug 07.
108. (2) 9-Line MEDEVAC Mission Request, 23 Jun 07.
109. DVD containing videotaped interviews of SPC (b)(6),(b)(7)(C) and PFC (b)(6),(b)(7)(C) (USACRC and File copy only).
110. DVD containing videotaped re-enactment of mission, 12 Aug 07. (USACRC and File copy only)
111. AIR of SA (b)(6),(b)(7)(C) 10 Jul 07.
112. Notification Before Questioning and Sworn Statement of Mr (b)(6),(b)(7)(C) 6 Jul 07. (USACRC and File copy only)
113. English translation of Sworn Statement of Mr (b)(6),(b)(7)(C) 26 Jul 07.

~~FOR OFFICIAL USE ONLY~~
Law Enforcement Sensitive

114. Sketch provided by Mr. (b)(6),(b)(7)(C) 26 Jul 07.
115. Personnel Data Report pertaining to Mr. (b)(6),(b)(7)(C)
116. Enemy Prisoner of War Screening Report pertaining to Mr. (b)(6),(b)(7)(C)
117. Notification Before Questioning and Sworn Statement of Mr. (b)(6),(b)(7)(C) 26 Jul 07. (USACRC and File copy only)
118. English translation of Sworn Statement of Mr. (b)(6),(b)(7)(C) 26 Jul 07.
119. Sketch provided by Mr. (b)(6),(b)(7)(C) 26 Jul 07.
120. Personnel Data Report pertaining to Mr. (b)(6),(b)(7)(C)
121. Enemy Prisoner of War Screening Report pertaining to Mr. (b)(6),(b)(7)(C)
122. Notification Before Questioning and Sworn Statement of Mr. SALIH, 30 Jul 07. (USACRC and File copy only)
123. English translation of Sworn Statement of Mr. SALIH, 30 Jul 07.
124. Sketch provided by Mr. SALIH, 30 Jul 07.
125. Personnel Data Report pertaining to Mr. SALIH.
126. Enemy Prisoner of War Screening Report pertaining to Mr. SALIH.
127. Notification Before Questioning Mr. (b)(6),(b)(7)(C) 30 Jul 07.
128. Personnel Data Report pertaining to Mr. (b)(6),(b)(7)(C)
129. Enemy Prisoner of War Screening Report pertaining to Mr. (b)(6),(b)(7)(C)
130. AIR of SA (b)(6),(b)(7)(C) 5 Jul 07.

~~FOR OFFICIAL USE ONLY~~
Law Enforcement Sensitive

131. Compact Disc containing original digital images of autopsy of Mr. SALIH. (USACRC and File copy only)

132. DA Form 4137, EPCD, DN 693-07.

133. DD Form 2922, Forensic Laboratory Examination Request, 24 Aug 07.

134. DD Form 2922, Forensic Laboratory Examination Request, 29 Aug 07.

135. AIR of SA (b)(6),(b)(7)
(C) 2 Oct 07.

136. AIR of SA (b)(6),(b)(7)
(C) 16 Aug 07.

137. Personnel Data Report pertaining to Mr. (b)(6),(b)(7)(C)

138. U.S. Army Criminal Investigation Laboratory (USACIL) Interim Report 2007-CID131-1417, 22 Aug 07.

139. USACIL Final Report 2007-CID-131-1417, 23 Aug 07.

140. USACIL Interim Report 2007-CID-131-1417-A2/A3, 13 Sep 07.

141. DD Form 2922, Forensic Laboratory Examination Request, 18 Oct 07.

142. AIR of SA (b)(6),(b)(7)
(C) 27 Nov 07.

143. USACIL Final Report, 2007-CID131-1417-A1, 15 Oct 07.

NOT ATTACHED:

Retained in the files of the Polygraph Division, U.S. Army Crime Records Center:

144. Polygraph Authorization of CPT (b)(6),(b)
(7)(C) 10 Jun 07.

145. Polygraph Examination Statement of Consent of CPT (b)(6),(b)
(7)(C) 10 Jun 07.

~~FOR OFFICIAL USE ONLY~~
Law Enforcement Sensitive

146. Four Polygrams of CPT (b)(6),(b)(7)(C) 30 Jun 07.

Retained in the Evidence Depository, 11th MP Bn (CID), pending transfer to the Hawaii Field Office:

147. M-4 rifle, item 1, DN 0591-07.

148. M-4 rifle, item 2, DN 0591-07.

149. AK-47 rifle, item 1, DN 0592-07.

150. AK-47 rifle, item 2, DN 0592-07.

151. Soil sample, item 1, DN 0605-07.

152. Soil sample, item 2, DN 0605-07.

153. Brick, item 2, DN 0605-07.

154. Laptop computer, item 1, DN 0613-07.

155. Laptop computer, item 2, DN 0613-07.

156. Hard drive, item 1, DN 0614-07.

157. (2) metal fragments, item 1, DN 0693-07.

The original of Exhibits 1-6, 8-12, 14-19, 21, 23-28, 33-37, 39-50, 53-61, 63-67, 69-75, 77, 81-86, 88-93, 97, 99-101, 105, 109-114, 117-119, 122-124, 127, 130, 135, 136, 138-140, 142 and 143 are forwarded to the Hawaii Field Office (CID), 6th Military Police Group (CID), Schofield Barracks, HI 96857. The original of Exhibit 7 is retained in the files of the Mortuary Affairs Office, Contingency Operating Base (COB) Speicher, Tikrit, Iraq. The original of Exhibits 13, 38, 68, 78, 79 and 132 are retained in the Evidence Depository, 11th MP Bn (CID), 121 Sapper Street, Camp Victory, Iraq. The original of Exhibits 20, 22, 51, 52, and 76 are retained in the files of HHC, 2-35 IN BN, 25th Infantry Division, Schofield Barracks, HI 96857.

FOR OFFICIAL USE ONLY
Law Enforcement Sensitive

The original of Exhibits 29-32 and 62 are retained in the files of the 506th Expeditionary Medical Squadron (EMEDS), FWKI. The original of Exhibits 80, 87, 106, 107, 133, 134 and 141, and second originals of Exhibits 138-140 and 143 are retained in the files of the US Army Criminal Investigation Laboratory (USACIL), 4930 N. 31st Street, Forest Park, GA 30297. The original of Exhibits 94-96 and 98 are retained by the 399th Combat Support Hospital, COB Speicher, Tikrit, Iraq. The original of Exhibits 102-104 and 131 are retained in the files of the Armed Forces Institute of Pathology, Office of the Armed Forces Medical Examiner, 1413 Research Boulevard, Building 102, Rockville, MD 20850. The original of Exhibit 108 is retained in the files of C Co, 3/25 Ground Support Aviation Brigade, 25th ID, Schofield Barracks, HI. The originals of Exhibits 115, 116, 120, 121, 125, 126, 128, and 129 are retained in the files of Detainee Operations, COB Speicher, Tikrit, Iraq. The original of Exhibit 137 is retained in the files of Detainee Operations, Camp Cropper, Baghdad, Iraq.

STATUS: This is a Final (C) Report. This investigation is being transferred to the Hawaii Field Office, 6th MP Group (CID), Schofield Barracks, HI 96857, IAW CID Regulation 195-1, para 4-6 c (2). Commander's Report of Disciplinary or Administrative Action Taken (DA Form 4833) is required and will be obtained by the Hawaii Field Office.

CID reports of investigation may be subject to a Quality Assurance Review by CID higher headquarters.

~~FOR OFFICIAL USE ONLY~~
Law Enforcement Sensitive

Report Prepared By:

Report Approved By:

(b)(6),(b)(7)(C)

Special Agent

(b)(6),(b)(7)(C)

Special Agent in Charge

DISTRIBUTION:

Dir, USACRC, Ft Belvoir, VA
A/OPS, 11TH MP BN (CID)
CDR, 2/35 IN BN, FOB Warrior, Kirkuk, IZ APO AE 09338
CDR, 32nd MP DET (CID), LSA Anaconda, Balad, IZ
CDR, 3rd BCT, 25th INF DIV, FOB Warrior, Kirkuk, IZ
Chief of Crim Law, 25th INF DIV, COB Speicher, Tikrit, IZ
OPS, 11TH MP BN (CID)
PM, 25th INF DIV, COB Speicher, Tikrit, IZ
PM, 3rd BCT, 25th INF DIV, FOB Warrior, Kirkuk, IZ
SAC, KIRKUK CID OFFICE, FOB WARRIOR, APO AE 09338
Trial Counsel, 3rd BCT, 25th INF DIV, FOB Warrior, Kirkuk, IZ
Dir, Armed Forces Institute of Pathology, Bldg 102, 1413 Research Blvd, Rockville, MD
CDR, 3rd MP Group, ATTN: Operations, Fort Gillem, GA 30297
CJA, 3rd BCT, 25th INF DIV, FOB Warrior, Kirkuk, IZ
SJA, TF LIGHTNING, 25th ID SJA, COB Speicher, Tirkrit, IZ
Cdr, Hawaii Fld Ofc, Schofield Barracks, HI
CDR, 3rd MP Group, ATTN: Operations, Fort Gillem, GA 30297
1- Commander, 6th MP Group (CID), Fort Lewis, WA 98433 (e-mail only)
CHIEF, TRIAL COUNSEL, SJA, SB // MAJ (b)(6),(b)(7)(C) /
FILE

14

~~FOR OFFICIAL USE ONLY~~
Law Enforcement Sensitive

RECORD OF IDENTIFICATION PROCESSING
(Effects and Physical Data)

0052-07-CID409-2454
20070625

LAST NAME - FIRST NAME - MIDDLE INITIAL (Or unknown number) BTB: UNIDENTIFIED	GRADE LN/CIV	SERVICE NO. SSAN 300-00-2219	CIL CASE NUMBER (If applicable) N/A
--	-----------------	---------------------------------	--

NAME OF CEMETERY, EVACUATION NUMBER, OR SEARCH AND RECOVERY NUMBER EVAC # 022-07/111TH QM CO (MA)/CP-5	PLOT N/A	ROW N/A	GRAVE N/A
---	-------------	------------	--------------

RECEIVED FROM
399TH CSH

IMPRINT OF IDENTIFICATION TAG

NONE FOUND

OFFICIAL IDENTIFICATION FOUND WITH REMAINS (Include personal effects aiding identification)
-----NOTHING FOLLOWS-----

ITEMS OF CLOTHING AND EQUIPMENT FOUND WITH REMAINS (Indicate type, color, size, markings, service, etc. If laundry marks are indistinct, follow procedures outlined in TM 10-286)
-----NOTHING FOLLOWS-----

FINGERPRINTS TAKEN <input type="checkbox"/> YES <input checked="" type="checkbox"/> NO	X-RAYS MADE <input type="checkbox"/> YES <input checked="" type="checkbox"/> NO	FLUOROSCOPE STATEMENT ATTACHED <input type="checkbox"/> YES <input checked="" type="checkbox"/> NO
PHOTOGRAPHS TAKEN <input checked="" type="checkbox"/> YES <input type="checkbox"/> NO	ANTHROPOLOGICAL STATEMENT MADE <input type="checkbox"/> YES <input checked="" type="checkbox"/> NO	CHEMICAL STATEMENT ATTACHED <input type="checkbox"/> YES <input checked="" type="checkbox"/> NO

PHYSICAL DESCRIPTION			
ESTIMATED HEIGHT 67"	MUSCULARITY HEAVY	COLOR OF HAIR BLACK	RACE OR NATIVITY MONGALOID

TATTOOS, SCARS OR MARKS ON BODY
NONE FOUND

EVIDENCE OF HEALED FRACTURES AND BONE MALFORMATIONS
NONE FOUND

WOUNDS OR INJURIES
GUN SHOT WOUNDS TO FACE, ABDOMEN, AND ARMS

I HAVE PERSONALLY VIEWED THE REMAINS OF THIS DECEASED AND ALL RESULTING INFORMATION HAS BEEN RECORDED TO THE BEST OF MY KNOWLEDGE.

FOUO - For Official Use Only

NAME, GRADE, AND ORGANIZATION (b)(6)	SIGNATURE AGLI... DDH CID ROIS 41138
---	---

Law Enforcement Sensitive

EXHIBIT

MILITARY OPERATIONS RECORD OF PERSONAL EFFECTS OF DECEASED PERSONNEL	1. DATE (YYYYMMDD) 20070625	2. PAGE 1 OF 1 PAGES
---	--------------------------------	----------------------------

PRIVACY ACT STATEMENT

AUTHORITY: 10 USC Sections 1481 through 1488, EO 9397, Nov. 1943 (SSN). 0052-07-CID409-24541

PURPOSE AND USE: This form is used to establish initial identification of deceased personnel.

DISCLOSURE: Personal information provided on this form is given on a voluntary basis. Failure to provide this information, however, may result in improper identification of the deceased person and person making visual identification.

3. TENTATIVELY IDENTIFIED DECEDENT					
a. NAME (Last, First, Middle Initial) (or Unidentified) BTB: UNIDENTIFIED	b. GRADE LN/CIV	c. SSN CSH ID 300-00-2219	d. ORGANIZATION N/A	e. STATUS deceased	f. DATE OF STATUS (YYYYMMDD) 20070625

4. PLACE OF RECOVERY (Include grid coordinates) 399th CSH	5. DATE OF RECOVERY (YYYYMMDD) 20070625	6. EVACUATION NUMBERS a. #1 022-07 b. #2 N/A
--	--	--

7. INVENTORY OF EFFECTS				
a. QUANTITY	b. DESCRIPTION	c. RECEIVED	d. CONDITION	e. DISPOSITION
	-----NOTHING FOLLOWS-----			

8. FUNDS/NEGOTIABLE INSTRUMENTS/OTHER HIGH VALUE ITEMS TRANSMITTED WITH EFFECTS				
a. QUANTITY	b. DESCRIPTION	c. RECEIVED	d. CONDITION	e. DISPOSITION
	-----NOTHING FOLLOWS-----			

9. EFFECTS INVENTORIED ABOVE REPRESENT (X as appropriate)

ALL KNOWN EFFECTS
 ALL KNOWN EFFECTS RECOVERED FRDM UNIT
 ALL KNOWN EFFECTS RECOVERED FROM REMAINS

10. PREPARING OFFICIAL				
a. NAME (Last, First, Middle Initial) (b)(6)	b. GRADE	c. ORGANIZATION 111TH QM CO (MA) CP-5		
d. SIGNATURE (b)(6)			e. DATE SIGNED (YYYYMMDD) 20070625	

11. RECEIVING OFFICIAL				
a. NAME (Last, First, Middle Initial)	b. GRADE	c. ORGANIZATION		
d. SIGNATURE			e. DATE SIGNED (YYYYMMDD)	

12. RECEIVING OFFICIAL				
a. NAME (Last, First, Middle Initial)	b. GRADE	c. ORGANIZATION		
d. SIGNATURE			e. DATE SIGNED (YYYYMMDD)	

FOUO - For Official Use Only

ACLU DDII CID ROIS 41139

Law Enforcement Sensitive

311th Co, Tikit, Iraq

Prepare, in one copy only, items 1 through 10 and sign item 11. Print or type entries.

Instructions - Medical Officer in attendance will:

Send form, without delay to the Registrar or Administrative Officer of the Day, for necessary action and for preparation of required number of copies.

SECTION A - ATTENDING MEDICAL OFFICER'S REPORT

0052-07-CID409-24541

PERSONAL DATA

1. PATIENT DATA (Patient's ward plate will be used to imprint identifying data if available)

Unknown

2. TIME OF DEATH (Hour-day-month-year)

1248 pm 25 Jun 07

3. MEDICAL EXAMINER/ CORONER'S CASE

YES NO

4. RELIGION

5. CHAPLAIN NOTIFIED

YES NO

6. NAME, ADDRESS AND RELATIONSHIP OF RELATIVE OR FRIEND PRESENT AT DEATH

Patient's name (Last, first, middle initial) Grade, Social Security Account No., Register Number and Ward Number

CAUSE OF DEATH

APPROXIMATE INTERVAL BETWEEN ONSET AND DEATH

7a. DISEASE OR CONDITION DIRECTLY LEADING TO DEATH (This does not mean the mode of dying, e.g., heart failure, asphyxia, etc. It means the disease, injury, or complication which caused death)

DUE TO (or as a consequence of)

Gunshot wound to face, abdomen, arms, 248 hrs

7b. ANTECEDENT CAUSES (Morbid conditions, if any, giving rise to the above cause, stating the underlying condition last)

DUE TO (or as a consequence of)

(1)

(2)

8. OTHER SIGNIFICANT CONDITIONS CONTRIBUTING TO THE DEATH, BUT NOT RELATED TO THE DISEASE OR CONDITION CAUSING IT

a.

b.

9. DATE

25 June 07

10. TYPED OR PRINTED NAME AND GRADE OF MEDICAL OFFICER IN ATTENDANCE

(b)(6)

11. SIGNATURE OF MEDICAL OFFICER IN ATTENDANCE

(b)(6)

SECTION B - ADMINISTRATIVE ACTION

TYPE OF ACTION

HOUR

DAY

MONTH

YEAR

INITIALS OF RESPONSIBLE OFFICER

12. TELEGRAM TO NEXT OF KIN OR OTHER AUTHORIZED PERSON

13. POST ADJUTANT GENERAL NOTIFIED

14. IMMEDIATE CO OF DECEASED NOTIFIED

15. INFORMATION OFFICE NOTIFIED

16. POST MORTUARY OFFICER NOTIFIED

17. RED CROSS NOTIFIED

18. OTHER (Specify)

19.

SECTION C - RECORD OF AUTOPSY

20. AUTOPSY PERFORMED (If yes, give date and place)

YES NO

21. AUTOPSY ORDERED BY (Signature)

22. PROVISIONAL PATHOLOGICAL FINDINGS

23. DATE

24. TYPED NAME AND GRADE OF PHYSICIAN PERFORMING AUTOPSY

25. SIGNATURE OF PHYSICIAN PERFORMING AUTOPSY

26. DATE

27. TYPED NAME AND GRADE OF REGISTRAR

28. SIGNATURE OF REGISTRAR



0052-07-CID409-24541

MULTI-NATIONAL FORCES - IRAQ

The Multi-national Force-Iraq deeply regrets the loss of your loved one and the delay in return of the human remains of _____ to his/her parents/next of kin. The remains have been treated with the same respect and courtesy, whether by Muslim or Christian tradition and have been treated with the same respect and courtesy as those of the Coalition forces. The person receiving the remains acknowledges that Coalition forces have provided the remains in a respectful manner. Any perceived violation of local customs is wholly unintentional on the part of U.S. forces. All personal effects that were found with the remains are being turned over. An inventory is attached.

بسم الله الرحمن الرحيم
نحن جنود القوة المتعددة القومية نأسف بعمق و الأعتاد لفقداً احبابكم و نشكر ان تقدم
بقبولكم البقايا البشرية الممنوعة بامر حرمنا الله عليه و اهل بيته الطيبين الطاهرين
الذين هم خير الامم و اكرمها و لا نرى مع العلم بان البقايا الادمية تم معاملةها بكل الاحترام و اللطف التي
تستحقها و عادات المسلمين او الديانة المسيحية و تمت معاملةها بنفس المعاملة التي
تستحقها من قوات التحالف المتكاتفين المتضامين للبقايا الادمية بمرح و جوداً بان قوات التحالف قامت
بالتأكد من ان كل ما تم تسليمه الاحترام و اللطف
في عيادة و غيره و ان هناك بنية اتيها العادات و التقاليد المحلية في كل الاسف انه ليس هناك
شيء مما قد يمس البقايا البشرية التي وجدت مع البقايا الادمية و القائمة المرفقة
بالتكليفات الخاصة بالبقايا البشرية

(b)(6)

(b)(6)

(b)(6)

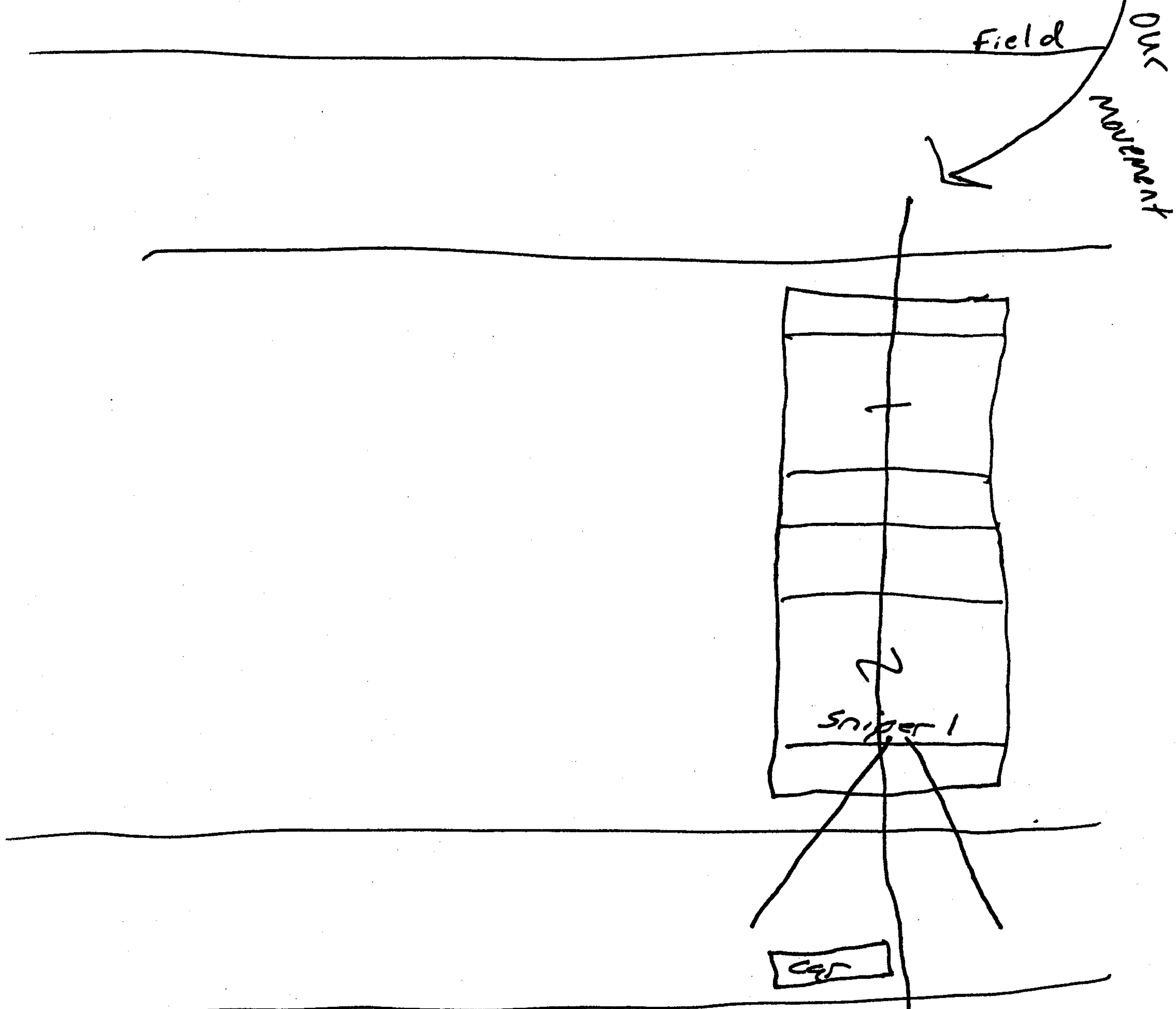
(b)(6)

Iraqi Police

20070625 / 50-1-9-V

FOUO - For Official Use Only
ACLU DDII CID ROIS 41147
Law Enforcement Sensitive
EXHIBIT 7

0052-07 CID 409-24541
SKETCH - PICTURING MOVEMENT DURING MISSION



WITNESSED BY:
(b)(6), (b)(7)(C)

SKETCHED BY:
0208, 26 June 07
(b)(6), (b)(7)(C)



ACLU DDII CID ROIS 41148

FOUO - For Official Use Only

EXHIBIT # 8

Law Enforcement Sensitive

000088

MOVEMENT

LANDING
RUNWAY

Cleared
1st house



(b)(6), (b)(7)(C) Sketched by.
(b)(6), (b)(7)(C)

FOUO - For Official Use Only
Law Enforcement Sensitive

ACLU DDII CID ROIS 41149

EXHIBIT

000089

2902, 26 Jan 07
DATE

HAVOC
HHC 2-35 TRIP TICKET

LINE #	RANK	LAST	FIRST	MI	BR#	BLOOD	M-4	M203	ACOG	PAG-4C	SHOTGUN	PEG-2A	M-9	M-240B	M-249	MGO	PVS-14	ICOM	TACL
1	SEC	(b)(6)	(b)(6)	(b)(6)	(b)(6)	O+	W227286		18097			003280A					57857		DB02666
2	PV2	(b)(6)	(b)(6)	(b)(6)	(b)(6)	B+	W26355		16972	53327B							57876		DB02769
3	SFC	(b)(6)	(b)(6)	(b)(6)	(b)(6)	BLOOD	M-4	M203	ACOG	PAG-4C	SHOTGUN	PEG-2A	M-9	M-240B	M-249	MGO	PVS-14	ICOM	TACL
4	SIST	(b)(6)	(b)(6)	(b)(6)	(b)(6)	O+	W21585		14642		US064453	009287A					57859		DB02717
5	PV2	(b)(6)	(b)(6)	(b)(6)	(b)(6)	O+	W21917		13945	1459B							57861		DB02721
6	SFC	(b)(6)	(b)(6)	(b)(6)	(b)(6)	A+	W21960		14948		US5778					MCS5045	58238		DB02790
7	SFC	(b)(6)	(b)(6)	(b)(6)	(b)(6)	O+	W27207		11800	5306A						M01243	57861		DB02736
8	PFC	(b)(6)	(b)(6)	(b)(6)	(b)(6)	B+	W02659		18031	5312B							57594		DB02738
9	PFC	(b)(6)	(b)(6)	(b)(6)	(b)(6)	BLOOD	M-4	M203	ACOG	PAG-4C	SHOTGUN	PEG-2A	M-9	M-240B	M-249	MGO	PVS-14	ICOM	TACL
10	SGT	(b)(6)	(b)(6)	(b)(6)	(b)(6)	A+	W02591		11612		US008702	061481A					57861		DB01113
11	SFC	(b)(6)	(b)(6)	(b)(6)	(b)(6)	A+	W21960		14448	061478A							57881		DB02290
12	SFC	(b)(6)	(b)(6)	(b)(6)	(b)(6)	B+	W2655		16900	5306B							57884		DB02735
13	PV2	(b)(6)	(b)(6)	(b)(6)	(b)(6)	A+	W21970		14489	01512B							57867		DB02784
14	PFC	(b)(6)	(b)(6)	(b)(6)	(b)(6)	O+	W22713		18031	53361B						MCS7070			DB02784
15	SGT	(b)(6)	(b)(6)	(b)(6)	(b)(6)	O+	W26518		A18055	PAG-4C	SHOTGUN	PEG-2A	M-9	M-240B	M-249	MGO	PVS-14	ICOM	TACL
16	SGT	(b)(6)	(b)(6)	(b)(6)	(b)(6)	O+	W26548	30926	16008		US555369	01422B					57868		DB03063
17	PFC	(b)(6)	(b)(6)	(b)(6)	(b)(6)	O+	W21927		19054	53157B							57864		DB03897
18	PFC	(b)(6)	(b)(6)	(b)(6)	(b)(6)	A+	W21927		19054	53390B						9884			DB03897
19	PFC	(b)(6)	(b)(6)	(b)(6)	(b)(6)	B+	W21927		14453	53390B							57857		DB03896
20	PFC	(b)(6)	(b)(6)	(b)(6)	(b)(6)	BLOOD	M-4	M203	ACOG	PAG-4C	SHOTGUN	PEG-2A	M-9	M-240B	M-249	MGO	PVS-14	ICOM	TACL
21	SGT	(b)(6)	(b)(6)	(b)(6)	(b)(6)	B+	W02697	4240	11810		061481A						57881		DB03094
22	SGT	(b)(6)	(b)(6)	(b)(6)	(b)(6)	A+	W21301		14436	53390B							57883		DB04020
23	PFC	(b)(6)	(b)(6)	(b)(6)	(b)(6)	A+	W21297		13940	53405B							57884		DB03305
24	PV2	(b)(6)	(b)(6)	(b)(6)	(b)(6)	A+	W21272		11801	53390B							57859		DB02959
25	PFC	(b)(6)	(b)(6)	(b)(6)	(b)(6)	A+	W20563		11849	53390B							57864		DB03074
26	PV2	(b)(6)	(b)(6)	(b)(6)	(b)(6)	A+	W21403		13847	53607B							57867		DB03048
27	PFC	(b)(6)	(b)(6)	(b)(6)	(b)(6)	A+	W27528		14436	52154B							57869		DB04473
28	PFC	(b)(6)	(b)(6)	(b)(6)	(b)(6)	A+	W03692		16511	53378B							57226		DB02884
29	PFC	(b)(6)	(b)(6)	(b)(6)	(b)(6)	A+	W03637		18030	53390B							57870		DB03160

For Official Use Only

LINE #	CALL SIGN OF PATROL LEADER	LINE 2	NUMBER OF VEHICLES	LINE 3	NUMBER OF PAX/TERRS	LINE 4	DESTINATION AND TYPE OF PATROL	LINE 5	IS UNIT INVOLVED IN PATROL	LINE 6	ROUTE OF THE PATROL	LINE 7	SPECIAL EQUIPMENT UTILIZED	LINE 8	ESTIMATED TIME OF RETURN
1	(b)(6)	None	20-1	None	None	None	None	None	None	None	None	None	None	None	UTC
2	(b)(6)	None	20-1	None	None	None	None	None	None	None	None	None	None	None	UTC
3	(b)(6)	None	20-1	None	None	None	None	None	None	None	None	None	None	None	UTC
4	(b)(6)	None	20-1	None	None	None	None	None	None	None	None	None	None	None	UTC
5	(b)(6)	None	20-1	None	None	None	None	None	None	None	None	None	None	None	UTC
6	(b)(6)	None	20-1	None	None	None	None	None	None	None	None	None	None	None	UTC
7	(b)(6)	None	20-1	None	None	None	None	None	None	None	None	None	None	None	UTC
8	(b)(6)	None	20-1	None	None	None	None	None	None	None	None	None	None	None	UTC

Law Enforcement Sensitive

EXHIBIT # 000129

(b)(6)

0927, 26 JUN 07
052-07-CID 919

Sent: Sunday, June 24, 2007 7:50 PM
To: (b)(6) CPT HHG 2-35IN CDR, 25ID 3IBCT
Subject: [U] sitrep
Categories: UNCLASSIFIED, FOR OFFICIAL USE ONLY

Classification: UNCLASSIFIED//FOR OFFICIAL USE ONLY

sir, i was wondering what the situation looks like. we are kind of on edge and curious as to the outcome of your meeting with the bc.
thanks

(b)(6)

Classification: UNCLASSIFIED//FOR OFFICIAL USE ONLY

FOUO - For Official Use Only

Law Enforcement Sensitive **EXHIBIT 2**

6/26/2007

ROI 07-CID409-24541-5H1

Exhibit(s): 29 and 30

Page(s): 184 thru 211

Referred to:

**Commander
U.S. Army Medical Command
Attn: FOIA Office, Stop 76
1216 Stanley Road 2D FL
Fort Sam Houston, Texas 78234-5049**

ACLU DDII CID ROIS 41249

Date: 23 Apr 07 OR # 1 Page 1 of 1 Procedure(s) Ex lap 0052-07-CID 409-2454

MONITORING / EQUIPMENT

See page 1 for initial monitoring and equipment

Additional Interventions:

Arterial line IV(s)

C-line/CVP

PA line

Cordis Introducer

NG/OG tube

Foley catheter

TOURNIQUET

LOCATION:	LOCATION:
mmHg:	mmHg:
UP:	UP:
DOWN:	DOWN:
TOTAL TIME:	TOTAL TIME:

Other data: PRBC #1 (b)(6) #2 (0315) #3 (0341) #4 (0350) #5 (0425) #6 (0455) #7 (0307h) #8 (0410) #9 (0420) #10 (0430) #11 (0450) #12 (0510)

TIME:	0300	45	0410	15	30	45	0500	15	30	45	0600	15	30	45	0700	TOTALS
Disso	0.4	0.4	0.4	0.4	0.4	0.4	0.4	0.4	0.4	0.4	0.4	0.4	0.4	0.4	0.4	
Sevo																
Air (L/min)																
Oxygen (L/min)	10	10	10	10	10	8	4	4	4	4						
Vecuronium (mg)	10															
Morphine						10			10							
Valium																
Neo dria																
PRBC units	000	0	0	0	0	0	0	0	0	0	0	0	0	0	0	100
Lactated Ringers																
Normal Saline	2000															
6% Hetastarch						500	1000									
PPF / Albumin																
PRBC		1, 2, 3			4, 5											
Whole Blood																
FFP																
Cytoprecipitate																
Urine (ml)						300			400							
EBL (ml)	5	5	5	5	5	5	5	5	5	5	5	5	5	5	5	5
Gastric (ml)																
ECG	ST	ST	ST	ST	ST	ST	ST	ST	ST	ST	ST	ST	ST	ST	ST	
% Oxygen Inspired (FiO2)	1.0	1.0	1.0	1.0	1.0	1.0	1.0	1.0	1.0	1.0	1.0	1.0	1.0	1.0	1.0	
O2 Saturation (SaO2)	100	100	100	100	100	100	100	100	100	100	100	100	100	100	100	
End Tidal CO2	30	28	28	30	32	24	35	32	32							
Temp: <input type="checkbox"/> C <input type="checkbox"/> F																
PNS / TOF																
Forced Air Warmer (Temp select)																

PERI-OP MEDS

VENT

Tidal Volume (ml)	800	800	800	800	800	800	800	800	800	800	800	800	800	800	800	800
Respiratory Rate	10	10	10	10	8	8	8	10	10	10	10	10	10	10	10	10
Peak Pressure (cm H2O)	29	28	26	24	24	24	27	27	27	27	27	27	27	27	27	27
PEEP (cm H2O)																
CPAP (cm H2O)																

SYMBOLS

- V: VENTILATION
- A: AIRWAY
- BP CLIFF: BLOOD PRESSURE CLIFF
- PRESSURE: PRESSURE
- I: INTRACRANIAL PRESSURE
- T: THERMAL
- ARTERIAL LINE: ARTERIAL LINE
- PRESSURE: PRESSURE
- X: MAP
- PULSE: PULSE
- SPONTANEOUS RESPIRATION: SPONTANEOUS RESPIRATION
- ASSISTED RESPIRATION: ASSISTED RESPIRATION
- CONTROLLED RESPIRATION: CONTROLLED RESPIRATION

Remarks: ① Pt resuscitated in ER 300 etomidate 20mg, sux 100mg, intubation w/line stabilization, OL view cards BS R22C
 → ② chest tube @ air, BS R22C. ③ fem v. line by surgeon, ④ fem A-line by surgeon
 ⑤ Toce 0348h, monitor on, continue blood Tx. ⑥ 0412 ABG @ 0328 7.01/35/174/99% Sat FFP by 0420
 ABG (0419h) 7.127/37.9/123/-16/99% 142/4.1 7.8/23%
 ABG 0509 7.049/48.5/129/-17/97% 146/115/3.0/0.58 7.8/17%
 0530 16.8/20.6/144 PT 16.3 79.3 (PT) INR 1.6

Patient Identification # 770 5000 For Official Use Only Anesthesia Provider(s) ACLU/DDI/CID ROIS 41250

Extap

PRE-PROCEDURE VITAL SIGNS
 B/P: 100/70 P: 8 R: 8 T: O₂ SAT %: 100% *wake to read*

CURRENT MEDICATION(S)
 UNKNOWN NONE

PREVIOUS ANESTHESIA / OPERATIONS
 UNKNOWN NONE

0052-07-CID409-24541

blood in airway = intubation x1 pass
 atraumatic cr @ position.

AIRWAY
 MP1 T-M distance = _____ Morbid obesity Intubated / trach
 MP2 M-O distance = _____ Hx difficult airway Facial hair
 MP3 Neck FULL LIMITED NONE Traumatic facial injury Short muscular neck
 MP4 ROM Teeth Chipped / Loose: _____

FAMILY HX ANES. PROBLEMS
 Unknown Denies

ALLERGIES
 UNKNOWN NONE

SYSTEM	COMMENTS	TRAUMA HISTORY
<input type="checkbox"/> WNL RESPIRATORY Asthma / RAD Pneumothorax Aspiration Hemothorax COPD Recent URI ENT trauma TB / +PPD Trach / Crico airway Pneumonia Respiratory failure Productive cough High PEEP SOB / Dyspnea Pulmonary embolism OSA Pulmonary contusion Environ. allergies Pleural effusion Wheezing / Rhonchi	TOBACCO USE: <input type="checkbox"/> Yes <input type="checkbox"/> No <input type="checkbox"/> Quit _____ PPD for _____ Years <input type="checkbox"/> Unknown	<input type="checkbox"/> GSW <input type="checkbox"/> SHRAPNEL <input type="checkbox"/> INJURY TYPE: <input type="checkbox"/> CRUSHING <input type="checkbox"/> IED <input type="checkbox"/> MVA <input type="checkbox"/> SOFT TISSUE <input type="checkbox"/> VASCULAR / ISCHEMIA <input type="checkbox"/> RPG <input type="checkbox"/> BLAST <input type="checkbox"/> PENETRATING CHEST <input type="checkbox"/> INTUBATED IN ER/FIELD <input type="checkbox"/> FALL <input type="checkbox"/> MORTAR <input type="checkbox"/> BLUNT CHEST <input type="checkbox"/> PMH / PSH UNKNOWN Date of Injury _____ <input type="checkbox"/> PENETRATING ABDOMEN <input type="checkbox"/> LOSS OF CONSCIOUSNESS C-Spine: _____ <input type="checkbox"/> BLUNT ABDOMEN FAST: <input type="checkbox"/> Neg <input type="checkbox"/> Pos <input type="checkbox"/> Cleared GCS _____ <input type="checkbox"/> FRACTURES BURN % BSA _____ <input type="checkbox"/> Not cleared <input type="checkbox"/> ENT OR HEAD INJURY

SYSTEM	COMMENTS	BLOOD PRODUCT ADMINISTRATION
<input type="checkbox"/> WNL CARDIOVASCULAR Hypertension Abnormal ECG Hypotension Dysrhythmia CAD / Cardiomyopathy Hypovolemia Angina Vasopressors Stable / Unstable Shock Myocardial infarction Vascular injury CHF DOE PND Valvular Dz / MVP Peripheral Vascular Dz Cardiac contusion Exercise Tolerance Murmur METs: >4 <4 Aneurysm	ETHANOL USE: <input type="checkbox"/> Yes <input type="checkbox"/> No <input type="checkbox"/> Quit <input type="checkbox"/> Hx ETOH abuse Frequency _____	PRBC UNIT# / STICKER FFP UNIT# / STICKER WHOLE BLOOD UNIT# / STICKER

EPW shot during activities down in field

SYSTEM	COMMENTS	DIAGNOSTIC STUDIES
<input type="checkbox"/> WNL HEPATO / GASTROINTESTINAL Obesity N & V Cirrhosis / Liver Dz Diarrhea Hepatitis / Jaundice Bowel perforation Bowel obstruction Abd trauma Ulcers Ileus Hiatal hernia GI bleed GERD Abd abscess	<i>PT C GCS ~ 8 on eye arrival</i>	ECG X-RAY CT SCAN ULTRASOUND TEG

PT C GCS ~ 8 on eye arrival

8.5 / 25%

141 / 3.2

PT / PTT / INR: 19.8 / 2.9 / 37.7

T&S / T&C:

U/A:

UNUSUAL 35m ZUPA

SYSTEM	COMMENTS	DIAGNOSTIC STUDIES
<input type="checkbox"/> WNL RENAL / ENDOCRINE Thyroid disease Prostate Bladder Dz / tumor BPH / CA Renal stones UTI / Incontinence Renal insufficiency Diabetes Myoglobinemia Genital / Uro trauma Myoglobinuria Pituitary disorder	<i>UNUSUAL 35m ZUPA</i>	Pre-Op I-STAT <input type="checkbox"/> Venous <input type="checkbox"/> Arterial Time: Na ⁺ HCO ₃ ⁻ K ⁺ BE tCO ₂ sO ₂ % iCa pH Hct pCO ₂ Hgb pO ₂

SEE MEDICAL RECORD FOR INTRA-OP LAB STUDIES

SURGICAL DIAGNOSIS / PROBLEM LIST
head wound abd open due injury blood in prep

POST ANESTHESIA CARE NOTES

Location	Time	CONTROLLED MEDICATIONS			
MEDICATION	USED	DESTROYED	RETURNED		
B/P	O ₂ Sat				

PLANNED ANESTHESIA	Special Monitors / Airway / Concerns:	PHYSICAL STATUS	PROVIDER	WITNESS
<input checked="" type="checkbox"/> GA <input type="checkbox"/> Epidural <input type="checkbox"/> Central line <input type="checkbox"/> MAC <input checked="" type="checkbox"/> SAB <input type="checkbox"/> ICP Monitor <input type="checkbox"/> Regional <input type="checkbox"/> A-line		1 2 3 4 5 E		
PRE-ANESTHESIA MEDICATIONS ORDERED		<input type="checkbox"/> Awake <input type="checkbox"/> OPA / NPA <input type="checkbox"/> Somnolent <input type="checkbox"/> LMA <input type="checkbox"/> Unarousable <input type="checkbox"/> Intubated <input type="checkbox"/> Stable <input type="checkbox"/> Trach <input type="checkbox"/> Unstable <input type="checkbox"/> Regional <input type="checkbox"/> Supplemental Oxygen Dermatome level: <input type="checkbox"/> Report given to PACU staff / RN		
EVALUATOR SIGNATURE (b)(6)	DATE 23 Nov 04			

No anesthesia related complications noted
 Satisfactory post anesthesia / analgesia recovery
 See progress notes for anesthesia related concerns

FOUO - For Official Use Only ACLU DDII CID ROIS 41251

Law Enforcement Sensitive

EXHIBIT 29
 000185 2016

23 Jun 0509

(b)(6)

0027

Chemistry (i-STAT) green top or whole bld

Chemistry (Piccolo Analyzer) -green top

Hematology (Coulter) -purple top

TEST	RESUL	REF. RANGE
1-STAT EG7+		
Pt: 2	ABG	
Pt Name:	#3rd	
Na	146 mmol/L	
K	3.0 mmol/L	
TCO2	15 mmol/L	
iCa	0.58 mmol/L	
Hct	17 %PCV	
Hb*	5.8 g/dL	
*via Hct		
At 37C		
PH	7.049	
PCO2	48.5 mmHg	
PO2	129 mmHg	
HCO3	13.4 mmol/L	
BEecf	-17 mmol/L	
SO2*	97 %	
*calculated		
23 Jun 07 0457		
Sample Type:		
BLOOD BANK-red top		

TEST	RESULT	REF. RANGE
ALB		3.3-5.5 g/dl
ALP		26-84 U/L
ALT		10-47 U/L
Amylase		14-97 U/L
AST		11-38 U/L
Tbili		0.2-1.6 mg/dl
GGT		5-56 U/L
TP		6.4-8.1 g/dl
Ca		8-10.3 mg/dl
Chol		<200 mg/dl
Creat		0.6-1.2 mg/dl
GLU		73-118 mg/dl
BUN		7-22 mg/dl
CPK		39-380 U/L

TEST	RESULT	REF. RANGE
WBC		4.8-10.3x10 ³
RBC		4.7-6.1x10 ⁶ (M) 4.2-5.4x10 ⁶ (F)
Hgb		14-18 g/dl (M) 12-16 g/dl (F)
Hct		42-52% (M) 37-47% (F)
MCV		80-94 fl (M) 81-99 fl (F)
MCH		
MCHC		
PLT		150-500x10 ³ verified
Segs	Atyp	RBC Morph
Lymph	Eos	Other
Mono	Baso	Malaria
Bands	Imm	
Coagulation	PT	10.3-14.4
	INR	0.7-1.2
	APTT	25.0-38.0

Urinalysis-urine cup

TEST	RESULT	REF. RANGE
Gluc	Negative	
Bili	Negative	
Ketone	Negative	
SG	N/A	
Blood	Negative	
pH	N/A	
Protein	Negative	
Urob	0.2-1.0	
Nitrite	Negative	
Leu	Negative	

TEST	RESULT	REF. RANGE
D-DIMER		
Miscellaneous Test		
Rapid Strep		Negative
hCG		Negative
Mono		Negative
Chlamydia		Negative
Med. Alcohol		Negative
Troponin		Negative
Flu A/B		Negative

ABO/Rh	Unit	Type	Crossmatch
	000432	ONeg	FFP
	000428	OPos	FFP

Source	Gram Stain	Culture Results:

Medical Drugs of Abuse Panel- Urine sample only		
TEST	RESULT	REF. RANGE
PCP -Phencyclidine BZO-Benzodiazepines, COC-Cocaine AMP-Amphetamines THC-Tetrahydrocannabinol OPI-Opiates BAR-Barbiturates		Negative for all

PICCOLO: (circle tests needed) CHEM 13 METLYTE 8 LIVER PLUS BASIC METABOLIC LIPID

OPR: TSgt Yvonne Espinosa
NCOIC, Laboratory Services

FOUO - For Official Use Only

ACLU DDII CID ROIS 41252

EXHIBIT 29

ACLU-RDI 5543 p.45

Law Enforcement Sensitive

000186

3/16

IRAQI EPW

STATUS

RANK

SSN

Date 23 Jun 07 Time 0425

Physician (b)(6)

0052-07-CID 409-24541

Chemistry(i-STAT)

Chemistry (Piccolo Analyzer)-green top

Hematology (Coulter)-purple top

TEST RESULT REF RANGE

TEST RESULT REF RANGE

TEST RESULT REF RANGE

i-STAT EG7+

ALB 3.3-5.5 g/dl

WBC 4.8-10.8x10³

Pt: 2

ALP 26-84 U/L

RBC 4.7-6.1x10⁹ (M)
4.2-5.4x10⁹ (F)

Pt Name:

ALT 10-47 U/L

Hgb 14-18 g/dl (M)
12-16 g/dl (F)

B Na 142 mmol/L

Amylase 14-97 U/L

Hct 42-52% (M)
37-47% (F)

C K 4.1 mmol/L

AST 11-38 U/L

MCV 80-94 fl (M)
81-99 fl (F)

I TC02 14 mmol/L

Tbili 0.2-1.6 mg/dl

MCH

F iCa 0.91 mmol/L

GGT 5-56 U/L

MCHC

G Hct 23 %PCV

TP 6.4-8.1 g/dl

PLT 130-500x10³
verified

Hb# 7.8 g/dL

Ca 8-10.3 mg/dl

Segs Atyp RBC Morph

I *via Hct

Chol <200 mg/dl

Lymph Eos Other

Pt At 37C

Creat 0.6-1.2 mg/dl

Mono Baso Malaria

F PH 7.127

GLU 73-118 mg/dl

Bands Imm

Ti PC02 39.8 mmHg

BUN 7-22 mg/dl

Coagulation PT 10.3-14.4

H PO2 173 mmHg

CPK 39-380 U/L

INR 0.7-1.2

BI HCO3 13.1 mmol/L

Urinalysis-urine cup

APTT 25.0-38.0

S BEecf -16 mmol/L

TEST RESULT REF RANGE

D-DIMER

s SO2* 99 %

Gluc Negative

Miscellaneous Test

i *calculated

Bili Negative

TEST RESULT REF RANGE

Sample Type

Ketone Negative

Rapid Strep Negative

A 23JUN07 04:19

SG N/A

hCG Negative

Unit Type Crossmatch

Blood Negative

Mono Negative

Blood

pH N/A

Chlamydia Negative

pH

Protein Negative

Med. Alcohol Negative

Protein

Urob 0.2-1.0

Troponin Negative

Urob

Nitrite Negative

Flu A / B Negative

Nitrite

Leu Negative

Medical Drugs of Abuse Panel-

Microbiology

Urine sample only

Source

TEST RESULT REF RANGE

Gram Stain

PCP-Phencyclidine

Culture Results:

BZO-Benzodiazepines

Color:

COC-Cocaine

Microscopic:

AMP-Amphetamines

Wet Prep:

THC-Tetrahydrocannabinol

Occult Blood:

OPI-Opiates

BAR-Barbiturates

Negative for all

ICCOLO: (circle tests needed)

CHEM 13 METLYTE 8 LIVER PLUS BASIC METABOLIC LIPID

OPR: TSgt Yvonne Espinosa
NCOIC, Laboratory Services

FOUO - For Official Use Only

ACLU DDII CID ROIS 41254

Law Enforcement Sensitive

EXHIBIT 29

000188

ACLU-RDI 5543 p.47

5/1/10

LAST, FIRST, MI.

(Subject) Privacy Act of 1974

TRAUMA # 2

STATUS

RANK

SSN

IRAQI EPW

Date 23 Jun 07

Time 0339

Physician (b)(6)

0052707-CID409-24541

Chemistry (i-STAT) green top or whole bld

Chemistry (Piccolo Analyzer)-green top

Hematology (Coulter)-purple top

TEST RESULT REF. RANGE

TEST RESULT REF. RANGE

TEST RESULT REF. RANGE

i-STAT EG7+

ALB 3.3-5.5 g/dl

WBC 4.8-10.8x10³

Pt: 2

ALP 26-84 U/L

RBC 4.7-6.1x10⁹ (M)
4.2-5.4x10⁹ (F)

Pt Name: _____

ALT 10-47 U/L

Hgb 14-18 g/dl (M)
12-16 g/dl (F)

Amylase 14-97 U/L

Hct 42-52% (M)
37-47% (F)

AST 11-38 U/L

MCV 80-94 fl (M)
81-99 fl (F)

Tbili 0.2-1.6 mg/dl

MCH

GGT 5-56 U/L

MCHC

TP 6.4-8.1 g/dl

PLT 130-500x10³
verified

Ca 8-10.3 mg/dl

Segs Atyp RBC Morph

Chol <200 mg/dl

Lymph Eos Other

Creat 0.6-1.2 mg/dl

Mono Baso Malaria

GLU 73-118 mg/dl

Bands Imm

BUN 7-22 mg/dl

Coagulation PT 19.8 10.3-14.4

CPK 39-380 U/L

INR 2.0 0.7-1.2

APTT 37.7 25.0-38.0

Urinalysis-urine cup

TEST RESULT REF. RANGE

D-DIMER

Gluc Negative

Miscellaneous Test

Bili Negative

TEST RESULT REF. RANGE

Ketone Negative

Rapid Strep Negative

SG N/A

hCG Negative

Blood Negative

Mono Negative

pH N/A

Chlamydia Negative

Protein Negative

Med. Alcohol Negative

Urob 0.2-1.0

Troponin Negative

Nitrite Negative

Flu A / B Negative

Leu Negative

Medical Drugs of Abuse Panel-

Urine sample only

TEST RESULT REF. RANGE

PCP-Phencyclidine
BZO-Benzodiazepines
COC-Cocaine
AMP-Amphetamines
THC-Tetrahydrocannabinol
OPI-Opiates
BAR-Barbiturates
Negative for all

Unit Type Crossmatch

Microbiology

Source

Gram Stain

Culture Results:

Color: Clarity:

Microscopic:

Wet Prep:

Occult Blood:

PICCOLO: (circle tests needed) CHEM 13 METABOLIC 8 ACID-BASE BASIC METABOLIC LIPID

OPR: TSgt Yvonne Espinosa
NCOIC, Laboratory Services

Law Enforcement Sensitive

EXHIBIT 000189

6 dr/b

TEST	RESULT	REF. RANGE
Na		138-146 mmol/L
K		3.5-4.9 mmol/L
Cl		98-109 mmol/L
BUN		8-26 mg/dl
Creat		0.7-1.5 mg/dl
Hct		38-51% PCV
Hgb		12-17 g/dl
GLU		70-105 mg/dl
pH		7.31-7.45
PCO ₂		35-45mmHg (art) 41-51 mmHg (ven)
PO ₂		80-105 mmHg (art) N/A (ven)
TCO ₂		23-27 mmol/L (art) 24-29 mmol/L (ven)
HCO ₃		22-26 mmol/L (art) 23-28 mmol/L (ven)
BEecf		(-2) - (+3) mmol/L
sO ₂		95-98%
iCa		

TEST	RESULT	REF. RANGE
Na	137	mmol/L
K	3.8	mmol/L
TCO ₂	13	mmol/L
iCa	1.02	mmol/L
Hct	30	%PCV
Hb*	10.2	g/dL
*via Hct		
At 37C		
pH	6.936	
PCO ₂	52.7	mmHg
PO ₂	37	mmHg
HC03	11.2	mmol/L
BEecf	-21	mmol/L
sO ₂ *	40	%
*calculated		

TEST	RESULT	REF. RANGE
WBC		
RBC		
Hgb		
Hct		
MCV		
MCH		
MCHC		
PLT		
Segs		
Lymph		
Mono		
Bands		
Imm		
Coagulation		
PT	19.8	10.3-14.4
INR	2.0	0.7-1.2
APTT		25.0-38.0
D-DIMER		

ID: (b)(6) / 06-23-07 03:22
 Patient Limits
 WBC 26.5 H x10³/uL 4.5 10.5
 RBC 3.99 L x10⁶/uL 4.00 6.00
 Hgb 10.6 L g/dL 11.0 18.0
 Hct 33.3 L % 35.0 60.0
 MCV 83.5 fL 80.0 99.9
 MCH 26.6 L pg 27.0 31.0
 MCHC 31.9 L g/dL 33.0 37.0
 Plt 226. x10³/uL 150. 450.
 LYZ 19.1 #L % 20.5 51.1
 LY# 5.1 #H x10³/uL 1.2 3.4

ABO/Rh	Unit	Type	Crossmatch
O Pos	(b)(6)	O Pos	NP
	(b)(6)	O Pos	NP

TEST	RESULT	REF. RANGE
SG	N/A	
Blood	Negative	
pH	N/A	
Protein	Negative	
Urob	0.2-1.0	
Nitrite	Negative	
Leu	Negative	

TEST	RESULT	REF. RANGE
PT	19.8	10.3-14.4
INR	2.0	0.7-1.2
APTT		25.0-38.0

TEST	RESULT	REF. RANGE
Rapid Strep		Negative
hCG		Negative
Mono		Negative
Chlamydia		Negative
Med. Alcohol		Negative
Troponin		Negative
Flu A / B		Negative

Source	Gram Stain	Culture Results:

Color:	Clarity:

TEST	RESULT	REF. RANGE
PCP -Phencyclidine		Negative for all
BZO-Benzodiazepines		
COC-Cocaine		
AMP-Amphetamines		
THC-Tetrahydrocannabinol		
OPI-Opiates		
BAR-Barbiturates		

CCOLO: (circle tests needed) CHEM 13 METLYTE 8 LIVER PLUS BASIC METABOLIC LIPID

OPR: TSgt Yvonne Espinosa NCOIC, Laboratory Services FOUO - For Official Use Only ACLU DDII CID ROIS 41256

BP: S: 40
P: Iraqi Younger male involved in battle w. US troops
R: numerous GSWs per report. Arrived to ED
T: \bar{c} APAS but GCS 14.

SPO₂: Notable wounds: (R) temporal - ~~probable~~ ^{can probe with index finger}
no gray matter noted

Allergies:
- ? facial fx - blood from nares and (D) cheek
pH 7.01 on art gas - ^{1st} Suspected C/Spine fx - poor visualization on XR but (+) stepoff on exam
B₂ - 21

Medications:
- (L) tension pneumothorax
- abdominal GSW
- (B) UE wounds \bar{c} probable fx R/UE
- blood from Foley indicates retroperitoneal bleed vs renal/bladder/arterial injury.

A/P: see list of wounds for assessment. TO OR for further damage control measures - pt in grave condition, prognosis extremely poor.

Flying Status:
Y or N

HT:

WT:

HOSPITAL OR MEDICAL FACILITY	STATUS	DEPART./SERVICE	RECORDS MAINTAINED AT
SPONSOR'S NAME	SSN/ID NO.	RELATIONSHIP TO SPONSOR	
PATIENT'S IDENTIFICATION: (For typed or written entries, give: Name - last, first, middle, ID No or SSN; Sex; Date of Birth; Rank/Grade.)			WARD NO.
DOB:	REGISTER NO.		

Unit:

NAME:

FULL SSN: 770.00027

RANK: EPW

CHRONOLOGICAL RECORD OF MEDICAL CARE
Medical Record
STANDARD FORM 600 (REV. 6-97)
Prescribed by GSA/ICMR
FIRMR (41 CFR) 201-9.202-1

PLEASE CIRCLE: AF/ARMY/IAF/IRAQI CIVILIAN/CONTRACTOR CIVILIAN

FOUO - For Official Use ONLY
ACLU DDII CID ROIS 41257

Law Enforcement Sensitive

EXHIBIT 29
000191

Patient ID: _____ Date: 6/23/07 506 EMEDS overwrite / SF 600 / Page 2

VITAL SIGNS						MEDICATIONS			
TIME	BP	HR	RR	SpO2 (%)	Temp (F)	TIME	MED	DOSE	ROUTE
0300	169/136	152				0307	suva <u>sumatriptan</u>	<u>100mg</u>	<u>FAST IO</u>
0314	144/109	122		91%		0322	<u>etomidate</u>	<u>20mg</u>	<u>FAST IO</u>
0319	107/70	101		100%					
0327	99/53	94		unable to obtain					
0326	111/58	111							

IV INPUT						OUTPUT					
TIME	GAUGE	LOCATION	FLUID	AMT	MULTIPLES (TIME)	TIME	URINE	EMESIS / OG / NG	CHEST TUBE	EST BLOOD LOSS	
0301	ID Stream		1 unit blood		0307 0315 0341						
0309	(L) Remonol										
0314	1.5 L										
0328	500										

PROCEDURES						RESULTS		COMPLICATIONS	
TIME	PROCEDURE	SITE	SIZE	OPERATOR					
0304	ET Intubation	24cm	7.5	(b)(6)	() YCO2 detected	() BS bilaterally	() pCXR		
0308	Chest tube / Needle #1	(L)	36fr	(b)(6)	() Air () Blood	() Pleuravac	cm		
	Chest tube / Needle #2				() Air () Blood	() Pleuravac	cm		
	DPL				() Gross positive	() Cell count			
	Foley				() Return	cc () Blood () Stool			
	NG / OG Tube				() Air () Contents	() Verified Y / N			
0309	Central Line	(L) Remonol		(b)(6)	() Air () Flush	() Draw () pCXR			

LABS				DIAGNOSTIC IMAGING STUDIES			
TIME		TIME		TIME	X-RAYS	RESULTS	
137	38 13	205	10 220	0335	pCXR	tube above carina (D) fluffy infiltrates	
	EiOH		Blood type	0344	C-spine	Chest tube appropriate	
	AST / ALT		Coags		Pelvis		
	T. / D. Bili		UA		LUE		
	Alk Phos		Urine Tox		RUE		
	Lipase		HCG		LLE		
	CK				RLE		
	Troponin			0370	FAST ultrasound	(Operator (b)(6) (b)(6) (b)(6))	
	ABG						

NOTES: 0405 Two units of FFP started



FOUC Official Use Only ACLU DDII CID ROIS 41258

Law Enforcement Sensitive

EXHIBIT 29 000192

Allergies: Meds: Tetanus: PMHx: SurgHx:	PRIMARY SURVEY				
	AIRWAY	BREATHING	CIRCULATION		
	Natural: <input checked="" type="checkbox"/> Yes () No ETT size: _____ <input checked="" type="checkbox"/> 7.5 @ 15 L/min <input type="checkbox"/> Secretions <input type="checkbox"/> Suctioning <input type="checkbox"/> O2 <input type="checkbox"/> Mask () Cannula @ _____ L/min <input type="checkbox"/> BVM <input type="checkbox"/> Ventilator C-Spine: <input type="checkbox"/> C-collar in place	<input type="checkbox"/> Unlabored (<input checked="" type="checkbox"/> Labored) <input type="checkbox"/> Absent Trachea: <input checked="" type="checkbox"/> Midline <input type="checkbox"/> Deviated L R Breath Sounds: <input checked="" type="checkbox"/> Clear Equal Bilateral <input checked="" type="checkbox"/> Decreased L R <input type="checkbox"/> Absent L R	Skin: 0052-07-CID409-24541 Color—() Nml (<input checked="" type="checkbox"/> Pale) Other: Temp—() Nml () Hot () Warm (<input checked="" type="checkbox"/> Cool) Cold Moisture—() Nml () Dry () Diaphoretic Capillary Refill: < 2 sec (nml) <u>>2 sec (delayed)</u> GLASCOW COMA SCALE (GCS Total) <u>3</u> <table border="1"> <tr> <td> Eye Opening: 4 Spontaneous 3 Sound 2 Pain 1 None <u>3</u> </td> <td> Verbal Response: 5 Oriented 4 Confused 3 Inapt Words 2 Incomp Sounds 1 None <u>4</u> </td> <td> Motor Response: 6 Obeys Commands 5 Localize 4 Withdraw 3 Flexion 2 Extension 1 None <u>2</u> </td> </tr> </table>	Eye Opening: 4 Spontaneous 3 Sound 2 Pain 1 None <u>3</u>	Verbal Response: 5 Oriented 4 Confused 3 Inapt Words 2 Incomp Sounds 1 None <u>4</u>
Eye Opening: 4 Spontaneous 3 Sound 2 Pain 1 None <u>3</u>	Verbal Response: 5 Oriented 4 Confused 3 Inapt Words 2 Incomp Sounds 1 None <u>4</u>	Motor Response: 6 Obeys Commands 5 Localize 4 Withdraw 3 Flexion 2 Extension 1 None <u>2</u>			

SECONDARY SURVEY																		
HEAD / NECK	CARDIOVASCULAR	PELVIS / GU / BACK	<p>D = deformity L = laceration A = abrasion S = swelling E = ecchymosis (bruise) T = tenderness B = burn P = penetrating</p>															
Head / Scalp: <input type="checkbox"/> No injury <input checked="" type="checkbox"/> Other: _____ Eyes: <input checked="" type="checkbox"/> PERRL () EOMI <input type="checkbox"/> Other: <u>drooping</u> Ears: <input type="checkbox"/> Nml () Other: _____ <input type="checkbox"/> Hemotympanum Nose: () Nml () Other: _____ <input type="checkbox"/> Septal hematoma Mouth / Throat: () Nml <input type="checkbox"/> Dental injury () _____ <input type="checkbox"/> Other: _____ Face: () Midface stable <input type="checkbox"/> Other: <u>bleeding from nose</u> Neck / C-Spine: () Nml <input type="checkbox"/> Tenderness <input checked="" type="checkbox"/> Step-off <u>7/1/9</u> <input type="checkbox"/> Other: _____	Heart sounds: <input type="checkbox"/> Nml <input type="checkbox"/> Muffled <u>tachy</u> Monitor: <input type="checkbox"/> NSR (<input checked="" type="checkbox"/> Sinus tach) <input type="checkbox"/> Asystole <input type="checkbox"/> V-Tach / Fib <input type="checkbox"/> Other: _____ <input type="checkbox"/> CPR <input type="checkbox"/> 12-Lead EKG Pulses (2+, 1+, None): Carotid (<input checked="" type="checkbox"/>) L (<input checked="" type="checkbox"/>) R Radial (<input checked="" type="checkbox"/>) L (<input checked="" type="checkbox"/>) R Femoral (<input checked="" type="checkbox"/>) L (<input checked="" type="checkbox"/>) R D. pedis (<input checked="" type="checkbox"/>) L (<input checked="" type="checkbox"/>) R Bleeding Controlled: (<input checked="" type="checkbox"/>) Y () N	Pelvis stable: (<input checked="" type="checkbox"/>) N Urethral meatus: <input checked="" type="checkbox"/> Nml <input type="checkbox"/> Blood present Logroll time: <u>0331</u> Back: <input checked="" type="checkbox"/> Nml <input type="checkbox"/> Tender <input type="checkbox"/> Step-off <input type="checkbox"/> Ecchymosis Rectal: <input checked="" type="checkbox"/> Nml <input type="checkbox"/> No tone <input type="checkbox"/> Gross blood <input type="checkbox"/> Abnormal prostate																
CHEST	ABDOMEN	EXTREMITIES	OTHER															
<input type="checkbox"/> Nontender <u>n/a</u> <input type="checkbox"/> No signs of injury <input type="checkbox"/> Crepitus <input type="checkbox"/> Ecchymosis <input type="checkbox"/> Other: _____	<input type="checkbox"/> Flat () Nontender <input type="checkbox"/> Obese () Distended <input type="checkbox"/> Rigid () Tender <input type="checkbox"/> Guarding () Rebound <input type="checkbox"/> Ecchymosis <input checked="" type="checkbox"/> Other: <u>incision</u>	<table border="1"> <tr> <td></td> <td style="text-align: center;">Motor</td> <td style="text-align: center;">Sensory</td> </tr> <tr> <td>RUE—</td> <td style="text-align: center;">+ / -</td> <td style="text-align: center;">+ / -</td> </tr> <tr> <td>LUE—</td> <td style="text-align: center;">+ / -</td> <td style="text-align: center;">+ / -</td> </tr> <tr> <td>RLE—</td> <td style="text-align: center;">+ / -</td> <td style="text-align: center;">+ / -</td> </tr> <tr> <td>LLE—</td> <td style="text-align: center;">+ / -</td> <td style="text-align: center;">+ / -</td> </tr> </table>		Motor	Sensory	RUE—	+ / -	+ / -	LUE—	+ / -	+ / -	RLE—	+ / -	+ / -	LLE—	+ / -	+ / -	<u>moving all ext before intubation</u>
	Motor	Sensory																
RUE—	+ / -	+ / -																
LUE—	+ / -	+ / -																
RLE—	+ / -	+ / -																
LLE—	+ / -	+ / -																

Position in Vehicle: Incident Circumstances: <u>Shot by US forces after setting up IED</u> IBA Size: _____ Kevlar Size: _____	NAME: _____ SSN: _____ UNIT (CURRENT & HOME STATION): _____ MILITARY STATUS: <u>#2</u> RANK: _____
--	---



Welcome (b)(6)

506 EMEDs - Kirkuk

Patient Reg./Update

Patient Search

Patient Info.

Reports

Patients By Service

Guidelines/Info

Patient Treatment History

SSN: [?] NAME: [?] REGISTER #: [?] ARR. DATE: 06/23/2007 [?]

PATIENT NAME: UNKNOWN

PATIENT SSN: 770000027

INIT DIAGNOSIS: OPEN WOUND OF ABDOMINAL WALL, LATERAL

Reverse Record Order

[View Theater Treatment Data](#)

[View SF 502 Narrative Summary \(PDF\)](#)

AUTHOR	DATE	NOTES	FACILITY
(b)(6)	6/23/2007 5:52:02 AM	Young Iraqi male brought into 506 EMEDS from site of injury. Report from medics that pt was witnessed setting up an IED and sustained multiple GSWs. On arrival to ED GCS was 14, HR 150s BP 100s, pulse ox not obtainable. FAST IO placed and intubated with poor L sided breath sounds, Chest tube placed on L with rush of air. Abd exam notable for evisceration. Systems: Neuro: GCS 14, GSW R temporal bone. no gray matter noted. moving all extremities on arrival. through interpreter stated he was thirsty. Intubated for resuscitation and pre-op. HEENT: GSW R temporal bone. Teardrop pupil R eye, w/ scarring, appears old. Pupils o/w ERRL. Blood from R ear canal. Blood from B nares, no septal hematoma noted. Puncture wound over L maxilla w/ bleeding. C/Spine: ? stepoff near C7/T1 Chest: Diminished breath sounds on L initially, improved p Chest tube placement w/ rush of air. then equal B breath sounds. CV: tachycardia, hypotension. + carotid pulses, minimal to absent pulses initially to BU/LE including femoral pulses. BP on monitor initially 150s but doubt accuracy based on exam. Resuscitated in ER with 3 units pRBCs and 2 L NS. Back: no stepoffs or wounds noted. Rectal no notable findings Abd: evisceration, midline. + FAST (fluid in morissons pouch). unasyn ordered - given in OR. Pelvis: appears stable GU: no blood at urethral meatus. + bloody urine when foley placed ext: wounds to bilateral upper extremities with suspected fracture of R humerus Plan: Resucitation in ED as above. To OR for damage control. prognosis poor. - PENDING EVAC	506 EMEDs - Kirkuk
(b)(6)	6/23/2007 6:46:29 AM	PROCEDURE HX - OP NOTE ***** (b)(6) EXPLORATORY LAPAROTOMY; LEFT NEPHRECTOMY; HEMOSTASIS OF RIGHT RETROPERITONEAL OOZING; PACKING OF LEFT RENAL FOSSA; RESECTION OF 5 CM MID SMALL BOWEL; RESECTION OF MID TRANSVERSE TO PROXIMAL SIGMOID COLON--ENDS LIGATED; ABDOMINAL WASHOUT; OPEN VACUUM PACK OF ABD; WASHOUT/DEBRIDEMENT OF RIGHT OPEN HUMERUS FRACTURE/WOUND; LUE WOUND WASHOUT; DRESSING OF FACIAL AND MASTOID PROCESS WOUNDS. ABX AND TETANUS GIVEN. 8 U PRBC/6 U FFP ***** FINDINGS: GCS 14 on arrival with GSW to temporal bone (venous oozing, NO CSF) -- penetrating abdominal wound with omental evisceration -- mid-small bowel hole -- non-viable splenic flexure -- gsw through left kidney -- L psoas disruption - R humerus open mid-shaft fracture, LUE soft tissue penetrating wound - fragment wound to R face with superficial lacerations and laceration of R pinna - penetrating wound to right Mastoid process -1-1.5 cm deep without CSF leak or arterial bleeding - right pneumothorax	506 EMEDs - Kirkuk

STATUS	LOCATION	DATE	FACILITY	AUTHOR
INPATIENT	ICU-506 EMEDS	6/23/2007	506 EMEDs - Kirkuk	(b)(6)

FOUO - For Official Use Only

ACLU DDII CID ROIS 41260

Law Enforcement Sensitive View/Add Attached Files - 0 Current


EXHIBIT 009194 11/16/07 6/25/2007

Patient Transport History

0052-07-CID409-24541

FOUO - For Official Use Only
Law Enforcement Sensitive

ACLU DDII CID ROIS 41261



Welcome (b)(6)

506 EMEDs - Kirkuk

Patient Reg./Update

Patient Search

Patient Info.

Reports

Patients By Service

Guidelines/Info

Patient Treatment History

SSN	NAME	REGISTER #	ARR. DATE
300002219	?	?	9/?

PATIENT NAME:

UNKOWN,UNKOWN

PATIENT SSN:

300002219

INIT

SUPERFICIAL FOREIGN BODY (SPLINTER) OF SHOULDER AND UPPER ARM, WITHOUT
DIAGNOSIS: MAJOR OPEN WOUND AND WITHOUT MENTION OF INFECTION

Reverse Record Order

View SF 502 Narrative Summary (PDF)

AUTHOR	DATE	NOTES	FACILITY
(b)(6)	6/23/2007 2:34:21 PM	<p>ICU NOTE: Pt. is a young Arabic male detainee who a/e here following multiple GSW (L face, exiting R temporal lobe behind R ear, R humerus fx, L arm GSW, GSW Abd) early this AM. He was originally eval and tx at Level II at Kirkuk where he underwent ex-lap with L nephrectomy, partial small bowel and colonic resection with oversewing of both prox and distal anastomoses sites and packing (damage control) with hemostasis. R humerus splinted. A/e here intubated with L chest tube. Arrived here HD stable with P 110 R14 T 97 BP 143/82. In EMT, pt. appeared sedated, GCS 2T. R pupil defect consistent with ruptured globe. L pupil non-dilated, minimally reactive. Bilateral clonus. Small entry wound L cheek, exit wound behind R ear. Soft tissue through/through wound L arm, splint to R humerus, open, packed abdomen. 1+ bilateral radial pulses. Initial labs with WBC 5.9 Hct 28.8 plt 102 INR 1.3 Cr 1.8. NI anion gap. 7.314/32/216/-10/hco3 17/100% on SIMV 100% FIO2. CT Head/face, neck, abd/pelvis performed with contrast. There was poor contrast timing (not arterial or venous phase). CT (wet read - final read pending) showed L maxillary and non-displaced orbit fx, R temporal bone fx, large R hemispheric stroke without hemorrhage but moderate edema. No significant midline shift or acute bleed. No C-spine fx. Neck vessels not well visualized but suspect R internal carotid injury. CT Abd/pelvis with multiple frags, packing, L nephrectomy. Unsure of mental status, level of responsiveness, patient taken to ICU off of sedation/analgesia. Over past 2 hours, patient has woken up and developed progressive hypotension and tachycardia. CURRENTLY, BY SYSTEMS: (Neuro) GCS 9T (5M4E). L hemiparesis. CT per above. Bilateral nystagmus, L>R clonus. No significant response of tachycardia to fentanyl/analgesia. Serial neuro exams, repeat CT in AM, poor prognosis. (CV)-Tachy, no mrg. Hypotension source unclear - concern early sepsis, pain, inadequate resuscitation, stroke expansion. Neosynephrine gtt (currently 100mcg) as needed. Cont. volume resuscitation for lactate 3, BE -10. (Pulm)- bibasilar crackles and rhonchi. PCXR w/L CT to apex. No acute findings. ETT just above carina and pulled back to 23 cm (from 25). Increased O2 requirement past 2 hours. SIMV 15, TV 700, PEEP 5, PS 5, FIO2 70%. (H/Coag) 1030 hrs - Hct 41.8 Plt 98 INR 1.5. Does not appear to be bleeding. 2U FFP given. Follow. (GI) Given hypotension, tachycardia, will go to OR to washout, ensure no leakage, bleeding. NGT to LIS. (ID)-Tc 98.8 Afeb. WBC 5.2 Zosyn D#1. Follow. (R/F/Electrolytes) - UOP dropped with decrease BP - responded to IVF boluses, albumin and FFP, now 75cc/hr. Want good UOP given single kidney. Renal panel stable Hco3 17 Cr 1.5. Phos 0.9 to be replaced. K 4.6. (T/L/Prophy) L Fem TLC, R Fem art line, L CT to suction, NGT, ETT, JP x 2. (Dispo) To OR today for abd washout R arm splint, L arm washout. To Cropper when stable. (b)(6)</p> <p>FOUO (b)(6)</p> <p>PROCEDURE HX - Pre-op Dx: Abdominal Wound Evisceration Post-op Dx: 1. Previous left nephrectomy 2. SB resection 3. Left subtotal colectomy Procedure: 1. Exp. Laparotomy 2. ileo-ileo, side-to-side anastomosis 3. transverse colon to sigmoid end to side anastomosis 4. Placement of</p>	399th CSH Tikrit

ACLU DDILCID ROIS 41262

Law Enforcement Sensitive

6/23/2007

399th

000196

6/25/2007

EXHIBIT 9

13A/6

(b)(6)	5:41:43 PM	24f malinkot a-tube 5. Abdominal washout Anesthesia: GETA Findings: See Post-op EBL: 200 cc Surgeon: (b)(6) Complication: Tachycardia throughout the procedure Disposition: ICU, Intubated, Sedated Condition: Guarded Drains: G-tube, Foley, Chest Tube, NG tube, ET tube, A-line, Central Line	CSH Tikrit															
(b)(6)	6/23/2007 8:07:32 PM	Ortho Pre op dx: open R humerus fx with severe malpositioning in travel splint; open wound L elbow Post op dx: same Procedure: repeat DI Bilat upper ext wounds and splinting R arm Surgeon: (b)(6) No Asst, No drains, no complications, no specimens Anes: gen Findings: clean wounds with no necrosis or contamination Bilat (b)(6) PENDING EVAC	399th CSH Tikrit															
(b)(6)	6/23/2007 9:58:31 PM	ICU INTERIM NOTE: Post op course marked by progressive tachycardia, hypotension with increased pressor requirement. Labs reflect worsened acidosis, HCO3 17 AG 15 BE -15, renal failure. Resuscitation appear adequate for cell products, aggressively volume expanding with crystalloid.	399th CSH Tikrit															
(b)(6)	6/23/2007 10:04:05 PM	ICU INTERIM NOTE: Post op course marked by progressive tachycardia, hypotension with increased pressor requirement. Labs reflect worsened acidosis, HCO3 17 AG 15 BE -15, renal failure. Resuscitation appears adequate for cell products H/H 11.9/35.3 plts 94, aggressively volume expanding with crystalloid. Other ddx concerns include adrenal insufficiency (s/p nephrectomy), cardiac (neg TEE at bedside), sepsis. Will tx presumptively for adrenal insuf with hydrocortisone, cover for abdominal organisms with meropenem/single dose amikacin. Short term prognosis grim. (b)(6)	399th CSH Tikrit															
(b)(6)	6/24/2007 8:23:11 AM	S: POD#1. Pt still intubated and GCS 3 at this time. Sedation off. Still requiring a large amount of pressor, tachycardic, and hypotensive. Pulse rate has decreased from last PM. No fever. WBC normal from last labs. No explanation in abdomen for hypotension. O: Vital signs noted on nursing chart. Lungs - intubated, Left chest tube with small air leak. Heart - Tachy. Abdomen - soft, ND, No signs of compartment syndrome. Ext - edema to bil upper and lower ext. Pulses intact. A: S/P GSW of Blast injury, S/P SB and Colon resection with reanastomosis, S/P right chest tube, S/P GSW to head, Hypotension, Tachycardia, Pressor dependent. P: Most likely patient is in neurogenic shock secondary to head injury and internal carotid transection. Cont to stabilize. May repeat CT scan of head to see if he is developing ischemia to the right hemisphere or possible herniation. Abdomen is stable. G-Tube to drainage for now.	399th CSH Tikrit															
(b)(6)	6/24/2007 9:06:49 AM	ICU NOTE: ICU D#2/POD#1. 24 HOUR EVENTS - Pt. s/p repeat ex-lap with small and large bowel reanastomoses. No soilage/bleeding. Yesterday, progressive tachycardia, hypotension requiring high-dose, multiple vasopressor support overnight despite volume resusc, broad spectrum abx. Added hydrocortisone for stress support / post L adrenal gland. (Neuro) - GCS 3T Fentanyl/versed - need to wake up and assess. S/p R carotid transection and large R stroke - concern for elevated ICP/possible herniation/midline shift. Will cont. supportive care, assess for brain function. Suspect neurogenic shock. Repeat CT today. (CV) - P 120 (120-170) BP 100/65 (80-110/39-57) Neo 200mcg, Levophed off. TEE yesterday (no TTE windows) without pericardial effusion. (Pulm) - bilateral crackles base. PCXR - no acute changes. L CT at apex. 7.25/30/210/-14/100% on SIMV 15/700/5/10/100%. Wean O2 - improved oxygenation. Follow. (GI)-s/p exlap LFTs stable. Amy 667. Pull NGT. Feeds to start tomorrow if +BS. (H/coag) - Hct 32.4 Plt 104 INR 2.0. No evid bleeding. FFP for line placement. (ID)-Tc 100.3 Tm 101.3 (2100 hrs) - changed to meropenem overnight. Given 1 dose amikacin by cross cover. zosyn d/cd. Cont. broad abx. (Endo)-covered for possible adrenal insuff. Cont. HC 100mg q8 hrs. Add sliding scale insulin coverage. Glu 141 (R/F/Electrolytes) - UOP 35-125 Na 149 K 4.5 CL 120 HCO3 15 BUN 28 Cr increased to 2.4. Concern for developing central DI. add free water. BE still poor and continue volume for met acidosis due to possible sepsis, renal failure and severe injuries. (T/L/Proph) - G-tube, ETT, foley, R fem aline D#2, L fem TLC D#2. Change TLC today. Cont. protonix. Add lovenox in 24-48 hrs given stroke (b)(6)	399th CSH Tikrit															
(b)(6)	6/25/2007 8:07:19 AM	ICU NOTE: 24 HOUR EVENTS - yesterday, patient taken off of all sedation and analgesic medications. Despite this, he has remained entirely unresponsive to all stimuli. Repeat CT head performed showing increased edema of the R hemisphere consistent with evolving CVA. There is 1 cm midline shift with effacement of the sulci on the right. He was treated with mannitol load and serial doses without change in his mental status. Additionally, he is leaking CSF from his R ear. This AM, he is unresponsive, GCS 2T. Pupils are fixed and dilated. He is not overbreathing the vent. His metabolic acidosis, hypotension and tachycardia have improved and he has been off of vasopressors for 24 hours. The patients status was presented and discussed on multidisciplinary rounds and all physicians were in agreement that further care was futile. Plan is to change plan of care to comfort measures. (b)(6)	399th CSH Tikrit															
(b)(6)	6/25/2007 1:11:12 PM	Death note: withdrawal of care and comfort of care was started this am. Pt was asystole and had no spontaneous breaths at 12:48 PM on 25Jun07. Pt was pronounced dead at that time. (b)(6)	399th CSH Tikrit															
<table border="1"> <thead> <tr> <th>STATUS</th> <th>LOCATION</th> <th>DATE</th> <th>FACILITY</th> <th>AUTHOR</th> </tr> </thead> <tbody> <tr> <td>INPATIENT</td> <td>ICU</td> <td>6/23/2007</td> <td>399th CSH Tikrit</td> <td>(b)(6)</td> </tr> <tr> <td>DOW</td> <td></td> <td>6/25/2007</td> <td></td> <td>(b)(6)</td> </tr> </tbody> </table>				STATUS	LOCATION	DATE	FACILITY	AUTHOR	INPATIENT	ICU	6/23/2007	399th CSH Tikrit	(b)(6)	DOW		6/25/2007		(b)(6)
STATUS	LOCATION	DATE	FACILITY	AUTHOR														
INPATIENT	ICU	6/23/2007	399th CSH Tikrit	(b)(6)														
DOW		6/25/2007		(b)(6)														

View or Add Attached Files - 0 Current

FOUO - For Official Use Only

Law Enforcement Sensitive

Patient Transport History **ACLU DDII CID ROIS 41263**

MEDICAL RECORD		NARRATIVE SUMMARY (CLINICAL RESUME)	
DATE OF ADMISSION 6/23/2007	DATE OF DISCHARGE	NUMBER OF DAYS HOSPITALIZED	

(Sign and date at end of narrative)

6/23/2007 01:52:02 UTC
506 EMEDs - Kirkuk
(b)(6)

Young Iraqi male brought into 506 EMEDS from site of injury. Report from medics that pt was witnessed setting up an IED and sustained multiple GSWs. On arrival to ED GCS was 14, HR 150s BP 100s, pulse ox not obtainable. FAST IO placed and intubated with poor L sided breath sounds, Chest tube placed on L with rush of air. Abd exam notable for evisceration.

Systems: Neuro: GCS 14, GSW R temporal bone. no gray matter noted. moving all extremities on arrival through interpreter stated he was thirsty. Intubated for resuscitation and pre-op.
HEENT: GSW R temporal bone. Teardrop pupil R eye, w/ scarring, appears old. Pupils o/w ERRL. Blood from R ear canal. Blood from B nares, no septal hematoma noted. Puncture wound over L maxilla w/ bleeding.
C/Spine: ? stepoff near C7/T1
Chest: Diminished breath sounds on L initially, improved p Chest tube placement w/ rush of air. then equal B breath sounds.
CV: tachycardia, hypotension. + carotid pulses, minimal to absent pulses initially to BU/LE including femoral pulses. BP on monitor initially 150s but doubt accuracy based on exam. Resuscitated in ER with 3 units pRBCs and 2 L NS.
Back: no stepoffs or wounds noted. Rectal no notable findings
Abd: evisceration, midline. + FAST (fluid in morissons pouch). unasyn ordered - given in OR.
Pelvis: appears stable
GU: no blood at urethral meatus. + bloody urine when foley placed
ext: wounds to bilateral upper extremities with suspected fracture of R humerus

Plan: Resucitation in ED as above. To OR for damage control. prognosis poor. - PENDING EVAC

6/23/2007 02:46:29 UTC
506 EMEDs - Kirkuk
(b)(6)

PROCEDURE HX - OP NOTE ***** (b)(6) EXPLORATORY LAPAROTOMY; LEFT NEPHRECTOMY; HEMOSTASIS OF RIGHT RETROPERITONEAL OOZING; PACKING OF LEFT RENAL FOSSA; RESECTION OF 5 CM MID SMALL BOWEL; RESECTION OF MID TRANSVERSE TO PROXIMAL SIGMOID COLON--ENDS LIGATED; ABDOMINAL WASHOUT; OPEN VACUUM PACK OF ABD; WASHOUT/ DEBRIDEMENT OF RIGHT OPEN HUMERUS FRACTURE/WOUND; LUE WOUND WASHOUT; DRESSING OF FACIAL AND MASTOID PROCESS WOUNDS. ABX AND TETANUS GIVEN. 8 U PRBC/6 U FFP
*****FINDINGS: GCS 14 on arrival with GSW to temporal bone (venous oozing, NO CSF) -- penetrating abdominal wound with omental evisceration -- mid-small bowel hole -- non-viable splenic flexure -- gsw through left kidney -- L psoas disruption -- R humerus open mid-shaft fracture, LUE soft tissue penetrating wound -- fragment wound to R face with superficial lacerations and laceration of R pinna -- penetrating wound to right Mastoid process -1-1.5 cm deep without CSF leak or arterial bleeding -- right pneumothorax

(Use additional sheets of this form (Standard Form 502) if more space is needed)

PAGE 1 OF 1

SIGNATURE OF PHYSICIAN	DATE	IDENTIFICATION NO.	ORGANIZATION
PATIENTS IDENTIFICATION <small>(For typed or written entries give: Name - last, first, middle; grade, rank, rate; hospital or medical facility)</small>		REGISTER NO.	WARD NO.

UNKNOWN EPW
506 EMEDs - Kirkuk

NARRATIVE SUMMARY (CLINICAL RESUME)
Medical Record

10/2/16

MEDICAL RECORD		NARRATIVE SUMMARY (CLINICAL RESUME)	
DATE OF ADMISSION 6/23/2007	DATE OF DISCHARGE	NUMBER OF DAYS HOSPITALIZED	

(Sign and date at end of narrative)

6/23/2007 01:52:02 UTC
506 EMEDs - Kirkuk
(b)(6)

Young Iraqi male brought into 506 EMEDS from site of injury. Report from medics that pt was witnessed setting up an IED and sustained multiple GSWs. On arrival to ED GCS was 14, HR 150s BP 100s, pulse ox not obtainable. FAST IO placed and intubated with poor L sided breath sounds, Chest tube placed on L with rush of air. Abd exam notable for evisceration.

Systems: Neuro: GCS 14, GSW R temporal bone. no gray matter noted. moving all extremities on arrival. through interpreter stated he was thirsty. Intubated for resuscitation and pre-op.
HEENT: GSW R temporal bone. Teardrop pupil R eye, w/ scarring, appears old. Pupils o/w ERRL. Blood from R ear canal. Blood from B nares, no septal hematoma noted. Puncture wound over L maxilla w/ bleeding.
C/Spine: ? stepoff near C7/T1
Chest: Diminished breath sounds on L initially, improved p Chest tube placement w/ rush of air. then equal B breath sounds.
CV: tachycardia, hypotension. + carotid pulses, minimal to absent pulses initially to BU/LE including femoral pulses. BP on monitor initially 150s but doubt accuracy based on exam. Resuscitated in ER with 3 units pRBCs and 2 L NS.
Back: no stepoffs or wounds noted. Rectal no notable findings
Abd: evisceration, midline. + FAST (fluid in morissons pouch). unasyn ordered - given in OR.
Pelvis: appears stable
GU: no blood at urethral meatus. + bloody urine when foley placed
ext: wounds to bilateral upper extremities with suspected fracture of R humerus

Plan: Resuscitation in ED as above. To OR for damage control. prognosis poor. - PENDING EVAC

6/23/2007 02:46:29 UTC
506 EMEDs - Kirkuk
(b)(6)

PROCEDURE HX - OP NOTE ***** (b)(6) EXPLORATORY LAPAROTOMY; LEFT NEPHRECTOMY; HEMOSTASIS OF RIGHT RETROPERITONEAL OOZING; PACKING OF LEFT RENAL FOSSA; RESECTION OF 5 CM MID SMALL BOWEL; RESECTION OF MID TRANSVERSE TO PROXIMAL SIGMOID COLON--ENDS LIGATED; ABDOMINAL WASHOUT; OPEN VACUUM PACK OF ABD; WASHOUT/ DEBRIDEMENT OF RIGHT OPEN HUMERUS FRACTURE/WOUND; LUE WOUND WASHOUT; DRESSING OF FACIAL AND MASTOID PROCESS WOUNDS. ABX AND TETANUS GIVEN. 8 U PRBC/6 U FFP
*****FINDINGS: GCS 14 on arrival with GSW to temporal bone (venous oozing, NO CSF) -- penetrating abdominal wound with omental evisceration -- mid-small bowel hole -- non-viable splenic flexure -- gsw through left kidney -- L psoas disruption -- R humerus open mid-shaft fracture, LUE soft tissue penetrating wound -- fragment wound to R face with superficial lacerations and laceration of R pinna -- penetrating wound to right Mastoid process -1-1.5 cm deep without CSF leak or arterial bleeding -- right pneumothorax

(Use additional sheets of this form (Standard Form 502) if more space is needed)

PAGE 1 OF 1

SIGNATURE OF PHYSICIAN	DATE	IDENTIFICATION NO.	ORGANIZATION
PATIENTS IDENTIFICATION <small>(For typed or written entries give: Name - last, first, middle; grade, rank, rate; hospital or medical facility)</small>		REGISTER NO.	WARD NO.

UNKNOWN EPW
506 EMEDs - Kirkuk

NARRATIVE SUMMARY (CLINICAL RESUME)

Medical Record

BP: S: 40
P: (A/P) (1) Blunt trauma to the lower
R: back w/ FAST exam (+) for
T: posterior (2) perinephric fluid
SPO2: stripe, w/ hematuria; probable
renal fracture, stable!

Allergies: (2) superficial scalp, lip, & leg
wounds
(3) cough x 1 mo w/ WBC = 22.9
& RLL & ? RLL infiltrate
→ Td @ 0437 IM 1.0 ml Left Delt. (b)(6)
→ PPD @ 0440 .5 ml Left AC (b)(6) 4/NoS1

Medications: → Rocephin 1g IV
→ After 1st L of NS; then NS
x 1 L, then saline lock. (b)(6) 4/NoS1
→ foley to gravity, strict I's & O's
→ wound cleansing (face)
→ mask for droplet precautions

Flying Status:
Y or N

HT:

WT:

HOSPITAL OR MEDICAL FACILITY STATUS
SPONSOR'S NAME SSN/ID NO.

PATIENT'S IDENTIFICATION: (For typed or written entries, give Name - last, Date of Birth; Rank/Grade.)

DOB: 1945

Unit:

NAME: Mohamed, Khalil RANK:

FULL SSN:

(b)(6)

506 AEG/EMEDS
Kirkuk Regional Air Base, Iraq

CHRONOLOGICAL RECORD OF MEDICAL CARE
Medical Record
STANDARD FORM 600 (REV. 6-97)
Prescribed by GSA/ICMR
FIRMR (41 CFR) 201-9.202-1

PLEASE CIRCLE: AF/ARMY/IAF/IRAQI CIVILIAN/CONTRACTOR CIVILIAN

FOUO - For Official Use Only ACLU DDII CID ROIS 41266

Law Enforcement Sensitive

EXHIBIT 30 000200

Date: **23 Jun** Time: **0532** Physician: **TKAUR A# 1** **IRAG: EPW** ID: **(b)(6)** **052-07-CID 409-24541**

TEST	RESUL	REF. RANGE
Na	i-STAT EC8+	EC8
K	Pt: 1	
Cl	Pt Name: Venous	
BUN		
Creat	Glu _____ 125 mg/dL	
Hct	BUN _____ 21 mg/dL	
Hgb	Na _____ 142 mmol/L	
GLU	K _____ 3.9 mmol/L	
pH	Cl _____ 110 mmol/L	
PCO ₂	TCO ₂ _____ 21 mmol/L	
PO ₂	ANGap _____ 16 mmol/L	
TCO ₂	Hct _____ 36 %PCV	
HCO ₃	Hb* _____ 12.2 g/dL	
BEecf	*via Hct	
sO ₂	PH _____ 7.292	
iCa	PCO ₂ _____ 41.5 mmHg	
	HCO ₃ _____ 20.0 mmol/L	
	BEecf _____ -6 mmol/L	
	Sample Type: Venous	

TEST	RESULT	REF. RANGE
ALB		3.3-5.5 g/dl
ALP		26-84 U/L
ALT		10-47 U/L
amylase		14-97 U/L
AST		11-38 U/L
tbili		0.2-1.6 mg/dl
GGT		5-56 U/L
TP		6.4-8.1 g/dl
Ca		8-10.3 mg/dl
chol		<200 mg/dl
creat		0.6-1.2 mg/dl
LU		73-118 mg/dl
UN		7-22 mg/dl
PK		39-380 U/L

TEST	RESULT	REF. RANGE
WBC	15.9 H x10 ³ /uL	4.5 10.5
RBC	4.24 x10 ⁶ /uL	4.00 6.00
Hgb	12.5 g/dL	11.0 18.0
Hct	37.4 %	35.0 60.0
MCV	88.3 fL	80.0 99.9
MCH	29.4 pg	27.0 31.0
MCHC	33.3 g/dL	33.0 37.0
Plt	232 x10 ³ /uL	150 450
LYZ	4.7 %L %	20.5 51.1
LYH	0.7 * x10 ³ /uL	1.2 3.4
Segs		
Lymf		
Mon		
Bands		
Imm		
Coagulation	PT	10.3-14.4
	INR	0.7-1.2
	APTT	25.0-38.0
D-DIMER		

ST	RESULT	REF. RANGE
ic	Negative	
li	Negative	
Ketone	Negative	
SG	N/A	
Blood	Negative	
pH	N/A	
Protein	Negative	
Urob	0.2-1.0	
Nitrite	Negative	
Leu	Negative	

TEST	RESULT	REF. RANGE
Rapid Strep		Negative
hCG		Negative
Mono		Negative
Chlamydia		Negative
Med. Alcohol		Negative
Troponin		Negative
Flu A/B		Negative

ABO/Rh	Unit	Type	Crossmatch

Source	Gram Stain	Culture Results:

Color:	Clarity:
Microscopic:	
Wet Prep:	
Occult Blood:	

TEST	RESULT	REF. RANGE
PCP -Phencyclidine		Negative for all
BZO-Benzodiazepines		
COC-Cocaine		
AMP-Amphetamines		
THC-Tetrahydrocannabinol		
OPI-Opiates		
BAR-Barbiturates		

ICCOLO: (circle tests needed) **CHEM 13 METLYTE 8 LIVER PLUS BASIC METABOLIC LIPID**
 OPR: (b)(6) **FOUO - For Official Use ONLY** **ACLU DDII CID ROIS 41267**

Law Enforcement Sensitive

EXHIBIT 000201

Td

? ABx

PPD

0052-07-CID409-24541

FOUO - For Official Use Only

ACLU DDII CID ROIS 41268

Law Enforcement Sensitive

EXHIBIT 002030

3076

Arrival Time: 0300

Physician: (b)(6)

4 men kicked him; RL pain, low back pain; last meal - Noon on 22 Jun 07

Allergies:

Wettaren

Meds:

none

Tetanus:

() UTD () not UTD

PMHx:

none

SurgHx:

none

PRIMARY SURVEY

AIRWAY Natural: <input checked="" type="checkbox"/> Yes () No ETT size: _____ () cm @ _____ () Secretions () Suctioning () O2 () Mask () Cannula @ _____ L/min () BVM () Ventilator C-Spine: () C-collar in place	BREATHING <input checked="" type="checkbox"/> Unlabored <input checked="" type="checkbox"/> Labored () Absent Trachea: <input checked="" type="checkbox"/> Midline () Deviated L R Breath Sounds: <input checked="" type="checkbox"/> Clear Equal Bilateral <input checked="" type="checkbox"/> Decreased L R () Absent L R	0052 CIRCULATION 409-2454 Skin: 0052-07-CID 409-2454 Color: <input checked="" type="checkbox"/> Nml () Pale () Other: Temp: <input checked="" type="checkbox"/> Nml () Hot () Warm () Cool () Cold Moisture: <input checked="" type="checkbox"/> Nml () Dry () Diaphoretic Capillary Refill: <input checked="" type="checkbox"/> < 2 sec (nml) > 2 sec (delayed)		
		GLASCOW COMA SCALE (GCS Total / 5)		
		Eye Opening: <input checked="" type="checkbox"/> Spontaneous 3 Sound 2 Pain 1 None	Verbal Response: <input checked="" type="checkbox"/> 5 Oriented 4 Confused 3 Inapt Words 2 Incomp Sounds 1 None	Motor Response: <input checked="" type="checkbox"/> 6 Obeys Commands 5 Localize 4 Withdraw 3 Flexion 2 Extension 1 None

SECONDARY SURVEY

HEAD / NECK Head / Scalp: <input checked="" type="checkbox"/> No injury () Other: Eyes: <input checked="" type="checkbox"/> PERRL () EOMI () Other: Ears: <input checked="" type="checkbox"/> Nml () Other: () Hemotympanum Nose: <input checked="" type="checkbox"/> Nml () Other: () Sattal hematoma Mouth / Throat: () Nml () Dental injury <input checked="" type="checkbox"/> Other: <i>bruised lips upper & lower abrasions</i> Face: <input checked="" type="checkbox"/> Midface stable () Other: Neck / C-Spine: <input checked="" type="checkbox"/> Nml () Tenderness () Step-off () Other:	CARDIOVASCULAR Heart sounds: <input checked="" type="checkbox"/> Nml () Muffled Monitor: () NSR () Sinus tach () Asystole () V-Tach / Fib () Other: <input checked="" type="checkbox"/> CPR <input checked="" type="checkbox"/> 3-Lead EKG Pulses (2+, 1+, None): Carotid (2) L (2) R Radial (2) L (2) R Femoral (2) L (2) R D. pedis (2) L (2) R Bleeding Controlled: <input checked="" type="checkbox"/> Y N	PELVIS / GU / BACK Pelvis stable: <input checked="" type="checkbox"/> Y N Urethral meatus: <input checked="" type="checkbox"/> Nml () Blood present <input checked="" type="checkbox"/> Hematuria Logroll time: 0310 Back: () Nml <input checked="" type="checkbox"/> Tender <i>lumbar</i> () Step-off () Ecchymosis Rectal: <input checked="" type="checkbox"/> Nml () No tone () Gross blood () Abnormal prostate	<p>D = deformity L = laceration A = abrasion S = swelling E = ecchymosis (bruise) T = tenderness B = burn P = penetrating</p>		
CHEST () Nontender <input checked="" type="checkbox"/> No signs of injury () Crepitus <input checked="" type="checkbox"/> Ecchymosis <i>Bant lower bruises</i> () Other:	ABDOMEN <input checked="" type="checkbox"/> Flat () Nontender () Obese () Distended () Rigid <input checked="" type="checkbox"/> Tender () Guarding () Rebound () Ecchymosis () Other: <i>RHR</i>	EXTREMITIES	OTHER Cough x 1 mo 142-2 ppd tobacco		
		RUE— + - LUE— + - RLE— + - LLE— + -	Motor <input checked="" type="checkbox"/> + - <input checked="" type="checkbox"/> + - <input checked="" type="checkbox"/> + - <input checked="" type="checkbox"/> + -	Sensory <input checked="" type="checkbox"/> + - <input checked="" type="checkbox"/> + - <input checked="" type="checkbox"/> + - <input checked="" type="checkbox"/> + -	

Position in Vehicle:
Incident Circumstances:

IBA Size:

Kevlar Size:

NAME: Mohamed, Khalil
 SSN: _____ DOB: 1945
 UNIT (CURRENT & HOME STATION): _____
 MILITARY STATUS: _____ RANK: _____

X MEDICAL CARE - (SF 600)

FOUO - For Official Use Only

Law Enforcement Sensitive

ACLU DDII CID ROIS 41269

EXHIBIT 1000203

Patient: Mohamed, Khalil Date: 23 Jun 07 506 EMEDS overwrite / SF 600 / Page 2

VITAL SIGNS						MEDICATIONS			
TIME	BP	HR	RR	SpO2 (%)	Temp (F)	TIME	MED	DOSE	ROUTE
0310	135/89	127	16	100					
0305	135/95	130	16	100					
0320	135/95	125	16	100					
0325	140/95	112	16	100					
0330	139/87	106	20	100					
0335	123/91	111	16	100					
0420	130/86	126	21	100					
0540	110/70	69	16	100					
0630	117/69	68	18	100%					

IV INPUT						OUTPUT				
TIME	GAUGE	LOCATION	FLUID	AMT	MULTIPLES (TIME)	TIME	URINE	EMESIS / OG / NG	CHEST TUBE	EST BLOOD LOSS
0315	18	R Arm	NS	1000	Infiltration @ 0500					
0500										

PROCEDURES						
TIME	PROCEDURE	SITE	SIZE	OPERATOR	RESULTS	COMPLICATIONS
	ET Intubation				() CO2 detected () BS bilaterally () pCXR	
	Chest tube / Needle #1				() Air () Blood () Pleuravac _____ cm	
	Chest tube / Needle #2				() Air () Blood () Pleuravac _____ cm	
0420	DPL				() Gross positive () Cell count _____	
0340	Foley - bloody	Penus	16FR	(b)(6)	() Return _____ cc () Blood () Stool	
	NG / DG Tube				() Air () Contents () Verified Y / N	
	Central Line				() Air () Flush () Draw () pCXR	

LABS				DIAGNOSTIC IMAGING STUDIES		
TIME	TEST	RESULT	TIME	TEST	RESULT	
0305	EIOH	3.6 21	0305	pCXR	R diaphragm, infiltrate RAC	
	AST / ALT			C-spine	clear	
	T. / D. Bili			Pelvis	intact	
	Alk Phos			LUE		
	Lipase			RUE		
	CK			LLE		
	Troponin			RLE		
	ABG		0325	FAST ultrasound	(Operator: (b)(6))	
			0330		(+) posterior (+) renal fluid stripe	

NOTES

0310 Turn

0310 Rectal Exam

0310 Blood left nostril

0328 Abdominal Ultrasound = FAST exam (+) fluid stripe post to (+) kidney

0500 (+) N, (+) wretching, spit up small amt sputum mixed w/ blood

Alod: ND, soft

NG tube

ACLU-DDII CID ROIS 41270

Law Enforcement Sensitive

EXHIBIT 30

000204

5/1/07

TRAU, A #1

IRA I EPW

Date 23 Jun 07 Time 0305

Physician (b)(6)

0052-07-CID409-24541

Chemistry (i-STAT) green top or whole bld

Chemistry (Piccolo Analyzer)-green top

Hematology (Coulter)-purple top

TEST	RESUL	REF. RANGE
Na	i-STAT EG7+	
K	Pt: 1	
Cl	Pt Name: _____	
BUN		
Creat	Na _____ 139 mmol/L	
Hct	K _____ 3.6 mmol/L	
Hgb	TCO2 _____ 21 mmol/L	
GLU	iCa _____ 1.03 mmol/L	
pH	Hct _____ 36 %PCV	
PCO2	Hb* _____ 12.2 g/dL	
PO2	*via Hct	
TCO2	Pt 37C	
HCO3	PH _____ 7.404	
BEecf	PCO2 _____ 31.6 mmHg	
sO2	PO2 _____ 192 mmHg	
iCa	HCO3 _____ 19.8 mmol/L	
	BEecf _____ -5 mmol/L	
	sO2* _____ 100 %	
	*calculated	

B
ABO/Rh
Uni
Oper: 1

23JUN07 03:10

0 POS

TEST	RESULT	REF. RANGE
B		
ABO/Rh		
Uni		
Oper: 1		
Blood		
pH		
Protein		
Urob		
Nitrite		
Leu		
Color:		
Clarity:		
Microscopic:		
Wet Prep:		
Occult Blood:		

PICCOLO: (circle tests needed) CHEM 13 METLYTE 8 CLINER PLUS BASIC METABOLIC LIPID

OPR: TSgt (b)(6)

NCOIC, Laboratory Services

TEST	RESULT	REF. RANGE
B		3.3-5.5 g/dl
P		26-84 U/L
T		10-47 U/L
lase		14-97 U/L
IT		11-38 U/L
ili		0.2-1.6 mg/dl
FT		5-56 U/L
P		6.4-8.1 g/dl
a		8-10.3 mg/dl
ol		<200 mg/dl
eat		0.6-1.2 mg/dl
U		73-118 mg/dl
N		7-22 mg/dl
K		39-380 U/L

TEST	RESULT	REF. RANGE
c		Negative
i		Negative
ne		Negative
SG		N/A

TEST	RESULT	REF. RANGE
Blood		Negative
pH		N/A
Protein		Negative
Urob		0.2-1.0
Nitrite		Negative
Leu		Negative

TEST	RESULT	REF. RANGE
PCP -Phencyclidine		
BZO-Benzodiazepines		
COC-Cocaine		
AMP-Amphetamines		
THC-Tetrahydrocannabinol		
OPI-Opiates		
BAR-Barbiturates		

ID: (b)(6)

WB 06-23-07 03:14

Patient Limits

WBC	22.9 H	x10 ³ /uL	4.5	10.5
RBC	4.37	x10 ⁶ /uL	4.00	6.00
Hgb	13.0	g/dL	11.0	18.0
Hct	38.3	%	35.0	60.0
MCV	87.7	fL	80.0	99.9
MCH	29.9	pg	27.0	31.0
MCHC	34.1	g/dL	33.0	37.0
Plt	272.	x10 ³ /uL	150.	450.
LYZ	4.2	%	20.5	51.1
LYH	1.0	* x10 ³ /uL	1.2	3.4

TEST	RESULT	REF. RANGE
Bands		Imm
Coagulation	PT	10.3-14.4
	INR	0.7-1.2
	APTT	25.0-38.0

TEST	RESULT	REF. RANGE
D-DIMER		
Miscellaneous Test		
Rapid Strep		Negative
hCG		Negative
Mono		Negative
Chlamydia		Negative
Med. Alcohol		Negative
Troponin		Negative
Flu A / B		Negative

TEST	RESULT	REF. RANGE
Medical Drugs of Abuse Panel- Urine sample only		
PCP -Phencyclidine		
BZO-Benzodiazepines		
COC-Cocaine		
AMP-Amphetamines		
THC-Tetrahydrocannabinol		
OPI-Opiates		
BAR-Barbiturates		

For Official Use Only

ACLU DDII CID ROIS 41271

Law Enforcement Sensitive



Welcome (b)(6) 506 EMEDs - Kirkuk

- [Patient Reg./Update](#)
- [Patient Search](#)
- [Patient Info.](#)
- [Reports](#)
- [Patients By Service](#)
- [Guidelines/Info](#)

Patient Treatment History

SSN: 300002220 [?] NAME: [?] REGISTER #: [?] ARR. DATE: 6/23/07 [?]

PATIENT NAME: IBRAHIM, MUHAMMAD
 PATIENT SSN: 300002220
 INIT DIAGNOSIS: OTHER AND UNSPECIFIED OPEN WOUND OF HEAD

Reverse Record Order

[View SF 502 Narrative Summary \(PDF\)](#)

AUTHOR	DATE	NOTES	FACILITY
(b)(6)	6/23/2007 11:40:40 AM	PROCEDURE HX - Pre-op Dx - Right Kidney Laceration Post-op Dx - Right kidney laceration from blunt trauma Procedure - 1) Expl. Lap. 2) Right Nephrectomy Anesthesia - GETA OP Date - 23JUN2007 EBL - 1500 cc Complications - None Findings - Posterior laceration to right kidney with hematoma to the retroperitoneal area Disposition - ICU, Intubated, Sedated Condition - Stable	399th CSH Tikrit
	6/23/2007 2:14:53 PM	IM note: Pt post op and has ABG that doesnt look too good and also has an infiltrate at B bases per CT. Pt brought to ICU due to these findings. Sats are 98% on current vent settings. Changes made to vent: SIMV/650/PS10/+5/50%/R16. LUNGS are clear B HEART=SBP increased, labetalol 10 mg IV x 1 give for SBP of 190. p sedation SBP now 130s. ABD= quiet. EXT= no CCE. A/P=keep in ICU and on vent over night and try to wean in AM. Add Zosyn 3.375 gm IV q 6 hrs. SCDs. (b)(6)	399th CSH Tikrit
	6/24/2007 8:13:40 AM	S: Pt is currently resting. Easily arousable. Does not appear to be in pain. Still on vent weaning protocol. O: Vitals reviewed and noted on nursing chart. Heart - RRR, Lungs - Bilateral rales, Abdomen - Dressing C/D/I. Non-tender. Hypoactive, Ext - no e/c/c A: S/P nephrectomy due to blunt trauma P: Will stabilize patient as necessary for possible transfer to Cropper. (b)(6)	399th CSH Tikrit
	6/24/2007 8:33:38 AM	IM note. Day #2 in ICU. Pt looks great on vent. Mild metabolic acidemia. Heart= RRR. Lungs are clear with great oxygenation. Abd=quiet, NTND. VSSAF. Pt extubated without event. Will continue zosyn. Start making arrangements for transfer to Cropper. (b)(6)	399th CSH Tikrit
	6/25/2007 8:17:13 AM	Surgery POD#2 S: Pt appears to be doing well. No c/o recorded. O: tm=99.7 bp140/88 p92 r16 sat 96% on 2LNC Heart - Tachy. Lungs - rales Bil. Abd - Soft. ND.Tender.Hypoactive. Ext - without e/c/c A: s/p nephrectomy due to blunt injury P: 1) ambulate and up to chair today. 2) D/C NGT 3) D/C foley 4) D/C Daily labs 5)Work on pulmonary toilet 6)Clear Liquid Diet. 7) Decrease IV Fluids	399th CSH Tikrit
	6/25/2007 8:28:46 AM	IM note: pt is doing well VSSAF. Lungs with mild rales at right base. Agree surgical care. Transfer when accepted to Cropper. (b)(6)	399th CSH Tikrit
	6/25/2007 8:28:57 AM	IM note: pt is doing well VSSAF. Lungs with mild rales at right base. Agree surgical care. Transfer when accepted to Cropper. (b)(6)	399th CSH Tikrit

STATUS	LOCATION	DATE	FACILITY	AUTHOR
INPATIENT	ICU	6/24/2007	399th CSH Tikrit	(b)(6)
INPATIENT	ICW	6/24/2007	399th CSH Tikrit	(b)(6)

FOUO - For Official Use Only
 Law Enforcement Sensitive
 ACLU DDII CID RUIS 41272

View or Add Attached Files - 0 Current

Patient Transport History 0052-07-CID409-24541

FOUO - For Official Use Only

Law Enforcement Sensitive

ACLU DDII CID ROIS 41273

EXHIBIT 840
0002070 6/25/2007

Patient: Khalid, Mohamed Date: 23 Jun 07
 ID: _____ 506 EMEDS overwrite / SF 600 / Page 2

VITAL SIGNS						MEDICATIONS			
TIME	BP	HR	RR	SpO2 (%)	Temp (F)	TIME	MED	DOSE	ROUTE
0310	125/89	127	16	100					
0305	135/95	130	16	100					
0320	135/95	125	16	100					
0325	140/95	112	16	100					
0330	139/87	106	20	100					
0335	123/91	111	16	100					
0420	130/86	126	21	100					
0540	110/70	69	16	100					
0630	117/69	68	18	100%					

IV INPUT					OUTPUT					
TIME	GAUGE	LOCATION	FLUID	AMT	MULTIPLES (TIME)	TIME	URINE	EMESIS / OG / NG	CHEST TUBE	EST BLOOD LOSS
0305	18	R Arm	NS	1000	Inf @ 0500					
0500										

PROCEDURES						
TIME	PROCEDURE	SITE	SIZE	OPERATOR	RESULTS	COMPLICATIONS
	ET Intubation				() CO2 detected () BS bilaterally () pCXR	
	Chest tube / Needle #1				() Air () Blood () Pleuravac _____ cm	
	Chest tube / Needle #2				() Air () Blood () Pleuravac _____ cm	
0420	DPL				() Gross positive () Cell count	
0340	Foley - bloody	Penus	16FR	(b)(6)	() Return _____ cc () Blood () Stool	
	NG / OG Tube				() Air () Contents () Verified Y / N	
	Central Line				() Air () Flush () Draw () pCXR	

LABS				DIAGNOSTIC IMAGING STUDIES		
TIME	TESTS	RESULTS	TIME	X-RAYS	RESULTS	
0305	139 3.6 21		0305	272 13 22.9 38		
	EtoH			0415	pCXR	R diaphragm, infiltrate RUL
	AST / ALT				C-spine	clear
	T. / D. Bili				Pelvis	intact
	Alk Phos				LUE	
	Lipase				RUE	
	CK				LLE	
	Troponin				RLE	
	ABG			0325	FAST ultrasound	(Operator: (b)(6))

NOTES

0310 Turn

0310 Rectal Exam

0310 Blood left nostril

0325 Abdominal ultrasound = FAST exam @ fluid strip post to @ kidney

0500 @ N, @ wrenching, spit up small amount sputum mixed w/ blood

Mod: ND, soft

→ NG tube

FOUO - For Official Use Only

Law Enforcement Sensitive

ACLU DDII CID ROIS 41274

EXHIBIT 30

TRAU. A #1

STATUS: IRA I EPW RANK: SSN:

Date: 23 Jun 07 Time: 0305

Physician: (b)(6)

0052-07-CID409-24541

Chemistry (i-STAT) green top or whole bld

Chemistry (Piccolo Analyzer)-green top

Hematology (Coulter)-purple top

TEST	RESUL	REF. RANGE
Na	i-STAT EG7+	
K	Pt: 1	
Cl	Pt Name: _____	
BUN		
Creat	Na _____ 139 mmol/L	
Hct	K _____ 3.6 mmol/L	
Hgb	TCO2 _____ 21 mmol/L	
GLU	iCa _____ 1.03 mmol/L	
pH	Hct _____ 36 %PCV	
PCO2	Hb* _____ 12.2 g/dL	
PO2	*via Hct	
TCO2	At 37C	
HCO3	PH _____ 7.404	
BEecf	PCO2 _____ 31.6 mmHg	
sO2	PO2 _____ 192 mmHg	
iCa	HCO3 _____ 19.8 mmol/L	
	BEecf _____ -5 mmol/L	
	sO2* _____ 100 %	
	*calculated	

TEST	RESULT	REF. RANGE
B		3.3-5.5 g/dl
P		26-84 U/L
T		10-47 U/L
ase		14-97 U/L
T		11-38 U/L
ili		0.2-1.6 mg/dl
FT		5-56 U/L
P		6.4-8.1 g/dl
a		8-10.3 mg/dl
ol		<200 mg/dl
eat		0.6-1.2 mg/dl
U		73-118 mg/dl
N		7-22 mg/dl
K		39-380 U/L

TEST	RESULT	REF. RANGE
ID: (b)(6)		
WB		06-23-07 03:14
WBC	22.9 H x10 ³ /uL	4.5 10.5
RBC	4.37 x10 ⁶ /uL	4.00 6.00
Hgb	13.0 g/dL	11.0 18.0
Hct	38.3 %	35.0 60.0
MCV	87.7 fL	80.0 99.9
MCH	29.9 pg	27.0 31.0
MCHC	34.1 g/dL	33.0 37.0
Plt	272. x10 ³ /uL	150. 450.
LYZ	4.2 %	20.5 51.1
LYH	1.0 * x10 ³ /uL	1.2 3.4

TEST	RESULT	REF. RANGE
SG		N/A
Blood		Negative
pH		N/A
Protein		Negative
Urob		0.2-1.0
Nitrite		Negative
Leu		Negative

TEST	RESULT	REF. RANGE
Bands	Imm	
Coagulation	PT	10.3-14.4
	INR	0.7-1.2
	APTT	25.0-38.0

TEST	RESULT	REF. RANGE
Rapid Strep		Negative
hCG		Negative
Mono		Negative
Chlamydia		Negative
Med. Alcohol		Negative
Troponin		Negative
Flu A / B		Negative


B sample Type: _____
 23JUN07 03:10
 Oper: 1
0 Pos

Source	Gram Stain	Culture Results:

Color:	Clarity:
Microscopic:	
Wet Prep:	
Occult Blood:	

TEST	RESULT	REF. RANGE
PCP - Phencyclidine		
BZO - Benzodiazepines		
COC - Cocaine		
AMP - Amphetamines		
THC - Tetrahydrocannabinol		
OPI - Opiates		
BAR - Barbiturates		

PICCOLO: (circle tests needed) CHEM 13 METLYTE 8 URINER PLUS BASIC METABOLIC LIPID
 OPR: (b)(6) **FOUO - For Official Use Only** **Law Enforcement Sensitive** **ACLU DDII CID ROIS 41275**



Welcome (b)(6) **506 EMEDs - Kirkuk**
 Patient Reg./Update Patient Search Patient Info. Reports Patients By Service Guidelines/Info

Patient Treatment History

SSN: 300002220 [?] NAME: [?] REGISTER #: [?] ARR. DATE: [?]

PATIENT NAME: IBRAHIM, MUHAMMAD
 PATIENT SSN: 300002220
 INIT DIAGNOSIS: OTHER AND UNSPECIFIED OPEN WOUND OF HEAD

Reverse Record Order

View SF 502 Narrative Summary (PDF)

AUTHOR	DATE	NOTES	FACILITY
(b)(6)	6/23/2007 11:40:40 AM	PROCEDURE HX - Pre-op Dx - Right Kidney Laceration Post-op Dx - Right kidney laceration from blunt trauma Procedure - 1) Expl. Lap. 2) Right Nephrectomy Anesthesia - GETA OP Date - 23JUN2007 EBL - 1500 cc Complications - None Findings - Posterior laceration to right kidney with hematoma to the retroperitoneal area Disposition - ICU, Intubated, Sedated Condition - Stable	399th CSH Tikrit
	6/23/2007 2:14:53 PM	IM note: Pt post op and has ABG that doesnt look too good and also has an infiltrate at B bases per CT. Pt brought to ICU due to these findings. Sats are 98% on current vent settings. Changes made to vent: SIMV/650/PS10/+5/50%/R16. LUNGS are clear B HEART=SBP increased , labetalol 10 mg iV x 1 give for SBP of 190. p sedation SBP now 130s. ABD= quiet. EXT= no CCE. A/P=keep in ICU and on vent over night and try to wean in AM. Add Zosyn 3.375 gm IV q 6 hrs. SCDs. (b)(6)	399th CSH Tikrit
	6/24/2007 8:13:40 AM	S: Pt is currently resting. Easily arousable. Does not appear to be in pain. Still on vent weaning protocol. O: Vitals reviewed and noted on nursing chart. Heart - RRR, Lungs - Bilateral rales, Abdomen - Dressing C/D/I. Non-tender. Hypoactive, Ext - no e/c/c A: S/P nephrectomy due to blunt trauma P: Will stabilize patient as necessary for possible transfer to Cropper. (b)(6)	399th CSH Tikrit
	6/24/2007 8:33:38 AM	IM note. Day #2 in ICU. Pt looks great on vent. Mild metabolic acidemia. Heart= RRR. Lungs are clear with great oxygenation. Abd=quiet, NTND. VSSAF. Pt extubated without event. Will continue zosyn. Start making arrangements for transfer to Cropper. (b)(6)	399th CSH Tikrit
	6/25/2007 8:17:13 AM	Surgery POD#2 S: Pt appears to be doing well. No c/o recorded. O: tm=99.7 bp140/88 p92 r16 sat 96% on 2LNC Heart - Tachy. Lungs - rales Bil. Abd - Soft. ND.Tender.Hypoactive. Ext - without e/c/c A: s/p nephrectomy due to blunt injury P: 1) ambulate and up to chair today. 2) D/C NGT 3) D/C foley 4) D/C Daily labs 5)Work on pulmonary toilet 6)Clear Liquid Diet. 7) Decrease IV Fluids	399th CSH Tikrit
	6/25/2007 8:28:46 AM	IM note: pt is doing well VSSAF. Lungs with mild rales at right base. Agree surgical care. Transfer when accepted to (b)(6)	399th CSH Tikrit
	6/25/2007 8:28:57 AM	IM note: pt is doing well VSSAF. Lungs with mild rales at right base. Agree surgical care. Transfer when accepted to (b)(6)	399th CSH Tikrit

STATUS	LOCATION	DATE	FACILITY	AUTHOR
INPATIENT	ICU	6/23/2007	399th CSH Tikrit	(b)(6)
INPATIENT	ICW	6/24/2007	399th CSH Tikrit	

FOUO - For Official Use Only
 Law Enforcement Sensitive
 ACJU DDII CID ROIS 41276

View or Add Attached Files - 0 Current

Patient Transport History 0052-07-CID409-24541

FOUO - For Official Use Only

Law Enforcement Sensitive

ACLU DDII CID ROIS 41277

EXHIBIT 84e
000211 6/25/2007

Apache 6
 "Lemmiwinks" Element
 A Co. 1-35 INFANTRY



22 Jun 07,
 Headquarter PLT


(1) CALLSIGN: APACHE 6		(2) NUMBER VEHICLES: 3		(3) NUMBER PERSONNEL: 14+1/3	
(4) DESTINATION: SHADED AREA					
(5) ISF UNIT INVOLVED: NONE					
(6) ROUTE: GATE 3, CLEMSON, AQUA DUCT RD, SEARS, AQUA DUCT RD, CLEMSON, GATE 2					
(7) SPECIAL EQUIPMENT: 2xDUKE, 2xBFT, 1xRHINO, 1x SSVJ					
(8) TIME OF RETURN: UTC					
TASK / PURPOSE OF PATROL: MEDUSA CACTU VI		SP 2040	22JUN07	RTB UTC	JUN18
NOTES: "Escalation of Force Brief has been conducted by Patrol Leader and TCP Equipment has been accounted for and is present."					

1	2	3	4	5	6	7	8	9	10	11	12	13	14	15	16	17	18	19	20
BUMPER #	OOM	RANK	NAME (last, first)	BR#	BT	WEAPON SYSTEM	CREW	REMARKS											
A6	1	CPT	(b)(6)	(b)(6)	O+	M4	SSVJ	BFT (CDR-A-2BN35IN)											
A83	2	SPC	(b)(6)	(b)(6)	A+	M4-M240		RHINO											
A84	3	PFC	(b)(6)	(b)(6)	A+	M4		Cell # 6											
		TERP	(b)(6)	(b)(6)	O+	M4-M9		CALLSIGN: APACHE 6											
		SPC	(b)(6)	(b)(6)	A+	M4													
		1LT	(b)(6)	(b)(6)	A+	M4													
		SGT	(b)(6)	(b)(6)	A+	M4													
		SPC	(b)(6)	(b)(6)	B-	M4													
		PVZ	(b)(6)	(b)(6)	O+	M4													
		SGT	(b)(6)	(b)(6)	B+	M4		CALLSIGN: APACHE 46											
		SGT	(b)(6)	(b)(6)	B-	M9													
		SPC	(b)(6)	(b)(6)	O-	M4													
		PFC	(b)(6)	(b)(6)	A+	M4-M240													
		SSG	(b)(6)	(b)(6)	A+	M4													
		1SG	(b)(6)	(b)(6)	O+	M4		CALLSIGN: APACHE 84											

ACLU DDII CID ROIS 41332


FOUO

107



A Co. 2-35 INF "APACHES" TRIP TICKET

3rd PLT, A Section



ACLU-RD

CALLSIGN: APACHE 37 (2) NUMBER VEHICLES: 3

DESTINATION: HAMMERIA, AL SOOR (5) ISF UNIT INVOLVED: NA

ROUTE: GATE2,CLEMSON,KTC,CLEMSON,HAMMERIA,CLEMSON,LOWES,AL SOOR,CLEMSON,KTC,CLEMSON,G-3

SPECIAL EQUIPMENT: 1xDUKE,1xSSVJ,1xBFT (8) ESTIMATED TIME OF RETURN: MC

TASK / PURPOSE OF PATROL: CONDUCT SOI ENGAGEMENTS AND ROLLING TCPS IOT DISRUPT OR DESTROY AIF

SP DTG: 231300JUN07 RP/DTG:

NOTES: "Escalation of Force Brief has been conducted by Patrol Leader and TCP Equipment has been accounted for and is present."

BUMPER #	COI#	RANK	NAME (last, first)	BR#	WEAPON SYSTEM	CREW	REMARKS
33	1	SFC	(b)(6)	(b)(6)	M4	SSVJ	BFT LIGHTS
		PFC			M249/M240B		
		PFC			M4		
		SPC			M4		
32	2	TERP	(b)(6)	(b)(6)	M4	DUKE	LIGHTS
		SGT			M4		
		PFC			M4		
		SGT			M4/M240B		
34	3	SGT	(b)(6)	(b)(6)	M4	DUKE	LIGHTS
		SPC			M4/50CAL.		
		PFC			M4		
		PV2			M4		

ACLU-DII CID ROIS 41333

EXHIBIT 265

207

51

ALL INFORMATION IS UNCLASSIFIED EXCEPT WHERE SHOWN OTHERWISE

← sun w /
3rd PLT, B Sect,
Censon Cherry. ~~Box~~
Aquaduct Sears

(1) CALLSIGN: APACHE 2-7
 (2) NUMBER VEHICLES: 4
 (3) NUMBER PERSONNEL: 11 CACTI +1
 (4) DESTINATION: PB DORIA
 (5) ISF UNIT INVOLVED: NONE
 (6) ROUTE: GATE 2, CLEMONSON, PB DORIA
 (7) SPECIAL EQUIPMENT: 1 X BFT, 2X DUKE, 2 RHINO, 2xM2
 (8) ESTIMA URN UTC: SP DTG 4446 RP
 TASK / PURPOSE OF PATROL: P:AI SHAHEED SEARCH P: SEARCH VILLAGE
 NOTES: "Escalation of Force Brief has been conducted by Patrol Leader and TCP Equipment has been accounted for and is present."



BUMPER #	OOM	RANK	NAME (last, first)	BLOOD TYPE	BR#	WEAPON SYSTEM	CREW	REMARKS
1	1		(b)(6)		(b)(6)			
2	A26	SPC				M4	SSVJ	
3		SSG				M4	RHINO	
4		PV2				M4/M240		
5								
6	A22	SFC				M4	DUKE	
7		PFC				M4		
8		SPC				M249		
9		SPC				M4		
10		TERP						
11	A21	SSG				M4	BFT	
12		PV2				M4/M240		
13		SGT				M4		
14		PVT				M4		
1								
A28	4	SGT				M4	DUKE	
		PFC				M4		
		PV2				M203		

FOUO
 4027
 ACLU DDII CID ROIS 41335

A Co. 2-35 INF
"APACHES"
TRIP TICKET

24 Jun 07
3rd PLT A+B Sect.
30 Feb 7308 Alpha

ACLU-RD



(1) CALL SIGN: APACHE 36
 (2) NUMBER VEHICLES: 7
 (3) NUMBER PERSONNEL: 27+2
 (4) DESTINATION: AL, SAHEED
 (5) ISF UNIT INVOLVED: ESU
 (6) ROUTE: G2, CLEMSON RTE, FORD, CLEMSON, KTC, CLEMSON, AQUEDUCT RD, MACY, SEAR
 (7) SPECIAL EQUIPMENT: 5XDUKE, 1XSSVJ, 4XBFT
 (8) ESTIMATED TIME OF RETURN: MC
 (9) SP DTG: 240330JUN07 RP DTG:
 (10) TASK / PURPOSE OF PATROL: CONDUCT CORDON SEARCH IOT DISRUPT OR DESTROY AIF
 (11) NOTES: "Escalation of Force Brief has been conducted by Patrol Leader and TCP Equipment has been accounted for and is present."

BUMPER #	OOM	RANK	NAME (last, first)	BR#	WEAPON SYSTEM	CREW	REMARKS
A33	1	SFC	(b)(6)	(b)(6)	M4	SSVJ	BFT LIGHTS
A35	2	PFC	(b)(6)	(b)(6)	M249/M240B	DUKE	BFT
A37	3	PFC	(b)(6)	(b)(6)	M4	DUKE	LIGHTS
A38	4	SGT	(b)(6)	(b)(6)	M4/M240B	DUKE	BFT LIGHT
A36	5	SGT	(b)(6)	(b)(6)	M4/M203	DUKE	BFT LIGHT
A31	6	PFC	(b)(6)	(b)(6)	M4/M203	DUKE	LIGHT
A34	7	PFC	(b)(6)	(b)(6)	M4/M240B	DUKE	LIGHT

ACLU DDII CID ROIS 41336

00026857

507

Apache 6
 "Lemmiwinks" Element
 A Co, 2-35 INFANTRY



(1) CALLSIGN: APACHE 6
 (2) NUMBER VEHICLES: 4
 (3) NUMBER PERSONNEL: 17+24
 (4) DESTINATION: AL SHADED, PATROL BASE DORIA
 (5) ISF UNIT INVOLVED: NONE
 (6) ROUTE: GATE 2, CLEMON, CHERRY WEST, AQUA DUCT RD, SEARS, AQUA DUCT RD, CHERRY EAST, CLEMON, GATE 2
 (7) SPECIAL EQUIPMENT: 3XDUKE, 3XBFT, 2XRHINO, 1X SSVJ
 (8) TIME OF RETURN: UTC
 SP 0450 24JUN07 RTB UTC JUN24
 TASK / PURPOSE OF PATROL: SEARCH AL SHADED
 NOTES: "Escalation of Force Brief has been conducted by Patrol Leader and TCP Equipment has been accounted for and is present."

BUMPER #	OOM	RANK	NAME (last, first)	BR#	BT	WEAPON SYSTEM	CREW	REMARKS
A6	1	CPT	(b)(6)		O+	M4	SSVJ	BFT (CDR-A-2BN35IN)
		SPC			A+	M4-M240		RHINO
		PFC			A+	M4		
		TERP						
		SPC			O+	M4-M9		CALLSIGN: APACHE 6
		SGT			A+	M4		BFT
TPT1621	3	SGT			O+	M4-M9		
		SGT						
		PFC			O+	M4-240		CALLSIGN: trojan 44
		1LT			A+	M4		
		CPT			A+	M4		
A83	3	SPC			B-	M9-M240		
		SGT			A+	M4		
		SGT			B+	M4		
		SGT			B-	M9		CALLSIGN: APACHE 46
		SPC			O-	M4		BFT
		PFC			A+	M4-M240		
		SSG			A+	M4		
A84	3	1SG			O+	M4		CALLSIGN: APACHE 84

ACLU RDI CID ROIS 41337

607

Clemson Cherry, Aqueduct Sears

(1) CALLSIGN: APACHE 2-7
 (2) NUMBER VEHICLES: 4
 (3) NUMBER PERSONNEL: 11 CACTI +1
 (4) DESTINATION: PB DORIA
 (5) ISF UNIT INVOLVED: NONE
 (6) ROUTE: GATE 2, CLEMONSON, PB DORIA
 (7) SPECIAL EQUIPMENT: 1 X BFT, 2X DUKE, 2 RHINO, 2xM2
 (8) ESTIMA URN UTC: SP DTG: 446 RP
 TASK / PURPOSE OF PATROL: P: AI SHAHEED SEARCH P: SEARCH VILLAGE
 NOTES: "Escalation of Force Brief has been conducted by Patrol Leader and TCP Equipment has been accounted for and is present."

BUMPER #	OOM	RANK	NAME (last, first)	BLOOD TYPE	BR#	WEAPON SYSTEM	CREW	REMARKS
1	1		(b)(6)				SSVJ	
2	A26	SPC	(b)(6)		M4		RHINO	
3		SSG	(b)(6)		M4			
4		PV2	(b)(6)		M4/M240			
5			(b)(6)					
6	A22	2 SFC	(b)(6)		M4		DUKE	
7		PFC	(b)(6)		M4			
8		SPC	(b)(6)		M249			
9		SPC	(b)(6)		M4			
10		TERP	(b)(6)					
11	A21	3 SSG	(b)(6)		M4		BFT	
12		PV2	(b)(6)		M4/M240			
13		SGT	(b)(6)		M4			
14		PVT	(b)(6)		M4			
1			(b)(6)				DUKE	
A28	4	SGT	(b)(6)		M4			
		PFC	(b)(6)		M4			
		PV2	(b)(6)		M203			

FOUO
 ACLU DBI CID ROIS 41338

707



Provided by SFC

ACLU DDII CID ROIS 41339

LAW ENFORCEMENT SENSITIVE

EXHIBIT # 52

EXHIBITS 94 thru 96

Page(s) 000613 thru 000648
referred to:

CDR USAMEDCOM
ATTN: FOIA OFFICE, STOP 76
1216 STANLEY RD 2D FL
FT. SAM HOUSTON, TX 78234-5049

ACLU DDII CID ROIS 41683

JOINT THEATER TRAUMA NURSING RECORD

(All shaded areas mandatory for Joint Theater Trauma Registry data collection)

ARRIVAL STATUS Date: <u>25 Jun 01</u> Time of arrival: <u>0755</u> Time of injury: <u>0200</u> Transit time: C-spine immob: <u>Y/N</u> Functional IV: <u>Y/N</u> Intubated: <u>Y/N</u> Cnc: <u>Y/N</u> Needle Decomp: <u>Y/N</u> T: <u>98</u> BP: <u>149/82</u> HR: <u>91</u> RR: <u>20</u> O ₂ Sat: <u>100%</u> PAIN: <u>0 1 2 3 4 5 6 7 8 9 10</u> <u>2L</u>	TRIAGE CATEGORY <input checked="" type="checkbox"/> Immediate <input type="checkbox"/> Delayed <input type="checkbox"/> Minimal <input type="checkbox"/> Expectant	WOUNDED BY <input type="checkbox"/> Unknown <input type="checkbox"/> Enemy <input checked="" type="checkbox"/> Friendly <input type="checkbox"/> Civ (Host nation) <input type="checkbox"/> Training <input type="checkbox"/> Self accident <input type="checkbox"/> Self inflicted <input type="checkbox"/> Sports recreation <input type="checkbox"/> Other:	MODE OF ARRIVAL <input type="checkbox"/> Walked <input type="checkbox"/> Carried <input type="checkbox"/> USMC CASEVAC <input type="checkbox"/> Non-med ground <input type="checkbox"/> Ground ambulance <input type="checkbox"/> Non-med air <input checked="" type="checkbox"/> Air ambulance <input type="checkbox"/> Ship EVAC <input type="checkbox"/> Other:	PATIENT CATEGORY Nation: <input type="checkbox"/> US <input type="checkbox"/> Host nation <input type="checkbox"/> Coalition <input checked="" type="checkbox"/> Enemy Service: <input type="checkbox"/> USA <input type="checkbox"/> USN <input type="checkbox"/> USMC <input type="checkbox"/> USAF <input type="checkbox"/> SOF <input checked="" type="checkbox"/> Civilian <input type="checkbox"/> Combatants <input type="checkbox"/> Contractor <input type="checkbox"/> ING <input type="checkbox"/> JP <input type="checkbox"/> Non-gov't org <input type="checkbox"/> Other: <u>Detainee</u>
TOURNIQUET <input type="checkbox"/> Yes <input checked="" type="checkbox"/> No Time on: _____ off: _____ Type: CAT/SOFTT/Other:	CPR IN PROGRESS <input type="checkbox"/> Yes <input checked="" type="checkbox"/> No Time started: _____ Time ended: _____	GENDER <input checked="" type="checkbox"/> Male <input type="checkbox"/> Female	PRE-HOSP. WARMING <input checked="" type="checkbox"/> Blanket <input type="checkbox"/> Space blanket <input type="checkbox"/> Body bag <input type="checkbox"/> Other:	<input checked="" type="checkbox"/> ID WRIST BAND ON
PRE HOSP. MEDS @ (time) <input type="checkbox"/> Morphine _____ <input type="checkbox"/> RSI meds <input type="checkbox"/> Antibiotic <input type="checkbox"/> Other: <input type="checkbox"/> Fentanyl _____ <input type="checkbox"/> Seizure med <input type="checkbox"/> Mannitol	HOSP. WARMING <input type="checkbox"/> Radiant warmer <input checked="" type="checkbox"/> IV bag warmer <input type="checkbox"/> Bair hugger <input type="checkbox"/> Level I <input checked="" type="checkbox"/> Other: <u>Blanket</u>			
CHIEF COMPLAINT <u>OSW</u>		EVAC FROM (Check/circle all that apply) <input type="checkbox"/> Field <input checked="" type="checkbox"/> Coalition USA/USN/USAF/USMC/ Level I IIa IIb III		

PRIMARY SURVEY

AIRWAY <input checked="" type="checkbox"/> Patent <input type="checkbox"/> Stridor <input type="checkbox"/> Drooling <input type="checkbox"/> Obstructed <input type="checkbox"/> Oral/Nasal Airway <input type="checkbox"/> BVM <input type="checkbox"/> Combi tube <input type="checkbox"/> Intubated <input type="checkbox"/> Other:	BREATHING <input checked="" type="checkbox"/> Unlabored <input type="checkbox"/> Labored <input type="checkbox"/> Absent <input type="checkbox"/> Retraction <input type="checkbox"/> Flaring Trachea: <input checked="" type="checkbox"/> Midline <input type="checkbox"/> Deviated Chest symmetry: (circle one) Left > <u>Equal</u> < Right	Breath Sounds Right Left <input checked="" type="checkbox"/> Clear <input checked="" type="checkbox"/> <input type="checkbox"/> Rales <input type="checkbox"/> <input type="checkbox"/> Flail <input type="checkbox"/> <input type="checkbox"/> Wheeze <input type="checkbox"/> <input type="checkbox"/> Absent <input type="checkbox"/>	CIRCULATION Skin: <input checked="" type="checkbox"/> Warm <input type="checkbox"/> Cool <input type="checkbox"/> Hot <input checked="" type="checkbox"/> Pink <input type="checkbox"/> Pale <input type="checkbox"/> Cyanotic <input type="checkbox"/> Dry <input type="checkbox"/> Moist <input type="checkbox"/> Diaph Heart Sounds: <input checked="" type="checkbox"/> Clear <input type="checkbox"/> Muffled Capillary Refill: <input checked="" type="checkbox"/> <2 seconds (normal) <input type="checkbox"/> >2 seconds (delayed)	DEFICIT/NEURO <input checked="" type="checkbox"/> Alert <input type="checkbox"/> Responds to verbal <input type="checkbox"/> Responds to pain <input type="checkbox"/> Unresponsive GCS: <u>15</u> Eyes <u>/</u> / 4 Verbal <u>/</u> / 5 Motor <u>/</u> / 6 Total <u>/</u> / 15 Sphincter Tone: <u>done</u> <input type="checkbox"/> WNL <input type="checkbox"/> Weak <input type="checkbox"/> None
---	--	---	---	--

SECONDARY SURVEY

HEAD/NECK EENT Drainage: Nose (color): _____ CSF: + / - Eyes: Equal R/L Fixed R/L Reactive R/L Dilated R/L Other: <u>Lean canal</u> C-Spine tender: <input type="checkbox"/> Yes <input checked="" type="checkbox"/> No Dental injury: <input checked="" type="checkbox"/> Yes <input type="checkbox"/> No Tympanic Membrane: Clear <u>R/L</u> Blood <u>R/L</u> <u>blood in canal</u>	HEART Rhythm: <input checked="" type="checkbox"/> NSR (tachy/brady) <input type="checkbox"/> V-fib/tach <input type="checkbox"/> PEA <input type="checkbox"/> Asystole <input type="checkbox"/> Other Pulses: S = Strong D = Doppler W = Weak A = Absent Carotid _____ R _____ L Femoral _____ R _____ L Brachial _____ R _____ L Radial _____ R _____ L Pedal _____ R _____ L JVD Distension: <input type="checkbox"/> Yes <input checked="" type="checkbox"/> No	ABDOMINAL/GU <input type="checkbox"/> Flat <input type="checkbox"/> Distended <input type="checkbox"/> Obese <input type="checkbox"/> Non-tender <input checked="" type="checkbox"/> Tender <input type="checkbox"/> Rigid <input type="checkbox"/> Guarding <input type="checkbox"/> Rebound tenderness <input type="checkbox"/> Unable to assess <input type="checkbox"/> Open wound FAST DONE: <u>POS / NEG / NA</u> Last Meal @ <u>Unknown</u>	EXTREMITIES Pelvis stable: <input checked="" type="checkbox"/> Yes <input type="checkbox"/> No Binder: <input type="checkbox"/> Yes <input checked="" type="checkbox"/> No Hemorrhage: <input type="checkbox"/> Yes <input type="checkbox"/> No Blood at meatus/vagina: <input type="checkbox"/> Yes <input type="checkbox"/> No Prostate: <input type="checkbox"/> WNL <input type="checkbox"/> Abnormal Heme +/- Fracture/dislocation: <input type="checkbox"/> RUE <input type="checkbox"/> RLE <input type="checkbox"/> LUE <input type="checkbox"/> LLE RUE <u>Motor</u> <u>Sens</u> <u>ROM</u> + / - + / - + / - LUE + / - + / - + / - RLE + / - + / - + / - LLE + / - + / - + / - LOG ROLL TIME: <u>0830</u> Back exam: <input checked="" type="checkbox"/> WNL <input type="checkbox"/> ABNL (describe)
--	--	--	--

PATIENT IDENTIFICATION Name/Rank: <u>N866</u> Patient ID/SSN: <u>300 00 2220</u> <u>Muhammad Ibrahim</u> DOB: (ddmmyy) <u>July 14 1945</u> Age: <u>60</u> Deployed unit: MTF transferred from: _____ MTF: _____	ALLERGIES <input checked="" type="checkbox"/> Unknown <input type="checkbox"/> NKDA <input type="checkbox"/> PCN <input type="checkbox"/> Sulfa <input type="checkbox"/> Morphine <input type="checkbox"/> Codeine <input type="checkbox"/> Other:	PAST MED HX <input checked="" type="checkbox"/> Unknown <input type="checkbox"/> None <input type="checkbox"/> Respiratory hx <input type="checkbox"/> Seizure hx <input type="checkbox"/> Cardiac hx <input type="checkbox"/> HTN <input type="checkbox"/> DM <input type="checkbox"/> Ulcers <input type="checkbox"/> Other:	CURRENT MEDICATIONS <input checked="" type="checkbox"/> Unknown <input type="checkbox"/> None <input type="checkbox"/> List current meds: _____ _____
--	--	--	---

FOUO

ACLU RDI CID ROIS 41684

PHYSICIAN TRAUMA ADMITTING RECORD (THEATER HOSPITAL CARE)

OBTAINED	PENDING	RESULTS
<input checked="" type="checkbox"/> HEAD <input checked="" type="checkbox"/> C-SPINE <input checked="" type="checkbox"/> ABD/PELVIS <input type="checkbox"/> CHEST <input type="checkbox"/> SUPINE <input type="checkbox"/> UP RIGHT <input type="checkbox"/> C-SPINE <input type="checkbox"/> PELVIS <input type="checkbox"/> LLE <input type="checkbox"/> RLE <input type="checkbox"/> RUE <input type="checkbox"/> LUE		<p>Head - Subdural blood on anterior, @ shift. @ fx to medial orbit, blood in sinuses. CSF meningitis.</p> <p>APP' Gr 7 Liver lacer, Ruptured @ Kidney & intra-abd. eff</p>

IMPRESSION:

DIAGNOSIS

1. @ Renal lacer/rupture
2. Liver lacer
3. fx medial orbit wall
4. fx nose
5. Blood in sinuses

PLAN:

Admit to OR. @ femoral introducer placed.

EVACUATED TO/DISPOSITION	TRIAD INDICATORS
Admit to <input checked="" type="checkbox"/> ICU, ICW _____ <input type="checkbox"/> Evac to: Def Care, HN, Coalition, Facility Name _____ <input type="checkbox"/> RTD Unit _____ <input type="checkbox"/> Deceased (see below)	Damage Control: <input checked="" type="checkbox"/> yes <input type="checkbox"/> no Hypothermia: <input checked="" type="checkbox"/> yes <input type="checkbox"/> no Coagulopathy: <input type="checkbox"/> yes <input type="checkbox"/> no Shock: <input type="checkbox"/> yes <input type="checkbox"/> no Class of Hemorrhage I <input type="checkbox"/> II <input checked="" type="checkbox"/> III <input type="checkbox"/> IV <input type="checkbox"/>

DNBI CATEGORY

<input type="checkbox"/> Cardiac	<input type="checkbox"/> GI	<input type="checkbox"/> Injury, MVC	<input type="checkbox"/> Psychiatric, Stress
<input type="checkbox"/> Dermatologic	<input type="checkbox"/> Heat/Cold	<input type="checkbox"/> Injury, Work/Training	<input type="checkbox"/> Pulmonary
<input type="checkbox"/> Endocrine	<input type="checkbox"/> Infectious Dz	<input type="checkbox"/> Injury, Other	<input type="checkbox"/> STDs
<input type="checkbox"/> FUO	<input type="checkbox"/> Injury, Sports	<input type="checkbox"/> Neurologic	<input type="checkbox"/> All Other Medical/Surgical

ATTENDING STAFF (b)(6)	CAUSE OF DEATH
Physician Signature: _____	Anatomic: <input type="checkbox"/> Airway <input type="checkbox"/> Chest <input type="checkbox"/> Extremity U / L <input type="checkbox"/> Head <input type="checkbox"/> Pelvis <input type="checkbox"/> Other, specify _____ <input type="checkbox"/> Neck <input type="checkbox"/> Abdomen
Physician Printed or Typed Name: (b)(6)	Physiologic: <input type="checkbox"/> MOF <input type="checkbox"/> Hemorrhage <input type="checkbox"/> Other <input type="checkbox"/> CNS <input type="checkbox"/> Total Body Disruption <input type="checkbox"/> Sepsis <input type="checkbox"/> Breathing

PATIENT ID/SSN

Last First MI MTF

SSN/ID DOB/AGE

FOUO

ACLU DDII CID ROIS 41685

LAW ENFORCEMENT SENSITIVE

EXHIBIT 94

(b)(6)	6/23/2007 2:34:21 PM	<p>ICU NOTE: Pt. is a young Arabic male detainee who a/e here following multiple GSW (L face, exiting R temporal lobe behind R ear, R humerus fx, L arm GSW, GSW Abd) early this AM. He was originally eval and tx at Level II at Kirkuk where he underwent ex-lap with L nephrectomy, partial small bowel and colonic resection with oversewing of both prox and distal anastomoses sites and packing (damage control) with hemostasis. R humerus splinted. A/e here intubated with L chest tube. Arrived here HD stable with P 110 R14 T 97 BP 143/82. In EMT, pt. appeared sedated, GCS 2T. R pupil defect consistent with ruptured globe. L pupil non-dilated, minimally reactive. Bilateral clonus. Small entry wound L cheek, exit wound behind R ear. Soft tissue through/through wound L arm, splint to R humerus, open, packed abdomen. 1+ bilateral radial pulses. Initial labs with WBC 5.9 Hct 28.8 plt 102 INR 1.3 Cr 1.8. NI anion gap. 7.314/32/216/-10/hco3 17/100% on SIMV 100% FIO2. CT Head/face, neck, abd/pelvis performed with contrast. There was poor contrast timing (not arterial or venous phase). CT (wet read - final read pending) showed L maxillary and non-displaced orbit fx, R temporal bone fx, large R hemispheric stroke without hemorrhage but moderate edema. No significant midline shift or acute bleed. No C-spine fx. Neck vessels not well visualized but suspect R internal carotid injury. CT Abd/pelvis with multiple frags, packing, L nephrectomy. Unsure of mental status, level of responsiveness, patient taken to ICU off of sedation/analgesia. Over past 2 hours, patient has woken up and developed progressive hypotension and tachycardia. CURRENTLY, BY SYSTEMS: (Neuro) GCS 9T (5M4E). L hemiparesis. CT per above. Bilateral nystagmus, L>R clonus. No significant response of tachycardia to fentanyl/analgesia. Serial neuro exams, repeat CT in AM, poor prognosis. (CV)-Tachy, no mrg. Hypotension source unclear - concern early sepsis, pain, inadequate resuscitation, stroke expansion. Neosynephrine gtt (currently 100mcg) as needed. Cont. volume resuscitation for lactate 3, BE -10. (Pulm)- bibasilar crackles and rhonchi. PCXR w/L CT to apex. No acute findings. ETT just above carina and pulled back to 23 cm (from 25). Increased O2 requirement past 2 hours. SIMV 15, TV 700, PEEP 5, PS 5, FIO2 70%. (H/Coag) 1030 hrs - Hct 41.8 Plt 98 INR 1.5. Does not appear to be bleeding. 2U FFP given. Follow. (GI) Given hypotension, tachycardia, will go to OR to washout, ensure no leakage, bleeding. NGT to LIS. (ID)-Tc 98.8 Afeb. WBC 5.2 Zosyn D#1. Follow. (R/F/Electrolytes) - UOP dropped with decrease BP - responded to IVF boluses, albumin and FFP, now 75cc/hr. Want good UOP given single kidney. Renal panel stable Hco3 17 Cr 1.5. Phos 0.9 to be replaced. K 4.6. (T/L/Prophy) L Fem TLC, R Fem art line, L CT to suction, NGT, ETT, JP x 2. (Dispo) To OR today for abd washout, R arm splint, L arm washout. To Cropper when stable.</p>
(b)(6)	6/23/2007 5:41:43 PM	<p>PROCEDURE HX - Pre-op Dx: Abdominal Wound Evisceration Post-op Dx: 1. Previous left Nephrectomy 2. SB resection 3. Left subtotal colectomy Procedure: 1. Exp. Laparotomy 2. ileo-ileo, side-to-side anastomosis 3. transverse colon to sigmoid end to side anastomosis 4. Placement of 24f mallinkot g-tube 5. Abdominal washout Anesthesia: GETA Findings: See Post-op EBL: 200 cc Surgeon: (b)(6) Complication: Tachycardia throughout the procedure Disposition: ICU, Intubated, Sedated Condition: Guarded Drains: G-tube, Foley, Chest Tube, NG tube, ET tube, A-line, Central Line</p>
	6/23/2007 8:07:32 PM	<p>Ortho Pre op dx: open R humerus fx with severe malpositioning in travel splint; open wound L elbow Post op dx: same Procedure: repeat DI Bilat upper ext wounds and splinting R arm Surgeon: (b)(6) No Asst, No drains, no complications, no specimens Anes: gen Findings: clean wounds with no necrosis or contamination Bilat (b)(6) PENDING EVAC</p>
	6/23/2007 9:58:31 PM	<p>ICU INTERIM NOTE: Post op course marked by progressive tachycardia, hypotension with increased pressor requirement. Labs reflect worsened acidosis, HCO3 17 AG 15 BE -15, renal failure. Resuscitation appear adequate for cell products, aggressively volume expanding with crystalloid.</p>
	6/23/2007	<p>ICU INTERIM NOTE: Post op course marked by progressive</p>

FOUO

ACLU DDII CID ROIS 41686

PHYSICIAN TRAUMA ADMITTING RECORD (THEATER HOSPITAL CARE)

(All shaded areas mandatory for Joint Theater Trauma Registry data collection)

DATE: 23 Jun 07

VITAL SIGNS

TIME OF INJURY: 0700

TIME OF ARRIVAL: 0755

LOCATION OF PRE-HOSP. CARE:

T 98° P 91 R 20 BP 149/87 O2 Sat 100% None

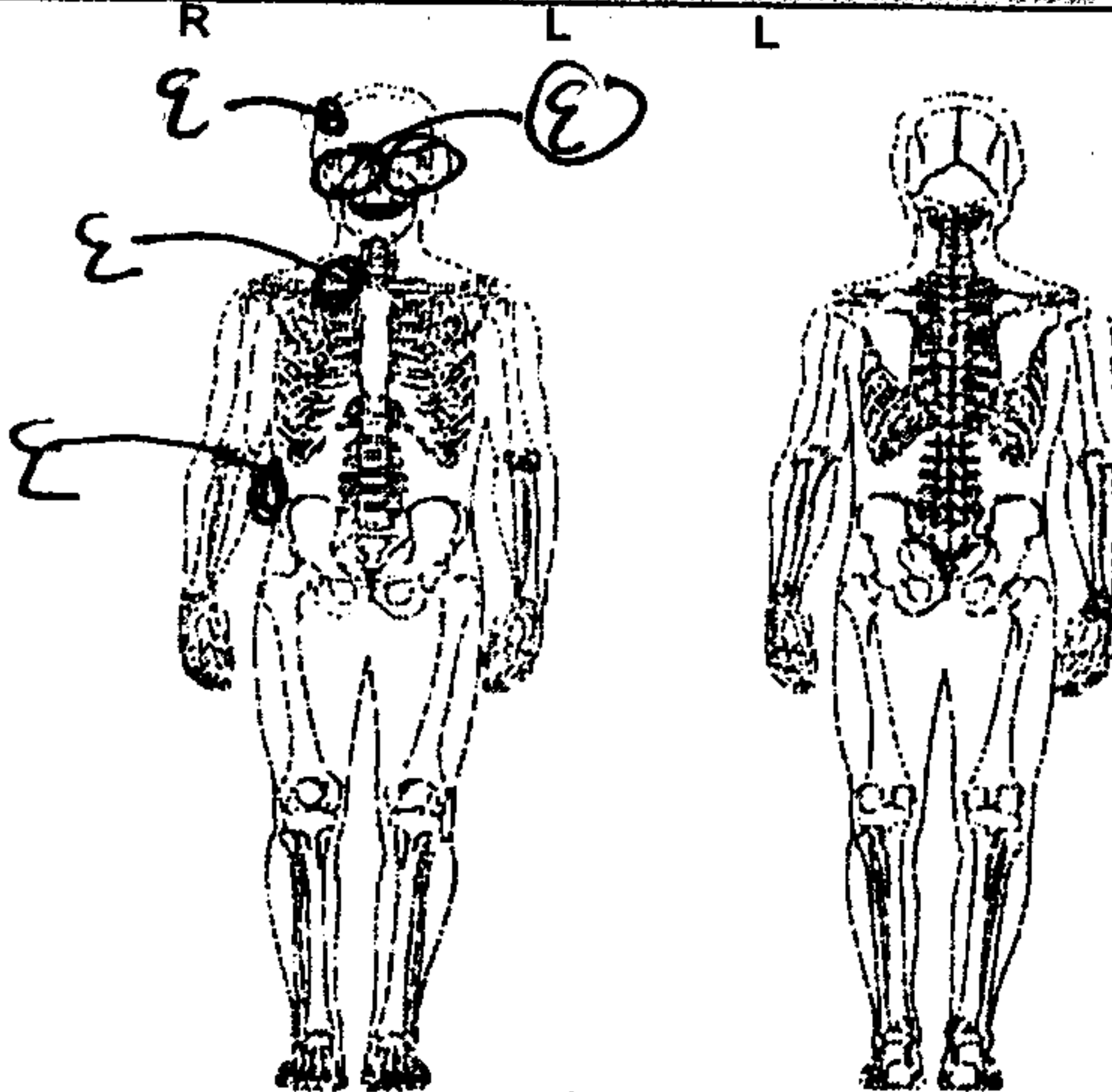
TRIAGE CATEGORY

Immediate Minimal Delayed Expectant

HISTORY & PHYSICAL

INJURY DESCRIPTION

- (AB)rasion (AMP)utation (AV)ulsion (BL)eeding (B)um %TBSA (C)repitus (D)eformity (DG)Degloving (E)chymosis (FX)Fracture (F)oreign Body (GSW)Gun Shot Wound (H)ematoma (LAC)eration (PW)Puncture Wound (SS)Seatbelt Sign



HISTORY AND PRESENTING ILLNESS: S/P Assault

Pulses Present: S= Strong W= Weak D= Doppler A= Absent

MECHANISM OF INJURY

- Assault/Fight Biological Blast/Explosion Blunt Trauma Bomb Building Collapse Burn Chemical Crush Drowning Fall Flying Debris Grenade GSW/Bullet Helo Crash Hot Obj/Liquid IED Knife/Edge Landmine Machinery Mortar Multi-frag MVC Plane Crash Rad/Nuclear Single Frag UXO Other

CARE DONE PRIOR TO ARRIVAL

Pre-hospital Airway: No Pre-hosp. Tourniquet: No Pre-hosp. Chest Tube: No Temp Control Measure: No Intraosseous Access: No

HISTORY & PHYSICAL

Head & Neck: Mult contusion to scalp/zygomas. cont. off mandibular symphysis & nasal bridge

Chest: Traumatic CTAB

Abdomen: RUQ/LLQ tenderness, distention

Pelvis: Stable

Upper Extremities: Traumatic

Lower extremities: Traumatic

Neuro: GCS: 15 E4/14 M 6/16 V 5/5 Motor Deficit: None

C-Spine Tender: No

Skin: Burn: 1st 2nd 3rd %TBSA

Vision: Pupils: Brisk Sluggish NR Hand Motion

Light Perception: No Light Perception

INITIAL PROCEDURES / DIAGNOSTICS

C-Collar Airway (oral/ nasal) Chest tube Needle decompression Pericardiocentesis

Rectal Exam: FAST

Tone Gross Blood +/- Prostate GYN

Closed Reduction Splint Tourniquet

Closed reduction Splint Tourniquet

HYPO/HYPEROTHERMIA CONTROL MEASURES

Beginning Temp Ending Temp Temperature Control Procedure

CBC CHEMISTRY 7 LFT URINALYSIS ALLERGIES

LABORATORY: PT/INR/PTT

ABG: FIO2: pH: pCO2: pO2: HCO3: Sat: BE:

MEDICATIONS: DT Abx Versed Morphine Fentanyl Other

IV FLUIDS/BLOOD PRODUCTS: Crystalloids Colloids PRBC's FFP Whole Bld Cryo PLT's

Patient NAME/ID: Last: TW 866 First: DATE: (dd,mm,yy)

SSN/ID: 300 00 2220 DOB/AGE: FOUQ ACLU DDII CID ROIS 41687

	10:04:05 PM	tachycardia, hypotension with increased pressor requirement. Labs reflect worsened acidosis, HCO3 17 AG 15 BE -15, renal failure. Resuscitation appears adequate for cell products H/H 11.9/35.3 plts 94, aggressively volume expanding with crystalloid. Other ddx concerns include adrenal insufficiency (s/p nephrectomy), cardiac (neg TEE at bedside), sepsis. Will tx presumptively for adrenal insuf with hydrocortisone, cover for abdominal organisms with meropenem/single dose amikacin. Short term prognosis grim. (b)(6)
(b)(6)	6/24/2007 8:23:11 AM	S: POD#1. Pt still intubated and GCS 3 at this time. Sedation off. Still requiring a large amount of pressor, tachycardic, and hypotensive. Pulse rate has decreased from last PM. No fever. WBC normal from last labs. No explanation in abdomen for hypotension. O: Vital signs noted on nursing chart. Lungs - intubated. Left chest tube with small air leak. Heart - Tachy. Abdomen - soft, ND. No signs of compartment syndrome. Ext - edema to bil upper and lower ext. Pulses intact. A: S/P GSW of Blast injury, S/P SB and Colon resection with reanastomosis, S/P right chest tube, S/P GSW to head, Hypotension, Tachycardia, Pressor dependent. P: Most likely patient is in neurogenic shock secondary to head injury and internal carotid transection. Cont to stabilize. May repeat CT scan of head to see if he is developing ischemia to the right hemisphere or possible herniation. Abdomen is stable. G-Tube to drainage for now.
(b)(6)	6/24/2007 9:06:49 AM	ICU NOTE: ICU D#2/POD#1. 24 HOUR EVENTS - Pt. s/p repeat ex-lap with small and large bowel reanastomoses. No soilage/bleeding. Yesterday, progressive tachycardia, hypotension requiring high-dose, multiple vasopressor support overnight despite volume resusc, broad spectrum abx. Added hydrocortisone for stress support / post L adrenal gland. (Neuro) - GCS 3T Fentanyl/versed - need to wake up and assess. S/p R carotid transection and large R stroke - concern for elevated ICP/possible herniation/midline shift. Will cont. supportive care, assess for brain function. Suspect neurogenic shock. Repeat CT today. (CV) - P 120 (120-170) BP 100/65 (80-110/39-57) Neo 200mcg, Levophed off. TEE yesterday (no TTE windows) without pericardial effusion. (Pulm) - bilateral crackles base. PCXR - no acute changes. L CT at apex. 7.25/30/210/-14/100% on SIMV 15/700/5/10/100%. Wean O2 - improved oxygenation. Follow. (GI)-s/p exlap LFTs stable. Amy 667. Pull NGT. Feeds to start tomorrow if +BS. (H/coag) - Hct 32.4 Plt 104 INR 2.0. No evid bleeding. FFP for line placement. (ID)-Tc 100.3 Tm 101.3 (2100 hrs) - changed to meropenem overnight. Given 1 dose amikacin by cross cover. zosyn d/cd. Cont. broad abx. (Endo)-covered for possible adrenal insuff. Cont. HC 100mg q8 hrs. Add sliding scale insulin coverage. Glu 141 (R/F/Electrolytes) - UOP 35-125 Na 149 K 4.5 CL 120 HCO3 15 BUN 28 Cr increased to 2.4. Concern for developing central DI. add free water. BE still poor and continue volume for met acidosis due to possible sepsis, renal failure and severe injuries. (T/L/Proph) - G-tube, ETT, foley, R fem aline D#2, L fem TLC D#2. Change TLC today. Cont. protonix. Add lovenox in 24-48 hrs given stroke. (b)(6)
(b)(6)	6/25/2007 8:07:19 AM	ICU NOTE: 24 HOUR EVENTS - yesterday, patient taken off of all sedation and analgesic medications. Despite this, he has remained entirely unresponsive to all stimuli. Repeat CT head performed showing increased edema of the R hemisphere consistent with evolving CVA. There is 1 cm midline shift with effacement of the sulci on the right. He was treated with mannitol load and serial doses without change in his mental status. Additionally, he is leaking CSF from his R ear. This AM, he is unresponsive, GCS 2T. Pupils are fixed and dilated. He is not overbreathing the vent. His metabolic acidosis, hypotension and tachycardia have improved and he has been off of vasopressors for 24 hours. The patients status was presented and discussed on multidisciplinary rounds and all physicians were in agreement that further care was futile. Plan is to change plan of care to comfort measures. (b)(6)
	6/25/2007 1:11:12 PM	Death note: withdrawal of care and comfort of care was started this am. Pt was asystole and had no spontaneous breaths at 12:48 PM on 2 Jun 07. Pt was pronounced dead at that time. (b)(6)

FOUO

ACLU DDII CID ROIS 41688

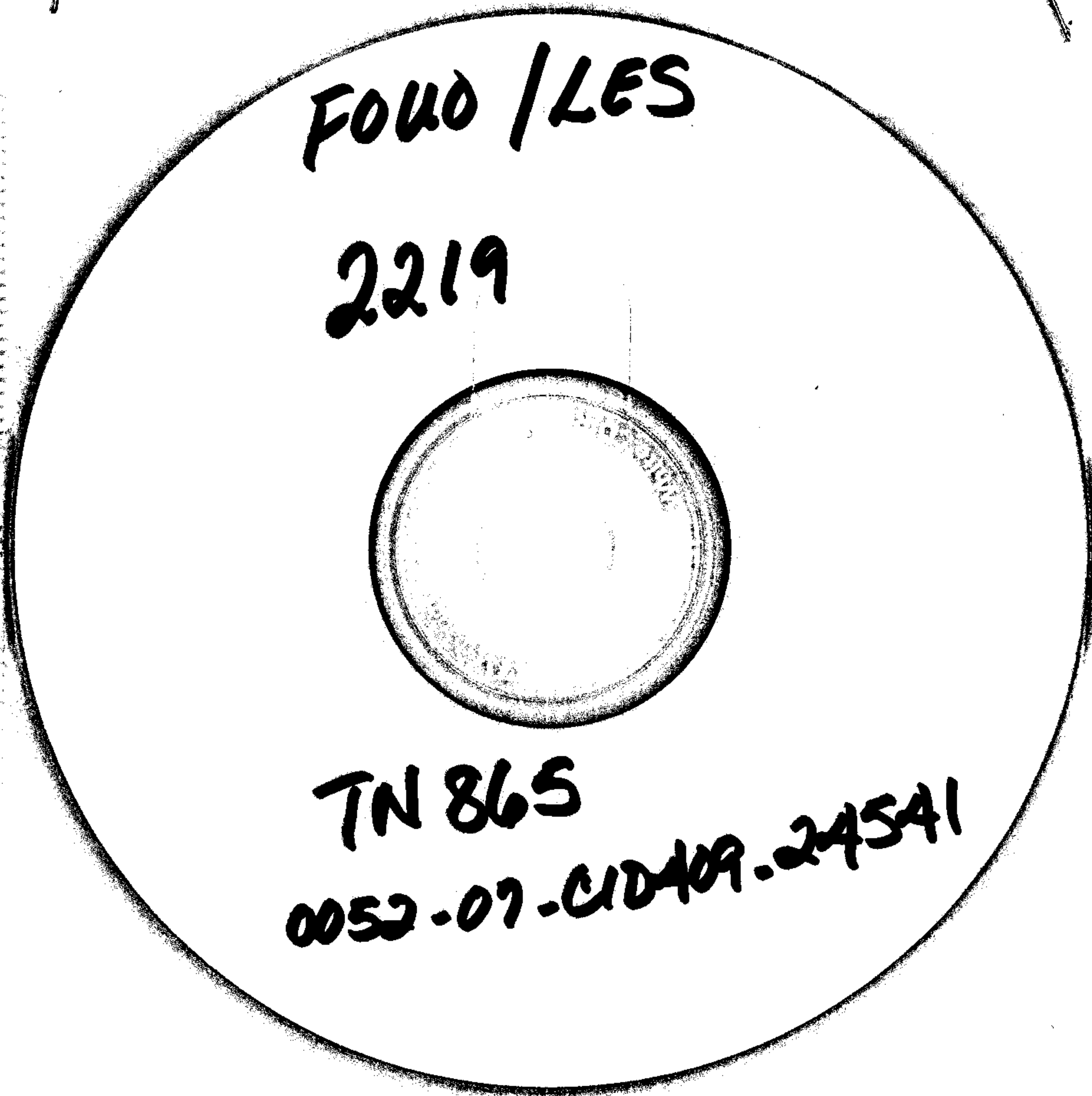
EXHIBIT 98

Page(s) 000650
referred to:

CDR USAMEDCOM
ATTN: FOIA OFFICE, STOP 76
1216 STANLEY RD 2D FL
FT. SAM HOUSTON, TX 78234-5049

ACLU DDII CID ROIS 41721

0052-07-CID409-24541



FOUO

ACLU DDII CID ROIS 41722
LAW ENFORCEMENT SENSITIVE

EXHIBIT 98

000650

EXHIBITS 102 THRU 104

Page(s) 000658 thru 000668
referred to:

CDR USAMEDCOM
ATTN: FOIA OFFICE, STOP 76
1216 STANLEY RD 2D FL
FT. SAM HOUSTON, TX 78234-5049

ACLU DDII CID ROIS 41730



ARMED FORCES INSTITUTE OF PATHOLOGY
Office of the Armed Forces Medical Examiner
1413 Research Blvd., Bldg. 102
Rockville, MD 20850



(b)(6)

FINAL AUTOPSY REPORT

Name: BTB Salih, Khatab Aswad
Detainee Number: 0-2207
Date of Birth: Unknown
Date of Death: 25 June 2007
Date/Time of Autopsy: 01 July 2007@1300 hrs
Date of Report: 31 July 2007

Autopsy No.: ME (b)(6)
AFIP No. (b)(6)
Rank: Civilian
Place of Death: Iraq
Place of Autopsy: Port Mortuary, Dover AFB,
Dover, DE

Circumstances of Death: This Iraqi civilian was reportedly shot multiple times by US Army soldiers on 23 June 2007. He was transported to the 506th Expeditionary Medical Squadron where he underwent surgery for gunshot wounds. He was transferred to the 399th Combat Support Hospital for further treatment, where he died on 25 June 2007.

Authorization for Autopsy: Armed Forces Medical Examiner, per 10 U.S. Code 1471

Identification: Presumptive identification is established by examination of paperwork in the case file. Post-mortem fingerprints and a specimen suitable for DNA analysis are obtained.

CAUSE OF DEATH: Multiple Gunshot Wounds

MANNER OF DEATH: Homicide

FOUO

FOR OFFICIAL USE ONLY and may be exempt from mandatory disclosure under FOIA. DoD 5400.7R, "DoD Freedom of Information Act Program", DoD Directive 5230.9, "Clearance of DoD Information for Public Release", and DoD Instruction 5230.29, "Security and Policy Review of DoD Information for Public Release" apply.

LAW ENFORCEMENT SENSITIVE

EXHIBIT 102

EXTERNAL EXAMINATION

The body is that of a well-developed, well-nourished unclad male. The body weighs 213 pounds and is 70 inches in length. The body is cold. Rigor is absent. Lividity is present and fixed on the anterior and posterior surface of the body, except in areas exposed to pressure.

The head is normocephalic, and the scalp hair is 1 inch in length, straight and black. Facial hair consists of moustache and beard. The irides are brown. The corneae are cloudy. The conjunctivae are congested. The sclerae are suffused. The external auditory canals, external nares and oral cavity are free of foreign material and abnormal secretions. The nasal skeleton and maxilla are palpably intact. The lips are without evident injury. The teeth are natural and in good condition. Examination of the neck reveals no evidence of injury.

The chest is unremarkable. No evidence of injury of the ribs or the sternum is evident externally. The abdomen is soft and slightly protuberant. Healed surgical scars are not noted. The external genitalia are those of a normal adult circumcised male. The anus is without note.

The distal phalanx of the left 3rd digit is absent. The fingernails are intact. There is edema of the upper extremities. There is skin slippage of the upper and lower extremities. There are multiple bullae on the lower extremities, ranging in size from 1/2-inch to 1 1/2-inches. There are a few healed scars on the shins. Tattoos are not noted.

CLOTHING AND PERSONAL EFFECTS

- No clothing or personal effects are received with the body

MEDICAL INTERVENTION

- Triple lumen intravenous catheter with overlying dressing, left subclavian region
- Intraosseous catheter puncture site, sternum
- Chest tube (left sixth intercostal space), with a 2-inch sutured incision
- Vertical incision, 12 1/2 x 1 1/2-inches, extending from the midchest to the mid-abdomen
- Wrapping, gauze, and armboard, right arm and forearm
- Wrapping and gauze, left arm and forearm
- Gauze dressing on the left side of the abdomen
- Intravenous catheter in the right femoral region
- Foley catheter with attached collection bag
- Multiple surgical clips noted in the head, torso, and extremities
- Debrided wound on the right shoulder, 2 1/2 x 2-inches
- Surgical absence of the left kidney and re-anastomosis of the descending colon

FOUO - For Official Use Only

Law Enforcement Sensitive
FOR OFFICIAL USE ONLY

ACLU DDII CID ROIS 41732

EXHIBIT 102

000659

2009

RADIOGRAPHS

A complete set of post-mortem radiographs is obtained and demonstrates the medical intervention as described above. Please see "Evidence of Injury" for further radiologic findings.

EVIDENCE OF INJURY

The ordering of the following injuries is for descriptive purposes only, and is not intended to imply order of infliction or relative severity. All wound pathways are given relative to standard anatomic position.

I. Multiple (5) Gunshot Wounds:**A. Superficial perforating gunshot wound of the head:**

On the right cheek is a 3/4 x 5/16-inch gunshot entrance wound with a 1/16-1/8-inch inferior-medial marginal abrasion. The center of the wound is located 5 1/2-inches below the top of the head and 2 1/2-inches right of the anterior midline. There is no gunpowder stippling or soot deposition on the surrounding skin. The bullet injures skin and subcutaneous tissue. There is a 1 1/4 x 1/4-inch gunshot exit wound on the right side of the face, the center of which is located 4 1/2-inches below the top of the head and 4 1/2-inches right of the anterior midline. No bullet or bullet fragments are recovered. The direction of the wound path is front to back, left to right, and upwards. Associated injuries include a 3/4 x 1/16-inch graze gunshot wound on the helix of the right ear with a 3/16-inch marginal abrasion, located 4-inches below the top of the head and 6 3/4-inches right of the anterior midline, and hemorrhage along the wound path.

B. Gunshot wound of the face:

On the left cheek is a 1/8-inch in diameter circular gunshot entrance wound with a 1/8-inch circumferential marginal abrasion, located 5-inches below the top of the head and 2 3/4-inches left of the anterior midline. There is no gunpowder stippling or soot deposition on the surrounding skin. The bullet injures skin, subcutaneous tissue, left zygoma and left maxilla, soft tissues of the face, sphenoid bone, and the mastoid process of the right temporal bone (fractured). There is a 3/4 x 1/4-inch irregular gunshot exit wound posterior to the right ear with an associated 1 1/2 x 1/4-inch superior abrasion, centered 5 1/2-inches below the top of the head, and 4-inches right of the posterior midline. No bullet or bullet fragments are recovered. The direction of the wound path is front to back, left to right, and downward. Associated injuries include right parietal subdural hemorrhage (approximately 2 ml), contusion of the right parietal/temporal lobe, subarachnoid hemorrhage of both parietal lobes, the right temporal lobe, and right cerebellum, fracture of the right temporal bone of the calvarium, fractures of the right middle and posterior cranial fossae, and hemorrhage of the right temporalis muscle.

FOUO - For Official Use Only
Law Enforcement Sensitive

ACLU DDII CID ROIS 41733

EXHIBIT 000660/02

C. Gunshot wound of the back:

On the lower left back is a 3/16-inch circular gunshot entrance wound with a 1/16-inch circumferential marginal abrasion, located 30 1/2-inches below the top of the head and 2 1/2-inches left of the posterior midline. There is no gunpowder stippling or soot deposition on the surrounding skin. The bullet injures skin, subcutaneous tissue, left psoas muscle, descending colon (surgically re-anastomosed), small bowel (re-anastomosed on 23 June 2007 per operative note), and abdominal wall. The left kidney and left adrenal gland are surgically absent and cannot be evaluated for injury. There are three gunshot exit wounds on the upper left side of the abdomen. The superior wound is 1/4-inch in diameter, and is located 23 3/4-inches below the top of the head and 2 1/4-inches left of the anterior midline. The middle wound is 7/16-inch in diameter, and is located 25 1/4-inches below the top of the head and 2 1/2-inches left of the anterior midline. The inferior wound is 3/16-inch in diameter, and is located 25 3/4-inches below the top of the head and 2 1/2-inches left of the anterior midline. A metal fragment is recovered from the subcutaneous tissue underneath the middle exit wound. The direction of the wound path is back to front and upward, with no significant left/right deviation. Associated injury includes hemorrhage along the wound path.

D. Gunshot wound of the right arm:

On the anterior right arm is a 1/2 x 1/4-inch oval gunshot entrance wound with a 1 x 1/4-inch superior and lateral marginal abrasion, centered 8-inches below the top of the shoulder and 1/2-inch left of the anterior midline of the arm. There is no soot deposition or gunpowder stippling on the surrounding skin. The bullet injures skin, soft tissue, and the right humerus (fractured). There is a 3 1/4 x 1 3/4-inch gunshot exit wound on the posterior right arm, centered 6 1/2-inches below the top of the shoulder and 3-inches right of the posterior midline of the arm. No bullet or bullet fragments are recovered. The direction of the wound path is front to back, left to right, and upward (with the upper extremity in anatomic position). Associated injury includes hemorrhage along the wound path.

E. Gunshot wound of the left arm:

On the posterior left arm is a 3/16-inch in diameter gunshot entrance wound located 10 1/2-inches below the top of the shoulder and 2 1/2-inches left of the posterior midline of the arm. There is no soot deposition or gunpowder stippling on the surrounding skin. The bullet injures skin and soft tissue. There is a 2 3/4 x 1 1/4-inch gunshot exit wound on the medial aspect of the left elbow, centered 14-inches below the top of the shoulder and 2 1/2-inches right of the posterior midline of the arm. No bullet or bullet fragments are recovered. The direction of the wound path is back to front, left to right, and downward (with the upper extremity in anatomic position). Associated injury includes hemorrhage along the wound path.

II. **Additional Injuries:** There is a 2 1/2 x 2-inch debrided wound on the right shoulder. There is a 1/4 x 1/2-inch abrasion on the right knee. There is a 1/2-inch abrasion on the anterior right leg.

FOUO - For Official Use Only

**Law Enforcement Sensitive
FOR OFFICIAL USE ONLY**

ACLU DDII CID ROIS 41734

EXHIBIT 102
000661

449

AUTOPSY REPORT ME (b)(6)
BTB SALIH, Khatab Aswad

5

INTERNAL EXAMINATION

BODY CAVITIES:

The body is opened by the usual thoraco-abdominal incision and the chest plate is removed. The ribs, sternum, and vertebral bodies are visibly and palpably intact. There is 50 ml of serosanguinous fluid in the right pleural cavity. There is 50 ml of serosanguinous fluid in the peritoneal cavity. There are bilateral posterior pleural adhesions. All body organs are present in normal anatomical position. The subcutaneous fat layer of the abdominal wall is 1 inch thick.

HEAD AND CENTRAL NERVOUS SYSTEM:

See "Evidence of Injury". The scalp is reflected. The calvarium of the skull is removed. The dura mater and falx cerebri are intact. There is no epidural hemorrhage present. The leptomeninges are thin and delicate. The cerebral hemispheres are symmetrical. The structures at the base of the brain, including cranial nerves and blood vessels are intact. The brain weighs 1480 grams. Coronal sections through the cerebral hemispheres reveal no non-traumatic lesions. Transverse sections through the brain stem and cerebellum are unremarkable. The atlanto-occipital joint is stable.

NECK:

The anterior strap muscles of the neck are homogenous and red-brown, without hemorrhage. The thyroid cartilage and hyoid bone are intact. The larynx is lined by intact white mucosa. The tongue is free of bite marks, hemorrhage, or other injuries. Incision and dissection of the posterior neck demonstrates no deep paracervical muscular injury and no cervical spine fractures.

CARDIOVASCULAR SYSTEM:

The 390 gram heart is contained in an intact pericardial sac. The epicardial surface is smooth, with minimal fat investment. The coronary arteries are present in a normal distribution, with a right-dominant pattern. Cross sections of the vessels show no significant atherosclerosis. The myocardium is homogenous, red-brown, and firm. The endocardium is smooth and glistening. The aorta gives rise to three intact and patent arch vessels. The renal and mesenteric vessels are unremarkable.

RESPIRATORY SYSTEM:

The upper airway is clear of debris and foreign material: the mucosal surfaces are smooth, yellow-tan and unremarkable. The pulmonary parenchyma is diffusely congested and edematous, exuding moderate to large amounts of blood and frothy fluid; no focal lesions are noted. The pulmonary arteries are normally developed, patent and without thrombus or embolus. The right lung weighs 980 grams; the left 850 grams.

FOUO - For Official Use Only

Law Enforcement Sensitive
FOR OFFICIAL USE ONLY

ACLU DDII CID ROIS 41735

EXHIBIT

000662 102
5 5/21

AUTOPSY REPORT ME (b)(6)
BTB SALIH, Khatab Aswad

HEPATOBIILIARY SYSTEM:

The 1670 gram liver has an intact smooth capsule covering dark red-brown, moderately congested parenchyma with no focal lesions noted. The gallbladder contains 10 ml of green-brown, mucoid bile; the mucosa is velvety and unremarkable. The extrahepatic biliary tree is patent, without evidence of calculi.

GASTROINTESTINAL SYSTEM:

See "Evidence of Injury". The esophagus is lined by gray-white, smooth mucosa. The gastric mucosa is arranged in the usual rugal folds and the lumen contains 30 ml of tan fluid. No non-traumatic lesions of the small bowel and colon are identified. The pancreas has a normal pink-tan lobulated appearance and the ducts are clear. The appendix is present.

GENITOURINARY SYSTEM:

See "Evidence of Injury". The right kidney weighs 180 grams; the left kidney is absent. The renal capsule is smooth and thin, semi-transparent and stripped with ease from the underlying smooth, red-brown cortical surface. The cortex is sharply delineated from the medullary pyramids, which are red-purple to tan and unremarkable. The calyx, pelvis and ureter are unremarkable. White bladder mucosa overlies an intact bladder wall. The bladder contains approximately 20 ml of clear, yellow/dark urine. The testes, prostate gland and seminal vesicles are without note.

LYMPHORETICULAR SYSTEM:

The 210 gram spleen has a smooth, intact capsule covering red-purple, moderately firm parenchyma; and the lymphoid follicles are unremarkable. Lymph nodes in the hilar, periaortic and iliac regions are not enlarged.

ENDOCRINE SYSTEM:

See "Evidence of Injury". The thyroid gland is symmetric and red-brown, without cystic or nodular change. The right adrenal gland is symmetric, with bright yellow cortices and red-brown medullae. The left adrenal gland is absent. No masses or areas of hemorrhage are identified.

MUSCULOSKELETAL SYSTEM:

See "Evidence of Injury". No non-traumatic abnormalities of muscle or bone are identified.

FOUO - For Official Use Only

**Law Enforcement Sensitive
FOR OFFICIAL USE ONLY**

ACLU DDII CID ROIS 41736

EXHIBIT 102

000663

689

ADDITIONAL PROCEDURES

1. Documentary photographs are taken by OAFME staff photographers.
2. Specimens retained for toxicology testing and/or DNA identification are: vitreous fluid, blood, urine, spleen, brain, bile, gastric contents, psoas muscle, heart, lung, liver, kidney, and adipose tissue.
3. The dissected organs are forwarded with the body.
4. Trace evidence is collected and retained by (b)(6),(b)(7)(C)
5. Incisions of the posterior torso and posterior upper and lower extremities demonstrate no evidence of injury.

MICROSCOPIC EXAMINATION

Selected portions of organs are retained in formalin, without preparation of histology slides.

FOUO - For Official Use Only

**Law Enforcement Sensitive
FOR OFFICIAL USE ONLY**

ACLU DDII CID ROIS 41737

EXHIBIT 102
7/29

FINAL AUTOPSY DIAGNOSES:

- I. Multiple (5) gunshot wounds:**
- A. Superficial perforating gunshot wound of the head:**
- 1. Entrance: Right cheek; no soot or gunpowder stippling on the skin**
 - 2. Injury: Skin and subcutaneous tissue**
 - 3. Exit: Right side of the face**
 - 4. Recovered: No bullet or bullet fragments**
 - 5. Wound path: Front to back, left to right, and upward**
 - 6. Associated injuries: Graze gunshot wound of the right ear and hemorrhage along the wound path**
- B. Gunshot wound of the head:**
- 1. Entrance: Left cheek; no soot or gunpowder stippling on the skin**
 - 2. Injury: Skin, soft tissue, left zygoma and maxilla, sphenoid bone, and right mastoid process**
 - 3. Exit: Posterior to the right ear**
 - 4. Recovered: No bullet or bullet fragments**
 - 5. Wound path: Front to back, left to right, and downward**
 - 6. Associated injuries: Subdural and subarachnoid hemorrhage, skull fractures, and contusions of the brain**
- C. Gunshot wound of the back:**
- 1. Entrance: Lower left back; no soot or gunpowder stippling on the skin**
 - 2. Injury: Skin, subcutaneous tissue, left psoas muscle, descending colon, small bowel, and abdominal wall (The left kidney and adrenal gland are surgically absent and cannot be evaluated for injury)**
 - 3. Exit wounds (3): Upper left side of the abdomen**
 - 4. Recovered: Metal fragment from the subcutaneous tissue of the left side of the abdomen**
 - 5. Wound path: Back to front and upward, without significant left/right deviation**
 - 6. Associated injury: Hemorrhage along the wound path**
- D. Gunshot wound of the right arm:**
- 1. Entrance: Anterior right arm; no soot or gunpowder stippling on the skin**
 - 2. Injury: Skin, soft tissue, and right humerus**
 - 3. Exit: Posterior right arm**
 - 4. Recovered: No bullet or bullet fragments**
 - 5. Wound path: Front to back, left to right, and upwards**
 - 6. Associated injury: Hemorrhage along the wound path**
- E. Gunshot wound of the left arm:**
- 1. Entrance: Posterior left arm; no soot or gunpowder stippling on the skin**
 - 2. Injury: Skin and soft tissue**
 - 3. Exit: Medial left elbow**
 - 4. Recovered: No bullet or bullet fragments**
 - 5. Wound path: Back to front, left to right, and downward**
 - 6. Associated injury: Hemorrhage along the wound path**

FOUO - For Official Use Only

Law Enforcement Sensitive


FOR OFFICIAL USE ONLY

ACLU DDII CID ROIS 41738

EXHIBIT 000065102

8089

DIVISION OF FORENSIC TOXICOLOGY - TOXICOLOGICAL REQUEST FORM

TO: ARMED FORCES INSTITUTE OF PATHOLOGY ATTN: DIVISION OF FORENSIC TOXICOLOGY BUILDING 54 6825 16TH STREET, N.W. WASHINGTON, DC 20306-6000	FORWARD FINAL REPORT TO: Dover AFB Port Mortuary  Incident : OIF Remains/Case #: (b)(6) Recovery/TC #: Process Date: 01 Jul 07 ME # (b)(6)
--	--

NAME OF PATIENT (Last, First, MI)	SOCIAL SECUR.
Salih, Khatab A.	Det # 022-071

DATE OF INCIDENT/ ACCIDENT	TIME AND DATE OF DEATH	AUTOPSY #

MEDICATION HISTORY (Prescribed or administered, in patient's possession, containers found near body, etc.)

NO.	CONTAINER/CONTENTS	SPECIMEN/AMOUNT	NO.	CONTAINER/CONTENTS
1.	Vitamins	5. URINE	9.	KIDNEY
2.	Blood (HEART)	6. LUNG	10.	Adipose
3.	Bile	7. LIVER	11.	Heart
4.	Gastric Contents	8. SPLEEN	12.	Brain

INCIDENT/ACCIDENT DETAILS (Include pertinent information regarding crash site/notes/ or investigation (e.g., What happened))

Detainee GSW

DFT#
(b)(6)

PRINTED NAME OF REQUESTER/TITLE (b)(6)	SIGNATURE (b)(6)	DATE 01 Jun 07	PHONE / ROOM
--	----------------------------	--------------------------	---------------------

CHAIN OF CUSTODY (CO)
Each individual charged with custody of specimens must complete information below for each specimen received.

RECEIVED BY	DATE/TIME	FOR USE OR ANALYSIS
(b)(6) SIGNATURE		
(b)(6) PRINTED NAME		
(b)(6) SIGNATURE		
(b)(6) PRINTED NAME		
(b)(6) SIGNATURE		
(b)(6) PRINTED NAME		
(b)(6) SIGNATURE		
(b)(6) PRINTED NAME		

HAND CARRIED

JUL 03 2007 0700
JUL 03 2007 0700

Received From Courier
TOXICOLOGY TESTING SECURED STORAGE

FOUO

ACLU DDII CID ROIS 41739

LAW ENFORCEMENT SENSITIVE

EXHIBIT 103

CERTIFICATE OF DEATH (OVERSEAS)
Acte de décès (D'Outre-Mer)

NAME OF DECEASED (Last, First, Middle) Nom du décédé (Nom et prénoms) BTB Salih, Khatab, Aswad		GRADE Grade	BRANCH OF SERVICE Arme Civilian	SOCIAL SECURITY NUMBER Numéro de l'Assurance Social DET- 0-2207
ORGANIZATION Organisation		NATION (e.g. United States) Pays Iraq	DATE OF BIRTH Date de naissance	SEX Sexe <input checked="" type="checkbox"/> MALE <input type="checkbox"/> FEMALE
RACE Race		MARITAL STATUS État Civil		RELIGION Culte
<input checked="" type="checkbox"/>	CAUCASOID Caucasique	<input type="checkbox"/>	SINGLE Célibataire	<input type="checkbox"/>
<input type="checkbox"/>	NEGROID Negroïde	<input type="checkbox"/>	MARRIED Marié	<input checked="" type="checkbox"/>
<input type="checkbox"/>	OTHER (Specify) Autre (Spécifier)	<input type="checkbox"/>	WIDOWED Veuf	<input type="checkbox"/>
NAME OF NEXT OF KIN Nom du plus proche parent		RELATIONSHIP TO DECEASED Parenté du décédé avec le sus		
STREET ADDRESS Domicile à (Rue)		CITY OR TOWN OR STATE (Include ZIP Code) Ville (Code postal compris)		

MEDICAL STATEMENT
Déclaration médicale

CAUSE OF DEATH (Enter only one cause per line) Cause du décès (N'indiquer qu'une cause par ligne)		INTERVAL BETWEEN ONSET AND DEATH Intervalle entre l'attaque et le décès
DISEASE OR CONDITION DIRECTLY LEADING TO DEATH Maladie ou condition directement responsable de la mort		Multiple gunshot wounds Days
ANTECEDENT CAUSES Symptômes précurseurs de la mort	MORBID CONDITION, IF ANY, LEADING TO PRIMARY CAUSE Condition morbide, s'il y a lieu, menant à la cause primaire	
	UNDERLYING CAUSE, IF ANY, GIVING RISE TO PRIMARY CAUSE Condition morbide, s'il y a lieu, menant à la cause primaire	
OTHER SIGNIFICANT CONDITIONS Autres conditions significatives		

MODE OF DEATH Condition de décès	AUTOPSY PERFORMED Autopsie effectuée <input checked="" type="checkbox"/> YES Oui <input type="checkbox"/> NO Non	CIRCUMSTANCES SURROUNDING DEATH DUE TO EXTERNAL CAUSES Circonstances de la mort suscitées par des causes extérieures
<input type="checkbox"/> NATURAL Mort naturelle	MAJOR FINDINGS OF AUTOPSY Conclusions principales de l'autopsie	
<input type="checkbox"/> ACCIDENT Mort accidentelle		
<input type="checkbox"/> SUICIDE Suicide	NAME OF PATHOLOGIST Nom du pathologiste (b)(6)	
<input checked="" type="checkbox"/> HOMICIDE Homicide	SIGNATURE (b)(6)	AVIATION ACCIDENT Accident à Avion <input type="checkbox"/> YES Oui <input checked="" type="checkbox"/> NO Non
DATE OF DEATH (day, month, year) Date de décès (le jour, le mois, l'année) 25 June 2007 1248	PLACE OF DEATH Lieu de décès Iraq	

I HAVE VIEWED THE REMAINS OF THE DECEASED AND DEATH OCCURRED AT THE TIME INDICATED AND FROM THE CAUSES AS STATED ABOVE.
J'ai examiné les restes mortels du défunt et je conclus que le décès est survenu à l'heure indiquée et à la suite des causes énumérées ci-dessus.

NAME OF MEDICAL OFFICER Nom du médecin militaire ou du médecin capitaine (b)(6)	TITLE OR DEGREE Titre ou diplôme
GRADE Grade (b)(6)	INSTALLATION OR ADDRESS Installation ou adresse Dover AFB, Dover DE
DATE Date 7/1/2007	SIGNATURE (b)(6)

1 State disease, injury or complication which caused death, but not mode of death.
2 State conditions contributing to the death, but not related to the disease or condition causing death.
1 Préciser la nature de la maladie, de la blessure ou de la complication qui a contribué à la mort, mais pas la manière de mourir, telle qu'un arrêt du coeur, etc.
2 Préciser la condition qui a contribué à la mort, mais n'ayant aucun rapport avec la maladie ou la blessure qui a provoqué la mort.

DD FORM 2064 1 APR 77

REPLACES DA FORM 3565, 1 JAN 72 AND DA FORM 3565-R(PAS), 26 SEP 76, WHICH ARE OBSOLETE.

ACLU DDII CID ROIS 41740

LAW ENFORCEMENT SENSITIVE

EXHIBIT / 04

(REMOVE, REVERSE AND RE-INSERT CARBONS BEFORE COMPLETING THIS SIDE)

DISPOSITION OF REMAINS

DISPOSITION OF REMAINS			
NAME OF MORTICIAN PREPARING REMAINS	GRADE	LICENSE NUMBER AND STATE	OTHER
INSTALLATION OR ADDRESS	DATE	SIGNATURE	
NAME OF CEMETERY OR CREMATORY	LOCATION OF CEMETERY OR CREMATORY		
TYPE OF DISPOSTION		DATE OF DISPOSTION	

REGISTRATION OF VITAL STATISTICS

REGISTRY (Town and Country)	DATE REGISTERED	FILE NUMBER	
		STATE	OTHER
NAME OF FUNERAL DIRECTOR	ADDRESS		
SIGNATURE OF AUTHORIZED INDIVIDUAL			

DD FORM 2064, APR 1977 (BACK)

USAPA V1.00

FOUO

ACLU DDII CID ROIS 41741

LAW ENFORCEMENT SENSITIVE

EXHIBIT 104

000668

2072

EXHIBIT 108

Page(s) 000676 thru 000681
referred to:

CDR USAMEDCOM
ATTN: FOIA OFFICE, STOP 76
1216 STANLEY RD 2D FL
FT. SAM HOUSTON, TX 78234-5049

ACLU DDII CID ROIS 41749

C co. 3/25 CAB (Air Ambulance)
9-Line MEDEVAC Mission Request

TAIL #

(b)(6)
(b)(6)

185 (b)(6)

Time Received 0202		PC/PI (b)(6)		Mission Number (b)(6)	
PTO Name (b)(6)		Crewmembers (b)(6)		Requested By icc	
LINE	ITE	Remark			
1		Pickup Location/Grid Location		LE NE ME LC NC MC LD ND MD LF NF MF 229089 200 meters	
2		Pickup Site Frequency and Call Sign		(b)(6)	
3		Number of Patients by Precedence		<input checked="" type="checkbox"/> A - URGENT <input type="checkbox"/> B - URGENT SURGICAL <input type="checkbox"/> C - PRIORITY <input type="checkbox"/> D - ROUTINE <input type="checkbox"/> E - CONVENIENCE	
4		Special Equipment Required		<input checked="" type="checkbox"/> NONE <input type="checkbox"/> B HOIST <input type="checkbox"/> C EXTRACTION GEAR <input type="checkbox"/> D VENTILATOR Is pt intubated? <input type="checkbox"/> E IV <input type="checkbox"/> F BACKBOARD	
5		Number of Patients by Type		<input checked="" type="checkbox"/> LITTER <input type="checkbox"/> A AMBULATORY	
6		Security of Pickup Site		<input type="checkbox"/> N No Enemy <input type="checkbox"/> E Enemy in the area <input checked="" type="checkbox"/> Possible Enemy contact <input checked="" type="checkbox"/> Escort Required	
7		Method of Marking PZ/LZ		<input type="checkbox"/> A VS-17 PANEL <input type="checkbox"/> B PYROTECHNICS <input type="checkbox"/> C SMOKE <input type="checkbox"/> D NONE <input type="checkbox"/> E OTHER if Rem light	
8		Patient Nationality and Status		<input type="checkbox"/> A US MILITARY <input type="checkbox"/> B US CIVILIAN <input type="checkbox"/> C NON US MILITARY <input checked="" type="checkbox"/> NON US CIVILIAN <input type="checkbox"/> E EPW <input type="checkbox"/> F High Value Target	
9		NBC Contamination		<input type="checkbox"/> N NUCLEAR <input type="checkbox"/> B BIOLOGICAL <input type="checkbox"/> C CHEMICAL None	
Chronological Record of Events, Delays and Other Special Circumstances					
TIME			TIME		
Mission Received		Arrival Field Hospital	0301		
Takeoff	0237	Departure from Hospital			
Landing at PZ/LZ	0245	Arrival at FOB Warrior			
Depart from PZ/LZ	0255	Mission Complete			
Additional Remarks					
FLIGHT TIME					
DAY	Delayed take off Due to				
NIGHT	(b)(6)				
NVG	1.0				
TOTAL	PT WAS NOT AT PZ yet				
Additional escort (b)(6) and (b)(6)					

ACLU DDII CID ROIS 41750
 FOUO - For Official Use Only
 Law Enforcement Sensitive
 EXHIBIT 108
 6/20/2007
 000676
 1466

M DEVAC PATIENT REPORT

MTF DESTINATION: <i>EMEROS</i>	MEDEVAC UNIT: C 3-25 GSAB; FSMT2	DATE/TIME: <i>W 0202-23 Jun 07 A</i>
-----------------------------------	-------------------------------------	---

CALL TIME <i>0202</i>	DISPATCH TIME <i>0237</i>	ARRIVE SCENE <i>0245</i>	DEPART SCENE <i>0255</i>	ARRIVE MTF <i>0301</i>	IN SERVICE
--------------------------	------------------------------	-----------------------------	-----------------------------	---------------------------	------------

Nation <input type="checkbox"/> US <input type="checkbox"/> Host Nation <input checked="" type="checkbox"/> Enemy <input type="checkbox"/> Coalition	Service <input type="checkbox"/> USA <input type="checkbox"/> USMC <input type="checkbox"/> USAF <input type="checkbox"/> USN	<input checked="" type="checkbox"/> Civilian <input type="checkbox"/> Contractor <input type="checkbox"/> EPW <input type="checkbox"/> Other _____	Wounded by: <input type="checkbox"/> US/Coalition <input type="checkbox"/> Enemy <input type="checkbox"/> Civilian <input type="checkbox"/> Accident Other _____
---	--	---	--

Mechanism of Injury:

<input checked="" type="checkbox"/> GSW	<input type="checkbox"/> Stab	<input type="checkbox"/> Burn	<input type="checkbox"/> Heat	Medications <u><i>UNK</i></u>
<input type="checkbox"/> Blunt Trauma	<input type="checkbox"/> Blast	<input type="checkbox"/> Crush	<input type="checkbox"/> Cold	Allergies <u><i>UNK</i></u>
<input type="checkbox"/> Single fragment	<input type="checkbox"/> Vehicle Accident	<input type="checkbox"/> Fall	<input type="checkbox"/> Bite/Sting	
<input type="checkbox"/> Multiple fragments	<input type="checkbox"/> Cardiac	<input type="checkbox"/> Medical	<input type="checkbox"/> Other _____	

Protection:

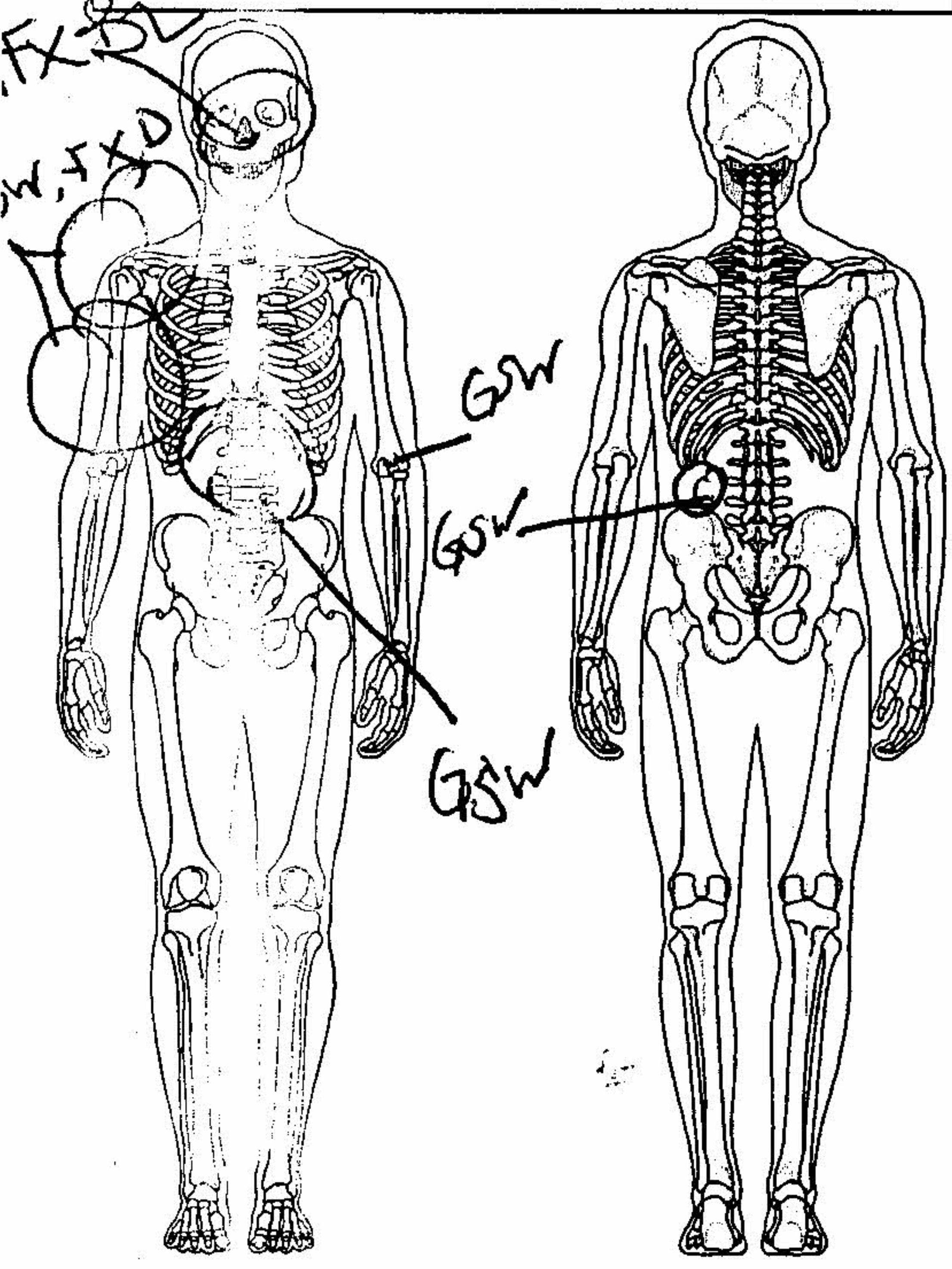
<input type="checkbox"/> UNK	Not Worn	Worn	Struck	Penetrated
HELMET	<input checked="" type="checkbox"/>			
FLAK VEST	<input checked="" type="checkbox"/>			
CERAMIC PLATE	<input checked="" type="checkbox"/>			
EYE PROTECTION	<input checked="" type="checkbox"/>			

GLASGOW COMA SCALE

	Eye Open	Verbal	Motor
1	None	None	None
2	Pain	Unintel	Decerbrate
3	Speech	Nonsense	Decorticate
4	Spont	Confused	Withdrawl
5		A&O	Localizes
6			Follows CMD

Procedures	Time
CPR	
BVM	
ET/ Combitube	
RSI	
Cricothyroidotomy	
Chest Decompression	
Intraosseous	
I.V.	LR/NS/HTS ml
Tourniquet	Time on Time off
Hemostatic Dressing	
Oxygen	LPM

TIME			
Temp			
Pulse			
Resp			
BP			
SpO ₂			
GCS			



MEDICATIONS (NAME, DOSE, TIME, ROUTE)

REPORT Iraqi civilian w/ multiple GSW to (R) upper arm shoulder, dislocation / FX multiple facial trauma w/ FX LLQ ABO evisceratio w/ entrance wound to LL flank area Pt present @ POI w/ patent airway & A&O. Pt. drop off to EMEROS for surgery. Nothing follow.

(b)(6)

- AM Amputation BL Bleeding D Deformity
- AV Avulsion B Burn F Foreign Body
- L Laceration P Puncture FX Fracture
- S Stab Wound GSW Gunshot CT Contusion

CONTINUE ON REVERSE SIDE

Patient Name/Rank: _____	(b)(6)	ROIS 41751
SSN: _____	Provider Level: EMT-B	Unit Phone # (b)(6)
DOB: _____ Unit _____	EXHIBIT 10677 106 246	
<input checked="" type="checkbox"/> Male <input type="checkbox"/> Female FOUO - For Official Use Only		

MEDEVAC PATIENT REPORT

MTF DESTINATION: <u>EMR03</u>	MEDEVAC UNIT: <u>C 3-25 GSAB; FSMT2</u>	DATE/TIME: <u>W 020223 Jun 07 - A</u>
----------------------------------	--	--

CALL TIME <u>0202</u>	DISPATCH TIME <u>0237</u>	ARRIVE SCENE <u>0245</u>	DEPART SCENE <u>0255</u>	ARRIVE MTF <u>0301</u>	IN SERVICE
--------------------------	------------------------------	-----------------------------	-----------------------------	---------------------------	------------

Nation <input type="checkbox"/> US <input type="checkbox"/> Host Nation <input checked="" type="checkbox"/> Enemy <input type="checkbox"/> Coalition	Service <input type="checkbox"/> USA <input type="checkbox"/> USMC <input type="checkbox"/> USAF <input type="checkbox"/> USN	<input checked="" type="checkbox"/> Civilian <input type="checkbox"/> Contractor <input type="checkbox"/> EPW <input type="checkbox"/> Other _____	Wounded by: <input type="checkbox"/> US/Coalition <input type="checkbox"/> Enemy <input type="checkbox"/> Civilian <input type="checkbox"/> Accident	Other _____
---	--	---	---	-------------

Mechanism of Injury:

<input type="checkbox"/> GSW	<input type="checkbox"/> Stab	<input type="checkbox"/> Burn	<input type="checkbox"/> Heat
<input type="checkbox"/> Blunt Trauma	<input type="checkbox"/> Blast	<input type="checkbox"/> Crush	<input type="checkbox"/> Cold
<input type="checkbox"/> Single fragment	<input type="checkbox"/> Vehicle Accident	<input type="checkbox"/> Fall	<input type="checkbox"/> Bite/Sting
<input type="checkbox"/> Multiple fragments	<input type="checkbox"/> Cardiac	<input type="checkbox"/> Medical	<input type="checkbox"/> Other _____

Medications UNK
Allergies UNK

Protection:

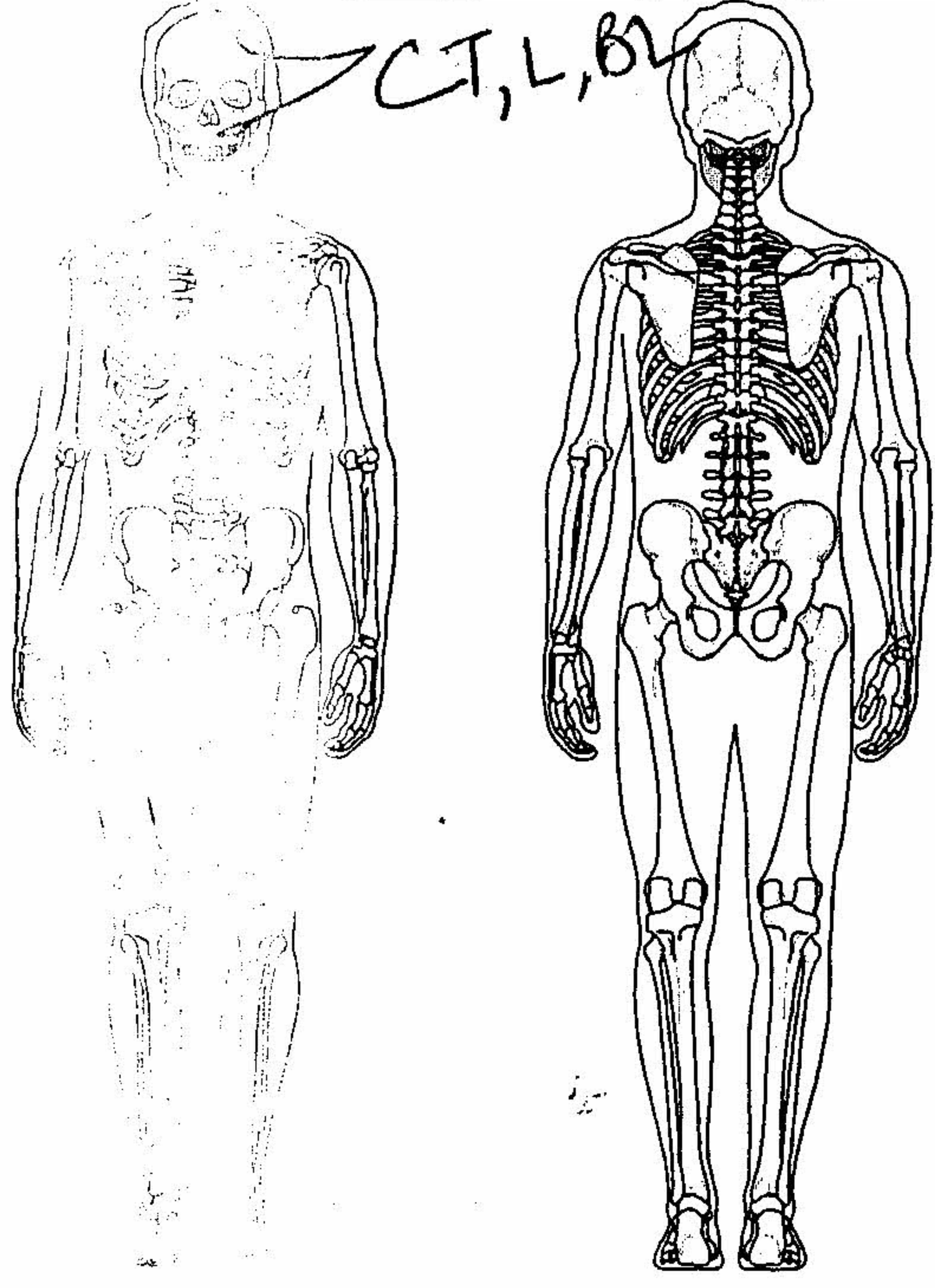
HELMET	UNK	Not Worn	Worn	Struck	Penetrated
FLAK VEST	X				
CEP/ST PLATE	X				
EYE PROTECTION	X				

GLASGOW COMA SCALE

	Eye Open	Verbal	Motor
1	None	None	None
2	Pain	Unintel	Decerbrate
3	Speech	Nonsense	Decorticate
4	Spont	Confused	Withdrawl
5		A&O	Localizes
6			Follows CMD

Procedures	Time
CPR	
BVM	
ET/ Combitube	
RSI	
Cricothyroidotomy	
Chest Decompression	
Intraosseous	
I.V.	LR/NS/HTS ml
Tourniquet	Time on Time off
Hemostatic Dressing	
Oxygen	LPM

TIME	Temp	Pulse	Resp	BP	SpO ₂	GCS



MEDICATIONS (NAME, DOSE, TIME, ROUTE)

REPORT Paqi CIV presented w/ superficial facial laceration @ time of P/O @ ROI sit. of other injuries noted PA. stable & A&O x3 PA transport to EMR03 for eval. - nothing follows -

(b)(6)

- | | | |
|----------------|-------------|----------------|
| AM Amputation | BL Bleeding | D Deformity |
| AV Avulsion | B Burn | F Foreign Body |
| L Laceration | P Puncture | FX Fracture |
| S Subcutaneous | GSW Gunshot | CT Contusion |

CONTINUE ON REVERSE SIDE

Name: _____
 SSN: _____
 Unit: _____
 () Female

(b)(6)
 Provider Level (EMT/B) ROIS 41752
 Unit Phone # (b)(6)

FOUO - For Official Use Only

Law Enforcement Sensitive

EXHIBIT 108

**C co. 3/25 CAB (Air Ambulance)
9-Line MEDEVAC Mission Request**

TAIL # (b)(6)

Time Received 23 0642 JUN 07	PC/PI (b)(6)	Mission Number W230642JUN07-B
RTO Name (b)(6)	Crewmembers (b)(6)	Requested By EMEDS
Pickup Location/Grid Location McHenry Bernstein Suese Qwest EMEDS POI		LE NE ME LC NC MC LD ND MD LF NF MF
Pickup Site Frequency and Call Sign		PAX 788
Number of Patients by Precedence	<input checked="" type="checkbox"/> A - URGENT	
	<input type="checkbox"/> B - URGENT SURGICAL	
	<input checked="" type="checkbox"/> C - PRIORITY	
	<input type="checkbox"/> D - ROUTINE	
	<input type="checkbox"/> E - CONVENIENCE	
Special Equipment Required	A NONE	<input checked="" type="checkbox"/> D VENTILATOR Is pt intubated?
	B HOIST	<input type="checkbox"/> E IV
	C EXTRACTION GEAR	<input type="checkbox"/> F BACKBOARD <i>monitor</i>
Number of Patients by Type	<input checked="" type="checkbox"/> L LITTER	<input type="checkbox"/> A AMBULATORY
	2	
Security of Pickup Site	<input checked="" type="checkbox"/> N No Enemy	<input checked="" type="checkbox"/> X Escort Required
	<input type="checkbox"/> E Enemy in the area	
	<input type="checkbox"/> P Possible Enemy contact	
Method of Marking PZ/LZ	A VS-17 PANEL	<input checked="" type="checkbox"/> D NONE
	B PYROTECHNICS	<input type="checkbox"/> E OTHER
	C SMOKE	
Patient Nationality and Status	A US MILITARY	<input checked="" type="checkbox"/> D NON US CIVILIAN
	B US CIVILIAN	<input type="checkbox"/> E EPW
	C NON US MILITARY	<input type="checkbox"/> F High Value Target
NBC Contamination	N NUCLEAR	<input checked="" type="checkbox"/> None
	B BIOLOGICAL	
	C CHEMICAL	
Chronological Record of Events, Delays and Other Special Circumstances		
	TIME	TIME
Received	0642	Arrival Field Hospital 0752
	0657	Departure from Hospital 0855
at PZ/LZ	0659	Arrival at FOB Warrior 0924
om PZ/LZ	0727	Mission Complete 0940
Additional Remarks		
IT TIME	1 Mohamed - kidney bruise - Priority -	
	Name 0027 GSW Ab, Open, ab wound GSW both	
	2 Guards	

ACLU DDII CID ROIS 41753

FOUO - For Official Use Only

Law Enforcement Sensitive

EXHIBIT 106
000679
4/1/07

DEVAC PATIENT REPORT

DESTINATION: SPKR MEDEVAC UNIT: C 3-25 GSAB; FSMT2 DATE/TIME: W-230642 Jun 07-08

TIME: 0648 DISPATCH TIME: 0657 ARRIVE SCENE: 0659 DEPART SCENE: 0724 ARRIVE MTF: 0752 IN SERVICE: _____

Service
 USA Civilian
 USMC Contractor
 USAF EPW
 USN Other _____

Wounded by:
 US/Coalition Other _____
 Enemy
 Civilian UNK
 Accident

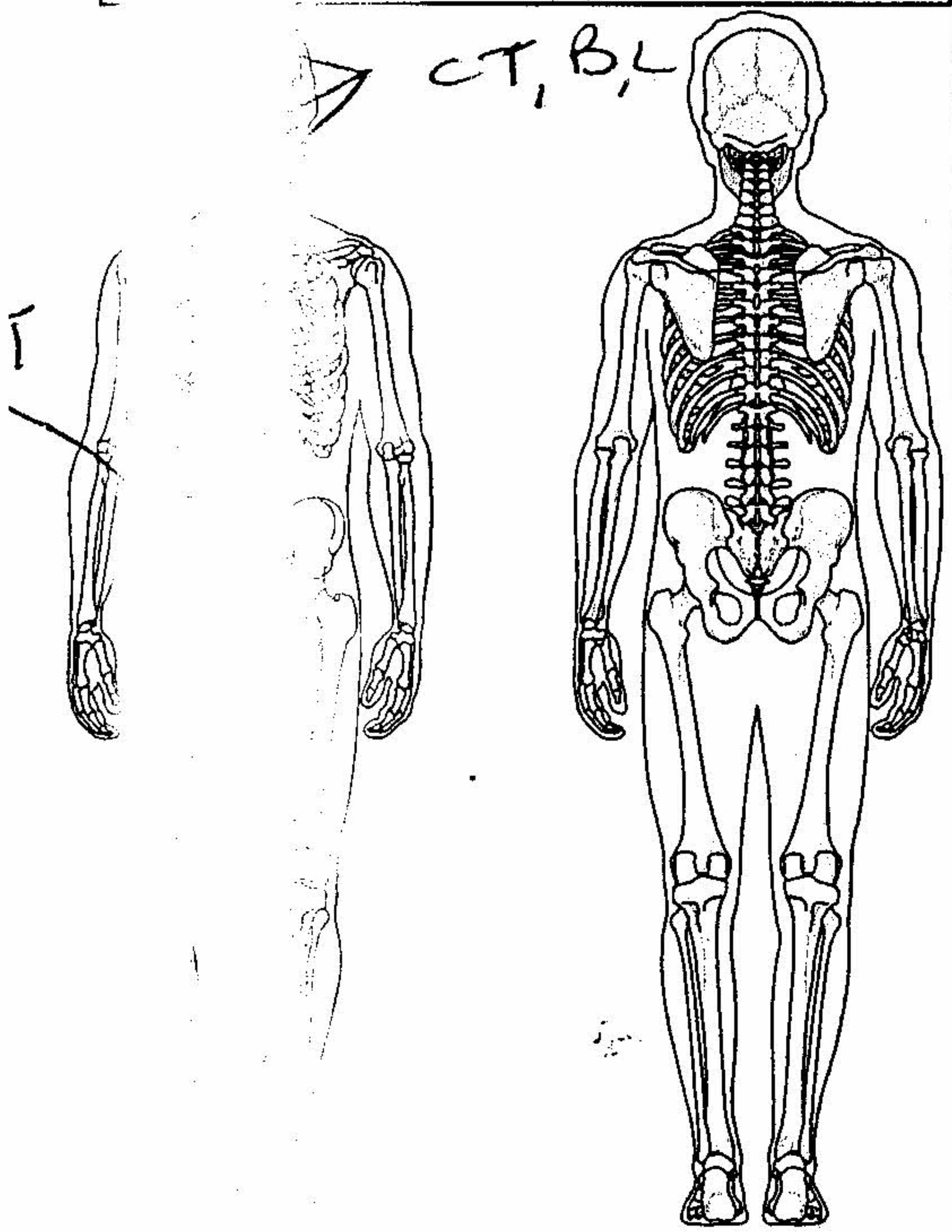
Mechanism of Injury:
 Stab Burn Heat Medications UNK
 Blast Trauma Blast Crush Cold
 Single fragment Vehicle Accident Fall Bite/Sting Allergies UNK
 Multiple fragments Cardiac Medical Other _____

Condition	Not Worn	Worn	Struck	Penetrated
UNK				
ST	X			
PLATE	X			
TECTION	X			

GLASGOW COMA SCALE			
	Eye Open	Verbal	Motor
1	None	None	None
2	Pain	Unintel	Decerbrate
3	Speech	Nonsense	Decorticate
4	Spont	Confused	Withdrawl
5		A&O	Localizes
6			Follows CMD

Procedures	Time
CPR	
BVM	
ET/ Combitube	
RSI	
Cricothyroidotomy	
Chest Decompression	
Intraosseous	
I.V. <u>RAC</u>	LR/NS/HTS ml <u>1000</u>
Tourniquet	Time on _____ Time off _____
Hemostatic Dressing	
Oxygen <u>N/C</u>	LPM <u>10</u>

TIME			
Temp			
Pulse			
Resp			
BP			
SpO2			
GCS			



MEDICATIONS (NAME, DOSE, TIME, ROUTE)

REPORT 60 y/o Iraq, ♂ who was beaten up prior to 3/0 @ 0230. Pt presented w/ multiple facial laceration (+) hematuria w/ ↓ urine output. Pt (+) (R) upper lobe infection (+) TB suspect. Pt transport to EMEDS → SPKR → CTROPPER. Issues in flight. Pt stable & sedated.

AM / AV / L / S
 BL Bleeding D Deformity
 B Burn F Foreign Body
 P Puncture FX Fracture
 GSW Gunshot CT Contusion

(b)(6) _____
 (b)(6) _____

CONTINUE ON REVERSE SIDE

Patient Name/Rank: _____ Unit: _____ Provider Level: EMT-B ID: 41754
 Unit Phone #: _____ (b)(6) **EXHIBIT 106**
 000680 946

ML JEVAC PATIENT REPORT

MT **ORIGIN:** S&KR **MEDEVAC UNIT:** C 3-25 GSAB; FSMT2 **DATE/TIME:** W 23 Oct 2007 07:07-8

CALL TIME: 0712 **DISPATCH TIME:** 0657 **ARRIVE SCENE:** 0659 **DEPART SCENE:** 0724 **ARRIVE MTF:** 0752 **IN SERVICE:**

Name: _____ **Service:** USA USMC USAF USN Civilian Contractor EPW Other _____

Wounded by: US/Coalition Enemy Civilian Accident Other _____

Mechanism of Injury: Blast Trauma Vehicle Accident Stab Burn Heat Cold Bite/Sting Other _____

Medications: UNK **Allergies:** UNK

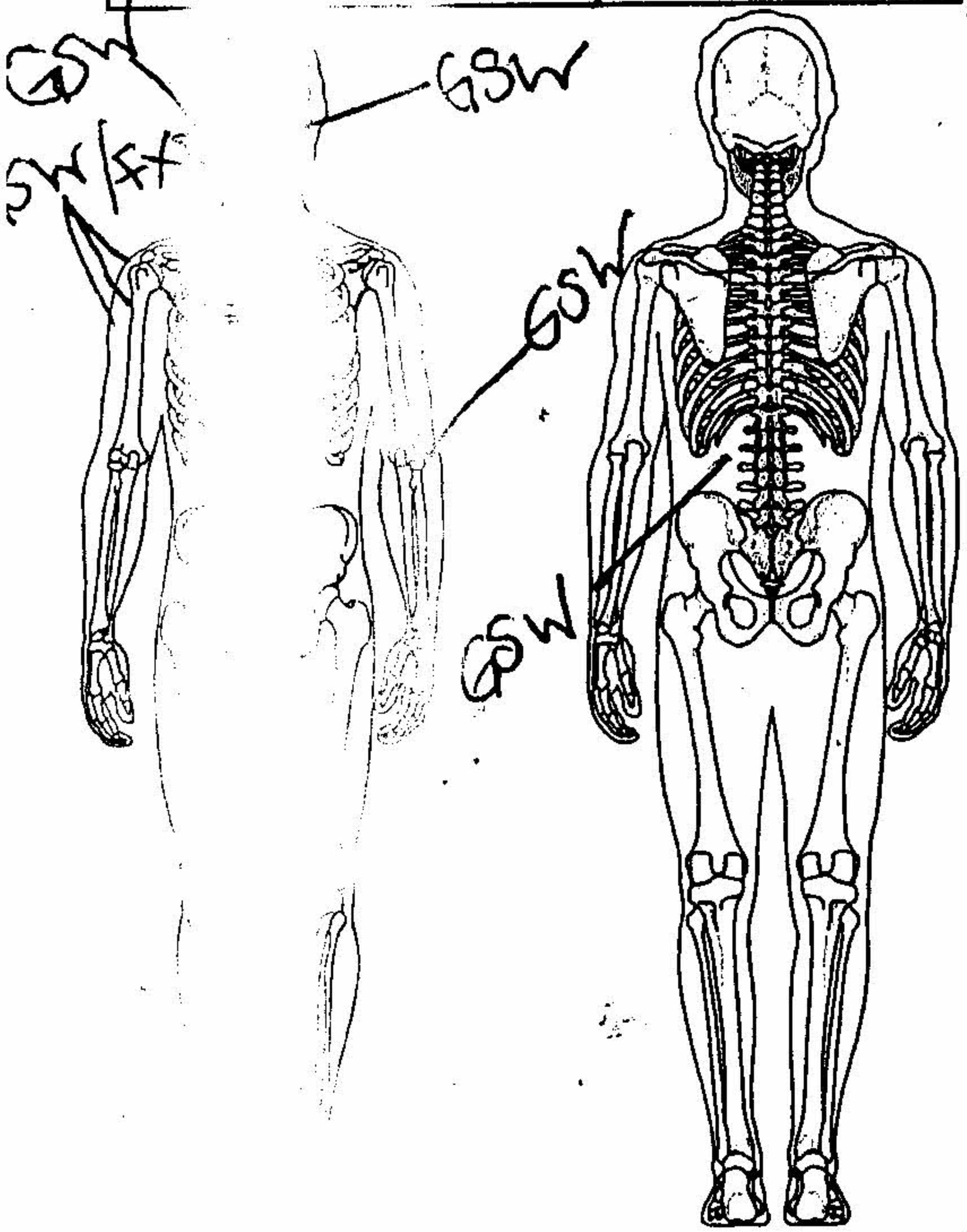
Procedure	Not Worn	Worn	Struck	Penetrated
HELMET	X			
FLAK JACKET	X			
CHEST PLATE	X			
EYE PROTECTION	X			

GLASGOW COMA SCALE

	Eye Open	Verbal	Motor
1	None	None	None
2	Pain	Unintelligible	Decerebrate
3	Speech	Nonsense	Decorticate
4	Spontaneous	Confused	Withdrawal
5		A&O	Localizes
6			Follows CMD

Procedures	Time
CPR	—
BVM	—
ET/Combitube	0300
RSI	—
Cricothyroidotomy	—
Chest Decompression	—
Intraosseous	0300+
IV (R) Femoral, (L) Central	LRNS/HTS ml 2000
Tourniquet	Time on / Time off
Hemostatic Dressing	—
Oxygen Vent	LPM 12

TIME	0715	0738	0747
Temp	—	—	—
Pulse	104	107	110
Resp	—	—	—
BP	93/53	88/53	98/59
SpO2	100	100	100
GCS	3	3	3



MEDICATIONS (NAME, DOSE, TIME, ROUTE) 0700 Versed 5mg IV push vecuronium 10mg IV push @ 0703

REPORT Iraqi EPW c/o multiple GSW to (R) side of head behind ear (L) cheek GSW open fx @ proximal humerus head GSW X3 w/ deformity, GSW (L) elbow, GSW (L) flank w/ evisceration. Pt. lost - op for partial colectomy, partial small bowel removal, (L) nephrectomy. Pt stable in pit on vent - @ J. Jones. Pt. transported to S&K for tail-trail to chopper

- AM Arterial
- AV Venous
- L Laceration
- S Stab
- Bleeding
- B Burn
- P Puncture
- GSW Gunshot
- D Deformity
- F Foreign Body
- FX Fracture
- CT Contusion

CONTINUE ON REVERSE SIDE

Patient Rank: _____ **Unit:** _____

Provider Level: EMT-B **Unit Phone #:** _____ **DIS 41755**