

**ARTEP 55-718-30-MTP**

**MISSION TRAINING PLAN  
FOR THE  
TRANSPORTATION LIGHT, LIGHT-  
MEDIUM, AND MEDIUM TRUCK  
COMPANIES, TRANSPORTATION  
MOTOR TRANSPORT BATTALION**

DISTRIBUTION RESTRICTION: Approved for public release; distribution is unlimited.

**HEADQUARTERS, DEPARTMENT OF THE ARMY**

ARMY TRAINING AND  
EVALUATION PROGRAM  
No. 55-718-30-MTP

HEADQUARTERS  
DEPARTMENT OF THE ARMY  
Washington, DC, 2 February 2002

**MISSION TRAINING PLAN  
FOR THE  
TRANSPORTATION  
LIGHT, LIGHT-MEDIUM, AND MEDIUM TRUCK COMPANIES,  
TRANSPORTATION MOTOR TRANSPORT BATTALION**

	<b>Page</b>
<b>PREFACE</b> .....	ii
<b>CHAPTER 1. UNIT TRAINING</b> .....	1-1
<b>CHAPTER 2. TRAINING MATRIX</b> .....	2-1
<b>CHAPTER 3. MISSION OUTLINE</b> .....	3-1
<b>CHAPTER 4. TRAINING EXERCISES</b> .....	4-1
<b>CHAPTER 5. TRAINING AND EVALUATION OUTLINES</b> .....	5-1
<b>CHAPTER 6. EXTERNAL EVALUATION</b> .....	6-1
<b>APPENDIX A. COMBINED ARMS TRAINING STRATEGY</b> .....	A-1
<b>APPENDIX B. BATTLEFIELD OPERATING SYSTEMS</b> .....	B-1
<b>GLOSSARY</b> .....	Glossary-1
<b>REFERENCES</b> .....	References-1
<b>QUESTIONNAIRE</b> .....	Questionnaire-1

\*This publication supersedes ARTEP 55-717-30-MTP, 1 September 1994.

## PREFACE

Unit training is the most important peacetime training. It prepares a unit to accomplish its critical wartime missions. The most difficult job for a unit leader is preparing and conducting unit training. This job must be attacked aggressively and consistently by unit leaders in order to instill a “ can do “ attitude within their unit and provide challenging training. The ARTEP MTP is the unit leader’s basic training document. It will guide him in preparing for the conducting and evaluating of his training. The ARTEP MTP may be used by higher HQ for external evaluation of a unit’s training proficiency.

Since modern warfare depends on complex weapon systems which must be supported through extensive logistical channels, effective and timely support is imperative. The unit must be able to anticipate, analyze, and tailor available resources and mission priorities to the changing combat situation. The unit must also be flexible enough to give support from any base cluster and it must be able to survive in order to support the fighting on the battlefield.

The purpose of this MTP is to provide a descriptive, mission-oriented program to be used to train the unit to perform its critical wartime mission. The missions described in the unit MTP will be the principal ones to be executed with a high degree of proficiency. Unless stated in writing by the next higher commander, the unit is expected to train to the missions and standards outlined in this MTP. Task standards can only be changed if they are made more difficult. This MTP is in full alignment with and is part of the USA training doctrine and USA tactical doctrine.

This MTP is designed for the following ARTEPs:

- Transportation Light Truck Company (TOE 55718L).
- Transportation Light-Medium Truck Company (TOE 55719L).
- Transportation Medium Truck Company (TOE 55727L).
- Transportation Medium Truck Company (TOE 55728L).

The proponent of this publication is HQ, TRADOC. Submit changes for improving this publication on DA Form 2028 (Recommended Changes to Publications and Blank Forms) and forward it to: Commander, USACASCOM, Training Directorate, ATTN: ATCL-AT, Fort Lee, VA 23801-5000.

Unless otherwise stated, whenever the masculine gender is used, both men and women are included.

## ENVIRONMENTAL TRAINING AND INTEGRATION

The US Army environmental strategy into the 21st century defines the Army's leadership commitment and philosophy for meeting present and future environmental challenges. It provides a framework to ensure that environmental stewardship ethic governs all Army activities. As an integral part of all Army missions, the Army's environmental vision is to be a national leader in environmental and natural resource stewardship for present and future generations. The Army's environmental vision statement communicates the Army's commitment to the environment.

Soldiers and leaders are expected to serve as the Army's basic environmental stewards and have a professional and personal responsibility to understand the Army's environmental program.

Soldiers and leaders must understand their specific duties and responsibilities concerning protection of the environment, and comply with environmental laws and regulations. These are delineated in TC 5-400. Commanders must stay current of federal, state, local, and HN laws and must apply whichever are the most stringent.

Stewardship of our environment is part of our mission to maintain a trained and ready Army. Leadership is the key to success. Each leader in the chain of command, including the NCO support channels, is responsible for ensuring that the Army environmental strategy is implemented and that environmental stewardship is an integral part of everything we do. Each soldier, civilian, and family member is a steward of the environment. America's Army shares with all Americans their values of democracy, equal opportunity, and wise use of environmental assets. The American people expect the Army to manage the resources intrusted to it.

## ENVIRONMENTAL PROTECTION AND HAZARD AWARENESS NOTICE

**DEATH** or serious injury may result if personnel fail to observe safety precautions.

### WARNINGS

#### FUEL FLAMMABLE/NO SMOKING

Fuel is flammable and toxic to eyes, skin, and respiratory tract. Skin/eye protection is required. Avoid repeated/prolonged contact. Use only in well ventilated areas. Keep away from open flames or other sources of ignition. Post **FUEL FLAMMABLE/NO SMOKING** signs around the area. Suitable fire extinguisher must be present.

Fuel on clothing can be fatal if ignited by a static discharge. If fuel gets on your clothes, leave the refueling area as soon as possible and wet clothes with water before taking them off. In extreme cold conditions, clothes should not be wet; instead, ground yourself to a piece of grounded equipment by taking hold of it before taking off your clothes. Wash skin with warm soapy water.

Spilled fuel creates a flammable, vapor-air mixture and fire can take place. Stop refueling immediately if fuel spill occurs.

#### FROSTBITE

Touching cold metal with exposed skin will cause skin to bond with metal. Gloves are required when touching cold metal objects. Do not touch cold metal parts with bare hands.

#### SOLVENT HAZARD

Dry cleaning solvent, P-D 680, Type III, used to clean parts is potentially dangerous to personnel and property. Eye protection is required. Avoid repeated and prolonged skin contact by wearing rubber or nonporous gloves when handling solvents or material wet with dry cleaning solvent. Wash hands with soap and water immediately after exposure and use a lanolin based skin cream to prevent skin drying. Do not use near open flame or excessive heat. Flash point of solvent is 138 degrees F. Do not work with solvent in a closed area. Be sure there is good ventilation or the solvent vapors will build up in the air and become a poisonous mixture which can cause physical injury or even death.

#### ELECTRICAL HIGH VOLTAGE CAN KILL YOU

Electrical high voltage cannot be seen, but it can kill you. Electricity is unlike most other dangerous things you can come in contact with because it gives no warning and no symptoms; and its effects are immediate. It can kill you, render you unconscious, or severely burn you. To ensure your safety and that of other maintenance personnel, always observe the following precautions:

- **DO NOT** perform any maintenance on electrical equipment unless all power is removed.
- **BE CERTAIN** that there is someone assisting you who can remove power immediately.
- **ALWAYS** place **POWER OFF** warning tags on power supply switches so that no one will apply power while you are performing maintenance.
- **FOR ARTIFICIAL RESPIRATION**, refer to **FM 21-11**.

### COMPRESSED AIR HAZARD

Compressed air can blow dust into the eyes. Wear eye protection. Do not exceed 30 psi at the nozzle. **FIRST AID** instructions are given in *FM 21-11*.

### CARBON MONOXIDE (EXHAUST GAS) CAN KILL YOU

Carbon monoxide is without color or smell, but can kill you. Breathing carbon monoxide produces symptoms of headache, dizziness, loss of muscular control, a sleepy feeling, and coma. Brain damage or death can result from heavy exposure. Carbon monoxide occurs in the exhaust fumes of burning heaters and internal combustion engines. Carbon monoxide can become dangerously concentrated under conditions of no ventilation. Precautions must be followed to ensure operator's safety when combustion engines are in operation.

- **OPERATE** with the exhaust pipes unobstructed.
- **DO NOT** operate the powered module with a known exhaust (combustion air) leak.
- **BE ALERT** at all times during operating procedures for carbon monoxide poisoning. If exposure is present, **IMMEDIATELY** evacuate personnel to fresh air.
- **BE AWARE** the field protection mask used for NBC attack **WILL NOT** protect you from carbon monoxide poisoning.

***THE BEST DEFENSE AGAINST CARBON MONOXIDE POISONING IS GOOD VENTILATION.***

### JEWELRY

Jewelry can catch on equipment and cause injury, or may short across an electrical circuit and cause severe burns or electrical shock. Remove rings, bracelets, wristwatches, and neck chains before working around or on the unit.

### HOT COMPONENTS

Contact with hot components can cause burns. Allow unit to cool down before attempting service, inspection, or maintenance activity.

### STEEL BANDING

Steel banding, cut under tension, can snap free and cause injury. Leather gloves and faceshield are required.

### FUEL SPILL

Fuel is toxic and can cause injury to personnel and damage equipment. Improper positioning of external fuel source can cause the internal fuel tank to overflow. Properly position external fuel source.

**NOTE**

Report all hazards. If at any time you detect a hazard, it is your responsibility to report the hazard to ensure that it is corrected. If you detect a "new" or "suspected new" hazard, particularly due to equipment installation, modification, or repair, it is your responsibility to report through your chain-of-command to ensure that a **SAFETYGRAM** is submitted to the US Army Aviation and Troop Command, Safety Office. This will ensure that this hazard will be investigated, publicized, or corrected, as required.

**ENVIRONMENTAL PROTECTION**

Environmental damage has many wide-ranging consequences. The complete success of the tactical mission depends on your environmental awareness. Leaders and soldiers must be aware of the ramifications of their actions on the environment, which, in turn, reflects upon the overall mission. Prevention of spills and improper disposal of hazardous materials and hazardous waste is everyone's responsibility. Know the proper procedures for preventing and reporting oil or fuel spills IAW your local unit SOP.

## CHAPTER 1

### UNIT TRAINING

**1-1. GENERAL.** This MTP provides the commander guidance with a tactical and technical training and evaluation document for the unit. It also provides guidance concerning how to train personnel for the key missions of the unit. The specific details of the unit training program will depend on the following factors:

- a. Chain of command training directives and guidance.
- b. Unit training priorities.
- c. Training resources and areas available.

**1-2. SUPPORTING MATERIAL.** This MTP describes a critical wartime mission-oriented unit training program, which is part of the transportation battalion training program. The unit's training program consists of a unit MTP and includes the following:

- a. STPs for common task training for the appropriate MOS and SLs.
- b. STP 21-II-MQS and manuals for company grade officers.

Figure 1-1 illustrates the relationship of these supporting materials.

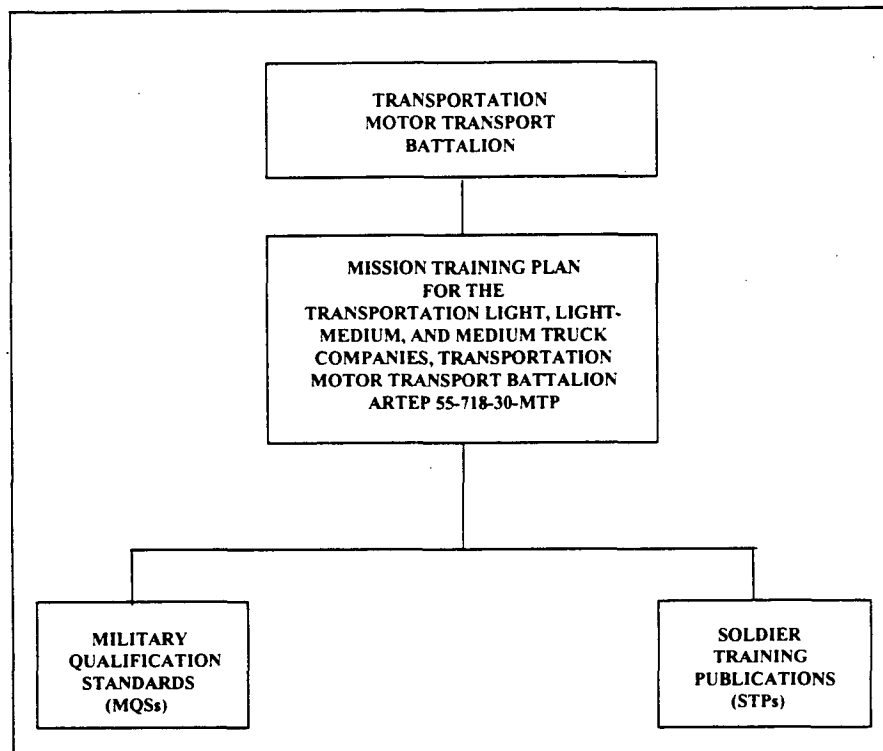


Figure 1-1. MTP echelon relationship diagram



**1-3. CONTENTS.** To provide a complete unit training and evaluation document, this MTP contains six chapters.

a. **Chapter 1, Unit Training.** This chapter is the foundation for using the MTP. It explains how to use the remaining five chapters for training and evaluating each unit. It also identifies each unit missions and illustrates their relationship to the transportation battalion's missions.

b. **Chapter 2, Training Matrix.** This chapter shows the relationship between missions and collective tasks. Each unit commander uses this training matrix for planning tools for training.

c. **Chapter 3, Mission Outline.** This chapter describes the use of a mission outline and provides a mission for the unit's overall critical wartime mission. The outline shows the relationship of the FTX and its supporting STX.

d. **Chapter 4, Training Exercises.** This chapter consists of an FTX and its supporting STXs. These exercises are used to train personnel in the unit's missions and in the supporting tasks. These exercises provide training information and a scenario to give you a pre-constructed, flexible training tool, which supports the training of the unit missions. These exercises may also serve as part of an internal or external evaluation designed to have the unit execute the missions in a tactical setting. These exercises may be modified to suit each unit training needs.

e. **Chapter 5, Training and Evaluation Outlines.** This chapter provides the training and evaluation criteria for all the tasks each unit must master to be able to perform its missions. The T&EOs are provided for each task and includes their related standards. Each T&EO is part of a mission and in various combinations they compose the training exercise in Chapter 4.

f. **Chapter 6, External Evaluation.** This chapter provides instructions for developing an external evaluation of each unit.

**1-4. MISSIONS AND TASKS.** This MTP considers two types of missions:

- *Stated missions* - which are found in the TOE.
- *Implied missions* - which must be performed to accomplish the stated missions.

The relationship of tasks to missions and their training requirements are discussed in paragraphs a through e.

a. This unit has one critical wartime mission -- provide motor transport services to the US armed forces. There are six supporting missions that support this critical wartime mission. These missions include the following:

- Deploy unit to a new theater of operations.
- Relocate unit to a new operating site.
- Establish unit area of operations.
- Provide truck transportation.
- Defend assigned area.
- Redeploy unit to home station.

b. The critical wartime mission echelon relationship diagram shows the relationship of the missions of the lower echelon unit to those of a higher echelon. The missions of a lower echelon unit must support the missions of a higher echelon unit. Figure 1-2, page 1-5, shows the relationship of the unit missions to the main support battalion missions.

c. Each unit mission task requires training by the unit. Training for unit tasks may be done individually or with others. In either training situation, the training must be based on the training criteria provided in the T&EOs. Several T&EOs can be grouped and trained as an STX (Chapter 4) and several STXs can be developed into an FTX to train personnel in the unit's critical wartime missions.

d. Individual STP and MQSs II and III training, TEWT, battle simulations, and execution of unit missions provide training in leader tasks, which support the unit missions.

e. Individual tasks that support the unit tasks are mastered through training to standards outlined in the STP. These tasks must be mastered and sustained by all members of the unit.

**1-5. TRAINING PRINCIPLES.** This MTP is based on the training principles outlined in FM 25-100.

a. **Train as Combined Arms and Services Team.** Although this MTP addresses only the company, the company will often train as part of a combined arms team in higher echelon exercises.

b. **Train as You Fight.** Units fight as they train. Soldiers remember the last way they performed a task whether it was right or wrong. Soldiers and companies must perform tasks according to established standards, which are rigidly enforced by leaders.

c. **Train Using the Published Army Doctrine.** This MTP conforms to published doctrine. Leaders are responsible for knowing current doctrine and training according to doctrine.

d. **Use Performance Oriented Training.** Unit's become proficient in the performance of critical tasks and missions by practicing them. Since soldiers learn by doing, the vast majority of a unit's training must involve performing tasks with coaching and critiquing by the leaders and good AARs.

e. **Train to Challenge.** Challenging training builds competence and confidence by developing and sharpening skills. It inspires excellence by fostering initiative, enthusiasm, and eagerness to learn.

f. **Train to Sustain Proficiency.** The cornerstone of the ARTEP is the concept of sustaining proficiency. The unit must be prepared to go to war on short notice. To sustain proficiency, the unit must train--evaluate--train. Sustainment requires practice and repetition. Evaluation of these practices identifies training weaknesses simultaneously. The training plans and smaller training components allow facilitate this process and reduce planning time. Matrixes allow the leader to see training weaknesses in the context of the mission, which will lead to resolution of problems.

g. **Train Using Multiechelon Techniques.** Multiechelon training is the most efficient way of training and sustaining a diverse number of mission essential tasks within limited periods of training time. To use available time and resources, commanders must simultaneously train individuals, leaders, and unit at each echelon in the organization during training events.

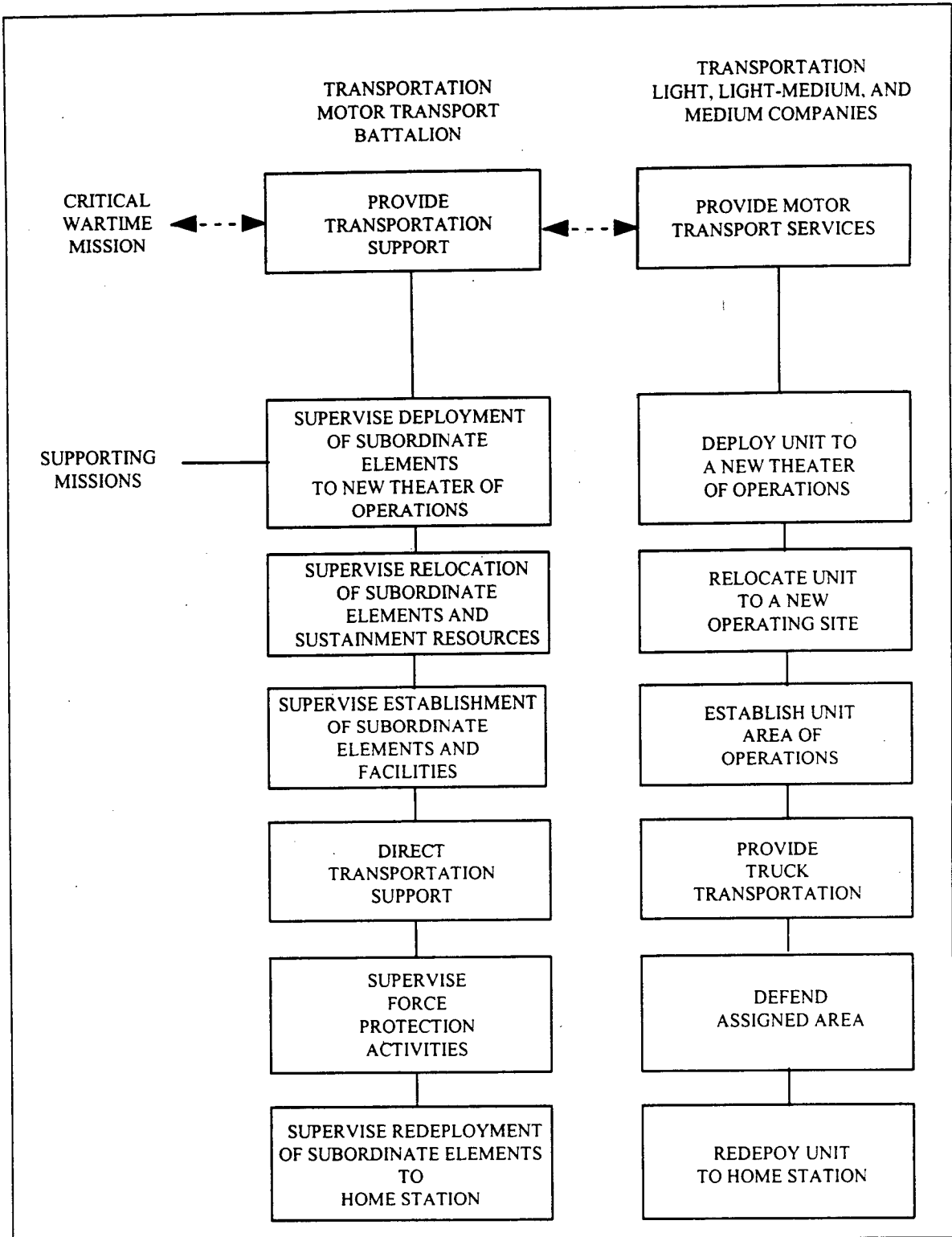
h. **Train to Maintain.** Maintenance training designed to keep equipment in the fight is of equal importance to soldiers as being expert in its use.

i. **Make Commanders the Primary Trainers.** Leaders at all levels are responsible for the training of their soldiers. The unit's success on the battlefield will depend on the personal training involvement of the leaders.

**1-6. COMBINED ARMS TRAINING STRATEGY.** CATS is designed to provide Army leaders a strategy that states the rationale and justification for requesting all Army training resources in both institutions and units. It provides training management guidance for institutional commandants and unit commanders to plan and execute required training to established Army standards. Institutional strategies are prescriptive and define the mandatory training requirements for qualifying soldiers and leaders to specified levels of competency in respective functional specialties. The training program developed and executed by this unit to train to standards in its wartime mission is also a component of CATS. CATS provides the tools that enable the Army to focus and manage training in an integrated manner. The major focus of CATS is a series of proponent-generated unit and institutional strategies that describe the training and resources required to train to standard.

a. The unit training strategies in CATS provide the commander with a descriptive "menu" for training. While the "menu" may reflect an optional guide for training to standard, it is unlikely that all units will have the exact mix of resources required to execute such a strategy.

b. This unit's training strategy (see Appendix A) is a descriptive training strategy that provides a means of training this unit to standard by listing required training events, critical training gates, training event frequencies, and training resources. The commander selects from this MTP the tasks required to train his METL. The training strategies provide the means to train these tasks through a focused and integrated training plan.



**Figure 1-2. Critical wartime mission echelon relationship diagram for the transportation light, light-medium, and medium truck companies to the transportation motor transport battalion**

c. This unit's training strategy has two separate training strategies. When integrated with the training tasks found in the MTP, they form a comprehensive and focused strategy, which permits this unit to train to standard. The elements of this unit's training strategy are as follows:

(1) **CSS unit training strategy.** This strategy is intended to provide a set of recommended training frequencies for key training events in a unit and depict those resources, which are required to support training events. CSS unit training strategies must address both technical (mission) and tactical (maneuver/survival) training needs of CSS soldiers and units.

(2) **Soldier strategy.** The soldier strategy provides an annual plan for training and maintaining skills at the individual level and lists the resources required to train a soldier.

d. A critical element in the unit training strategy is the identification of critical training gates. These gates are defined as training events that must be conducted to standard before proceeding to a more difficult or resource-intensive training event or task. Training events follow the crawl, walk, run training methodology. For example, if unit training strategy calls for conducting an FTX, and an STX has been identified as a critical training gate for the FTX, the training tasks contained in the STX must be trained to standard prior to conducting the FTX. Standards must be specific so that a commander can assess the preparedness of his soldiers or unit(s) to proceed to more complex training events. By using training gates, the unit's METL and the commander's assessment of his unit's training status will determine the selection and timing of the collective training exercises in a specific unit's training strategy.

e. When developing the unit's training plan, the commander identifies tasks from the MTP required to train his METL. He will use the training strategy found in Appendix A to develop a battle-focused training plan that integrates and links METL-derived MTP training tasks with CATS training events.

**1-7. CONDUCTING TRAINING.** This MTP is designed to facilitate the planning, preparation, and conduct of unit training as explained in FM 25-101.

a. Based on the battalion's training guidance, the commander will assign the missions or tasks for training. He must plan and execute unit training in support of the battalion commander's guidance.

b. The unit mission outlined in Chapter 3 must be reviewed to determine whether the FTX provided will support or can be modified to support the battalion commander's guidance. If the matrix in Chapter 2 does not support the guidance or need to be modified, they should be reviewed. This matrix provides a listing of all critical collective tasks, which must be mastered to perform a specific mission. It also shows the collective tasks that must be performed to accomplish an STX.

c. The tasks required must be prioritized. Training must be oriented toward the greatest challenges and most difficult sustainment skills. The commander and subordinate leaders should analyze and prioritize tasks for training.

d. After the training tasks are selected, the commander must incorporate them into the training schedule. The following procedures should be followed:

- (1) List the tasks in the priority and frequency needed to be presented for training.
- (2) Determine the required training time.
- (3) Determine the best procedure for using multiechelon training.
- (4) Determine training location(s).
- (5) Determine training responsibilities.
- (6) Determine time needed for training.
- (7) Determine best training method.
- (8) Determine the resources necessary to train the selected tasks.

#### 1-8. FORCE PROTECTION (SAFETY).

a. Safety is a component of force protection. Commanders, leaders, and soldiers use risk assessment/management to tie force protection into the military around the mission. Risk management assigns responsibilities, institutionalizes commander's review of operational safety, and leads to decision-making at a level of command appropriate to the risk. The objective of safety is to help units protect combat power through accident prevention, which enables units to win fast and decisively, with minimum losses. Safety is an integral part of all operations. Safety begins with readiness, which determines a unit's ability to perform its METL to standard. Readiness standards addressed during METL assessment are as follows:

- (1) Soldiers with the self-discipline to consistently perform tasks to standard.
- (2) Leaders who are ready, willing, and able to enforce standards.
- (3) Training that provides skills needed for performance to standard.
- (4) Standards and procedures for task preference that are clear and practical.
- (5) Support for task preference, including required equipment, personnel, maintenance, facilities, and services.

b. Risk management is a tool that addresses the root causes (readiness shortcomings) of accidents. It assists commanders and leaders in not only identifying what the next accident is going to be, but it also helps identify who will have the next accident. Risk management is a way to put more realism into training without paying the price in deaths, injuries, or damaged equipment.

c. Safety demands total chain of command involvement in planning, preparing, executing, and evaluating training. The chain of command responsibilities include the following:

(1) **Commanders.**

- (a) Seek optimum, not adequate performance.
- (b) Specify the risk they will accept to accomplish the mission.
- (c) Select risk reductions provided by staff.
- (d) Accept or reject residual risk, based on the benefit to be derived.
- (e) Train and motivate leaders at all levels to effectively use risk management concepts.

(2) **Staff.**

- (a) Assists the commander in assessing risks and in developing risk reduction options when planning training.
- (b) Integrates risk controls in plans, orders, METL standards, and performance measures.
- (c) Eliminates unnecessary safety restrictions that diminish training effectiveness.
- (d) Assesses safety performance during training.
- (e) Evaluates safety performance during AARs.

(3) **Subordinate leaders.**

- (a) Apply consistently effective risk management concepts and methods to operations they lead.
- (b) Report risk issues beyond their control or authority to their superiors.

(4) **Individual soldier.**

- (a) Reports unsafe conditions and acts and corrects the situation when possible.
- (b) Establishes a buddy system to keep a safety watch on one another.
- (c) Takes responsibility for personal safety.

(d) Works as a team member.

(e) Modifies own risk behavior.

d. Risk management is a five-step cyclic process that is easily integrated into the decision making process outlined in FM 101-5. The five steps are as follows:

(1) **Identify hazards.** Identify the most probable hazards for the missions.

(2) **Assess hazards.** Analyze each hazard to determine the probability of its causing an accident and the probable effect of the accident. Identify control options to eliminate or reduce the hazard. The Army Standard Risk Assessment Matrix (see Figure 1-3) is a tool for assessing hazards.

		HAZARD PROBABILITY				
		FREQUENT	LIKELY	OCCASIONAL	SELDOM	UNLIKELY
		A	B	C	D	E
E F F E C T	CATASTROPHIC	I	EXTREMELY HIGH	HIGH		
	CRITICAL	II				
	MARGINAL	III	MEDIUM		LOW	
	NEGLIGIBLE	IV				

Figure 1-3. Risk assessment matrix

(3) **Make risk decisions.** Weigh the risk against the benefits of performing the operations. Accept no unnecessary risks and make any residual risk decisions at the proper level of command.

(4) **Implement controls.** Integrate specific controls into plans, OPLANs, OPODs, SOPs, and rehearsals. Communicate controls to the individual soldier.

(5) **Supervise.** Determine the effectiveness of controls in reducing the probability and effect of identified hazards to include follow-up and after action. Develop the lessons learned.



e. Fratricide is a component of force protection and is closely related to safety. Fratricide is the employment of weapons, with the intent to kill the enemy or destroy his equipment, that result in unforeseen and unintentional death, injury, or damage to friendly personnel or equipment. Fratricide is by definition an accident. Risk assessment/management is the mechanism with which incidences of fratricide can be controlled.

f. The primary causes of fratricide are as follows:

(1) **Direct-fire control plan failures.** These occur when units fail to develop defensive and, particularly, offensive fire control plans.

(2) **Land navigation failures.** These result when units stray out of sector, report wrong locations, and become disoriented.

(3) **Combat identification failure.** These failures include gunners or pilots being unable to distinguish thermal/optical signatures near the maximum range of their sighting systems and units in proximity mistaking each other for the enemy under limited visibility conditions.

(4) **Inadequate control measures.** Units fail to disseminate the minimum maneuver and fire support control measures necessary to tie control measures to recognizable terrain or events.

(5) **Reporting communication failures.** Units at all levels face problems in generating timely, accurate, and complete reports as locations and tactical situations change.

(6) **Weapons error.** Lapses in individual discipline lead to charge errors, accidental discharges, mistakes with explosives and hand grenades, and similar incidents.

(7) **Battlefield hazards.** Unexploded ordnance, unmarked or unrecorded minefields, FASCAM, and booby traps litter the battlefield. Failure to mark, remove, record or anticipate these hazards increases the risk of friendly casualties.

g. Fratricide results in unacceptable losses and increases the risk of mission failure. Fratricide undermines the unit's ability to survive and function. Units experiencing fratricide observe the following consequences:

(1) Loss of confidence in the unit's leadership.

(2) Increasing self-doubt among leaders.

(3) Hesitation to use supporting combat systems.

(4) Over-supervision of units.

(5) Hesitation to conduct night operations.

(6) Loss of aggressiveness during fire and maneuver.

- (7) Loss of initiative.
- (8) Disrupted operations.
- (9) General degradation of cohesiveness, morale, and combat power.

**1-9. ENVIRONMENTAL PROTECTION.** Protection of natural resources has continued to become an ever increasing concern to the Army. It is the responsibility of all unit leaders to decrease, and if possible, eliminate damage to the environment when conducting training. Environmental risk management parallels safety risk management, and is based on the same philosophy as safety risk management. Environmental risk management consists of the following steps:

a. **Identify Hazards.** Identify potential sources for environmental degradation during analysis of METT-T factors. This requires identification of environmental hazards. An environmental hazard is a condition with the potential for polluting air, soil, or water and/or destroying cultural/historical artifacts.

b. **Assess the Hazards.** Analyzes potential severity of environmental degradation using environmental risk assessment matrix (Figure 1-4, page 1-12). Severity of environmental degradation is considered when determining the potential effect an operation will have on the environment. The risk impact value is defined as an indicator of the severity of environmental degradation. Quantify the risk to the environment resulting from the operation as extremely high, medium, or low, using the environmental assessment matrixes.

c. **Make Environmental Risk Decisions.** Make decisions and develop measures to reduce high environmental risks.

d. **Brief Chain of Command.** Brief chain of command (to include installation environment office, if applicable) on proposed plans and pertinent high risk environmental matrixes. Risk decisions are made at a level of command that corresponds to the degree of risk.

e. **Implement Controls.** Implement environmental protection measures by integrating them into plans, orders, SOPs, training performance standards, and rehearsals.

f. **Supervise.** Supervise/enforce environmental protection standards.

**1-10. BATTLE FOCUS.** Battle focus derives peacetime training requirements from wartime missions. It guides the planning, execution, and assessment of the unit training program to ensure it trains as it is going to fight. Battle focus is critical throughout the entire training process and is used by commanders to allocate resources for training based on wartime mission requirements. It helps the commander recognize that the unit cannot attain proficiency to standard on every task due to time or resources constraints. However, a successful training program is achievable by narrowing the focus to a reduced number of vital tasks that are essential to mission accomplishment.

Environmental Area					Rating:	
Unit Operations	Risk Impact					
Movement of heavy vehicles systems	5	4	3	2	1	0
Movement of personnel and light vehicles/systems	5	4	3	2	1	0
Assembly area activities	5	4	3	2	1	0
Field maintenance of equipment	5	4	3	2	1	0
Garrison maintenance of equipment	5	4	3	2	1	0
Environmental Risk Assessment Worksheet	5	4	3	2	1	0
	Movement of heavy vehicles/ systems	Movement of personnel and light vehicles/systems	Assembly area activities	Field maintenance of equipment	Garrison maintenance of equipment	Risk rating
Air pollution						
Archeological and historical sites						
Hazardous material/waste						
Noise pollution						
Threaten/endangered species						
Water pollution						
Wetland protection						
Overall rating						
<b>Overall Environmental Risk Assessment Form</b>						
Category	Range	Environmental		Decision Maker		
Low	0-58	Little or none		Appropriate Level		
Medium	59-117	Minor		Appropriate Level		
High	118-149	Significant		Division Cdr		
Extremely High	150-175	Severe		MACOM Cdr		
<b>Risk Categories</b>						

**Figure 1-4. Environmental risk assessment matrix**

1-11. **SAFETY.** A well-trained unit is normally accident-free. Although accidents can occur through no fault of the soldier, most accidents result from unsafe acts of inadequately trained, unsupervised, or complacent personnel. While conducting the training in this publication, leaders must incorporate safety into every task. Training is effective when soldiers are confident in their abilities to perform the tasks and assured that they will not be injured or cause damage to their equipment. Leaders and trainers must ensure SOPs for safety are complied with during all facets of training. They must also ensure that on-the-spot corrections are made when any unsafe practice is observed.

**1-12. EVALUATION.** The T&EOs in Chapter 5 list the standards, which the unit must meet for each task.

a. Evaluation can be either internal or external. Internal evaluations are conducted at all levels and must be inherent in all training. External evaluations are usually more formal and are conducted by the next higher HQ.

b. A critical weakness in training is the failure to evaluate each task every time it is executed. The ARTEP concept is based on simultaneous training and evaluating. Every training exercise provides the potential for evaluation and every evaluation is a training session. To optimize training, the commander must restate to the trainers and leaders the necessity for continually evaluating training.

c. Emphasize direct, on-the-spot evaluations. Correcting poor performance during individual or small group training is easy to do. In higher level exercises this is usually not feasible because outside evaluation is used. Continuous evaluation by the leader at every level makes the difference. AARs should be given at frequent, logical intervals during exercises. This allows the commander to correct performance shortcomings while they are still fresh in everyone's mind. This will also prevent reinforcement of bad habits.

d. FM 25-101 provides detailed instructions for conducting an AAR and detailed guidance on coaching and critiquing during training.

**1-13. FEEDBACK.** Your recommendations for improvement of this MTP are requested. Use the questionnaire at the end of this MTP for your comments.

## CHAPTER 2

### TRAINING MATRIX

**2-1. GENERAL.** The Training Matrix assists the commander in planning the training of his unit's personnel. The mission identification table (Figure 2-1) provides mission identification for the unit.

<b>Mission Identification Table</b>
Mission Title
• Deploy Unit to a New Theater of Operations
• Relocate Unit to a New Operating Site
• Establish Unit Area of Operations
• Provide Truck Transportation
• Defend Assigned Area
• Redeploy Unit to Home Station

**Figure 2-1. Mission Identification Table**

**2-2. MISSION TO COLLECTIVE TASKS MATRIX.** This matrix (Table 2-1, pages 2-2 through 2-14), identifies the mission and their supporting collective tasks. The tasks are listed under the appropriate BOS which are indicated by an asterisk. The BOS used in this matrix are defined in TRADOC Pam 11-9. A specific mission is trained by identifying collective tasks in the vertical column for the mission. Based on the proficiency of the unit, training is focused on operational weaknesses.

**Table 2-1. Training Matrix: Mission to Collective Tasks**

MISSIONS						
Collective Tasks and T&EO Numbers	Deploy Unit to a New Theater of Operations	Relocate Unit to a New Operating Site	Establish Unit Area of Operations	Provide Truck Transportation	Defend Assigned Area	Redeploy Unit to Home Station
<b>*DEPLOY/ CONDUCT MANEUVER</b> Prepare Unit To Move (63-2-4002)		X				
Conduct Tactical Road March (63-2-4003)		X		X		
Perform Advance/ Quarters Party Activities (63-2-4008)		X	X			
Occupy New Operating Site (63-2-4009)			X			
Perform Deployment Alert Activities (63-2-4801)	X					
Perform Personnel and Administrative Pre-deployment Activities (63-2-4802)	X					

**Table 2-1. Training Matrix: Mission to Collective Tasks (continued)**

MISSIONS						
Collective Tasks and T&EO Numbers	Deploy Unit to a New Theater of Operations	Relocate Unit to a New Operating Site	Establish Unit Area of Operations	Provide Truck Transportation	Defend Assigned Area	Redeploy Unit to Home Station
Perform Predeployment Training Activities (63-2-4803)	X					
Perform Predeployment Supply Activities (63-2-4804)	X					
Perform Predeployment Maintenance Activities (63-2-4805)	X					
Prepare Vehicles and Equipment for Deployment (63-2-4806)	X					
Prepare Unit for Nontactical Move (63-2-4807)	X					X
Conduct Nontactical Road March (63-2-4808)	X					X
Perform Sea Port of Embarkation Activities for Deployment (63-2-4809)	X					

**Table 2-1. Training Matrix: Mission to Collective Tasks (continued)**

MISSIONS						
Collective Tasks and T&EO Numbers	Deploy Unit to a New Theater of Operations	Relocate Unit to a New Operating Site	Establish Unit Area of Operations	Provide Truck Transportation	Defend Assigned Area	Redeploy Unit to Home Station
Perform Aerial Port of Embarkation Activities for Deployment (63-2-4810)	X					
Perform Aerial Port of Debarkation Activities for Deployment (63-2-4811)	X					
Perform Sea Port of Debarkation Activities for Deployment (63-2-4812)	X					
Prepare Equipment Reception Team for Tactical Road March (63-2-4813)	X					
Perform Redeployment Personnel and Administrative Actions (63-2-4814)						X
Perform Redeployment Training Activities (63-2-4815)						X



**Table 2-1. Training Matrix: Mission to Collective Tasks (continued)**

MISSIONS						
Collective Tasks and T&EO Numbers	Deploy Unit to a New Theater of Operations	Relocate Unit to a New Operating Site	Establish Unit Area of Operations	Provide Truck Transportation	Defend Assigned Area	Redeploy Unit to Home Station
Perform Redeployment Supply Activities (63-2-4816)						X
Perform Redeployment Maintenance Activities (63-2-4817)						X
Prepare Vehicles and Equipment for Redeployment (63-2-4818)						X
Perform Sea Port of Embarkation Activities for Redeployment (63-2-4819)						X
Perform Aerial Port of Embarkation Activities for Redeployment (63-2-4820)						X
Perform Aerial Port of Debarkation Activities for Redeployment (63-2-4821)						X

**Table 2-1. Training Matrix: Mission to Collective Tasks (continued)**

Collective Tasks and T&EO Numbers	MISSIONS					
	Deploy Unit to a New Theater of Operations	Relocate Unit to a New Operating Site	Establish Unit Area of Operations	Provide Truck Transportation	Defend Assigned Area	Redeploy Unit to Home Station
Perform Home Station Activities (63-2-4822)						X
Perform Sea Port of Debarkation Activities for Redeployment (63-2-4823)						X
Perform Demobilization Station Activities (63-2-4824)	X					X
Conduct Integration Activities (63-2-4825)	X					
Conduct Staging Activities (63-2-4826)	X					
<b>*EMPLOY FIRE-POWER</b> Use Passive Air Defense Measures (63-2-4307)		X	X	X	X	
Take Active Air Defense Measures Against Hostile Aircraft (63-2-4308)		X	X	X	X	

**Table 2-1. Training Matrix: Mission to Collective Tasks (continued)**

<b>MISSIONS</b>						
Collective Tasks and T&EO Numbers	Deploy Unit to a New Theater of Operations	Relocate Unit to a New Operating Site	Establish Unit Area of Operations	Provide Truck Transportation	Defend Assigned Area	Redeploy Unit to Home Station
<b>*PROTECT THE FORCE</b> Set Up Truck Platoon (55-2-0007)			X			
Cross a Radiologically Contaminated Area (63-2-4005)		X		X		
Defend Convoy Elements (63-2-4006)		X		X		
Set Up Unit Defense (63-2-4011)			X			
Prepare Unit for Nuclear, Biological, and Chemical Conditions (63-2-4013)			X			
Employ Operations Security Measures (63-2-4016)	X	X	X	X	X	X
Perform Operational Decontamination (63-2-4018)		X		X		

**Table 2-1. Training Matrix: Mission to Collective Tasks (continued)**

MISSIONS						
Collective Tasks and T&EO Numbers	Deploy Unit to a New Theater of Operations	Relocate Unit to a New Operating Site	Establish Unit Area of Operations	Provide Truck Transportation	Defend Assigned Area	Redeploy Unit to Home Station
Perform Thorough Decontamination (63-2-4019)		X				
Respond to the Initial Effects of a Nuclear Attack (63-2-4020)		X	X	X	X	
Defend Against a Level I Attack (63-2-4021)					X	
Prepare Unit for Level II/III Threat (63-2-4022)			X			
Conduct Hasty Displacement (63-2-4023)					X	
Defend Unit Area (63-2-4024)					X	
Perform Withdrawal Under Fire (63-2-4025)					X	
Reorganize Unit Defense (63-2-4026)					X	
Execute Battle Handover (63-2-4027)					X	

**Table 2-1. Training Matrix: Mission to Collective Tasks (continued)**

<b>MISSIONS</b>						
<b>Collective Tasks and T&amp;EO Numbers</b>	<b>Deploy Unit to a New Theater of Operations</b>	<b>Relocate Unit to a New Operating Site</b>	<b>Establish Unit Area of Operations</b>	<b>Provide Truck Transportation</b>	<b>Defend Assigned Area</b>	<b>Redeploy Unit to Home Station</b>
Perform Area Damage Control Functions (63-2-4028)					X	
Cross a Chemically Contaminated Area (63-2-4226)		X		X		
Employ Physical Security Measures (63-2-4306)	X	X	X	X	X	X
Respond to a Chemical Attack (63-2-4334)		X		X	X	
Destroy Supplies and Equipment (63-2-4522)					X	

Table 2-1. Training Matrix: Mission to Collective Tasks (continued)

MISSIONS						
Collective Tasks and T&EO Numbers	Deploy Unit to a New Theater of Operations	Relocate Unit to a New Operating Site	Establish Unit Area of Operations	Provide Truck Transportation	Defend Assigned Area	Redeploy Unit to Home Station
<b>*PER-FORM CSS AND SUSTAINMENT</b> Treat Casualties (08-2-0003.63-0001)		X	X	X	X	
Perform Unit Mortuary Affairs Operations (10-2-4513)					X	
Perform Maintenance Control Functions (43-2-0050)				X		
Provide Repair Parts Supply Support (43-2-0096)				X		
Perform Recovery Operations (43-2-4071)				X		
Maintain Records and Publications (43-2-4392)				X		
Perform Controlled Exchange of Repair Parts (43-2-4394)				X		

**Table 2-1. Training Matrix: Mission to Collective Tasks (continued)**

MISSIONS						
Collective Tasks and T&EO Numbers	Deploy Unit to a New Theater of Operations	Relocate Unit to a New Operating Site	Establish Unit Area of Operations	Provide Truck Transportation	Defend Assigned Area	Redeploy Unit to Home Station
Perform Combat Repair Teams Functions (43-2-4508)				X		
Supervise Maintenance Platoon Operations (43-2-4535)			X	X		
Set Up Maintenance Platoon Headquarters and Sections (43-2-4570)			X			
Transport Personnel and Cargo (55-2-0011)		X		X		
Transport Dry and Refrigerated Containerized Cargo (55-2-0038)				X		
Transport Bulk Water (55-2-0040)				X		
Transport Bulk Petroleum (55-2-0041)				X		
Provide Human Resources Support (63-2-4015)				X		

**Table 2-1. Training Matrix: Mission to Collective Tasks (continued)**

Collective Tasks and T&EO Numbers	MISSIONS					
	Deploy Unit to a New Theater of Operations	Relocate Unit to a New Operating Site	Establish Unit Area of Operations	Provide Truck Transportation	Defend Assigned Area	Redeploy Unit to Home Station
Combat Battlefield Stress (63-2-4303)	X	X	X	X	X	X
Process Enemy Prisoners of War (63-2-4304)		X	X	X	X	
Process Captured Documents and Equipment (63-2-4305)		X	X	X	X	
Perform Field Sanitation Functions (63-2-4315)				X		
Transport Casualties (63-2-4316)		X	X	X	X	
Perform Risk Management Procedures (63-2-4326)	X	X	X	X	X	X
Provide Unit Supply Support (63-2-4515)				X		
Set Up Unit Headquarters and Bivouac Areas (63-2-4518)			X			
Perform Unit-Level Maintenance (63-2-4552)		X	X	X		



Table 2-1. Training Matrix: Mission to Collective Tasks (continued)

MISSIONS						
Collective Tasks and T&EO Numbers	Deploy Unit to a New Theater of Operations	Relocate Unit to a New Operating Site	Establish Unit Area of Operations	Provide Truck Transportation	Defend Assigned Area	Redeploy Unit to Home Station
<b>*EXERCISE COMMAND AND CONTROL</b> Provide Command and Control of Transportation Operations (55-2-0009)				X		
Supervise Truck Platoon Operations (55-2-0010)			X	X		
Maintain ITV, Redirect Operators, and Provide Commitments Using MTS (55-2-0016)				X		
Plan Unit Move (63-2-4001)		X				X
Plan Occupation of New Area of Operations (63-2-4007)			X			
Plan Unit Defense (63-2-4010)			X		X	

**Table 2-1. Training Matrix: Mission to Collective Tasks (continued)**

MISSIONS						
Collective Tasks and T&EO Numbers	Deploy Unit to a New Theater of Operations	Relocate Unit to a New Operating Site	Establish Unit Area of Operations	Provide Truck Transportation	Defend Assigned Area	Redeploy Unit to Home Station
Plan Area Damage Control Operations (63-2-4014)			X			
Maintain Communications (63-2-4017)			X	X		
Establish Communications (63-2-4040)			X			
Plan Unit Mobilization in a Peacetime Environment (63-2-4827)	X					
Plan Unit Deployment Activities Upon Receipt of a Warning Order (63-2-4828)	X					
Plan Unit Redeployment (63-2-4829)						X

**CHAPTER 3**

**MISSION OUTLINE**

**3-1. GENERAL.** The mission outline illustrates the relationship between the missions and their supporting tasks.

**3-2. PURPOSE OF MISSION OUTLINE.** Since unit training is mission-oriented, the mission outline shows how task training contributes to the ability of this unit to perform its missions. The mission outline provides the commander with a visual outline of his unit's mission in a format that facilitates the planning and management of training.

FTX C-A					
PROVIDE MOTOR TRANSPORT SERVICES					
STX C-1		STX C-2		STX C-3	
DEPLOY UNIT TO A NEW THEATER OF OPERATIONS		RELOCATE UNIT TO A NEW OPERATING SITE		ESTABLISH UNIT AREA OF OPERATIONS	
63-2-4801	63-2-4812	63-2-4002	63-2-4226	63-2-4008	63-2-4015
63-2-4802	63-2-4813	63-2-4003	63-2-4306	63-2-4009	63-2-4303
63-2-4803	63-2-4824	63-2-4008	63-2-4334	63-2-4307	63-2-4304
63-2-4804	63-2-4825	63-2-4307	08-2-0003.63-0001	63-2-4308	63-2-4305
63-2-4805	63-2-4826	63-2-4308	55-2-0011	55-2-0007	63-2-4315
63-2-4806	63-2-4016	63-2-4005	63-2-4303	63-2-4011	63-2-4316
63-2-4807	63-2-4306	63-2-4006	63-2-4304	63-2-4013	63-2-4326
63-2-4808	63-2-4303	63-2-4016	63-2-4305	63-2-4016	63-2-4552
63-2-4809	63-2-4326	63-2-4018	63-2-4316	63-2-4020	55-2-0010
63-2-4810	63-2-4827	63-2-4019	63-2-4326	63-2-4022	63-2-4007
63-2-4811	63-2-4828	63-2-4020	63-2-4552	63-2-4306	63-2-4010
			63-2-4001	63-2-4518	63-2-4014
				08-2-0003.63-0001	63-2-4017
				63-2-4535	63-2-4040
				63-2-4570	

STX C-4		STX C-5		STX C-6	
PROVIDE TRUCK TRANSPORTATION		DEFEND ASSIGNED AREA		REDEPLOY UNIT TO HOME STATION	
63-2-4003	43-2-4508	63-2-4307	63-2-4306	63-2-4003	63-2-4821
63-2-4307	63-2-4535	63-2-4308	63-2-4334	63-2-4807	63-2-4822
63-2-4308	55-2-0011	63-2-4016	63-2-4522	63-2-4808	63-2-4823
63-2-4005	55-2-0038	63-2-4020	08-2-0003.63-0001	63-2-4814	63-2-4824
63-2-4006	55-2-0040	63-2-4021	10-2-4513	63-2-4815	63-2-4016
63-2-4016	55-2-0041	63-2-4023	63-2-4303	63-2-4816	63-2-4306
63-2-4018	63-2-4303	63-2-4024	63-2-4304	63-2-4817	63-2-4303
63-2-4020	63-2-4304	63-2-4025	63-2-4305	63-2-4818	63-2-4326
63-2-4226	63-2-4305	63-2-4026	63-2-4316	63-2-4819	63-2-4001
63-2-4306	63-2-4316	63-2-4027	63-2-4326	63-2-4820	63-2-4829
63-2-4334	63-2-4326	63-2-4028	63-2-4010		
08-2-0003.63-0001	63-2-4515				
43-2-0050	63-2-4552				
43-2-0096	55-2-0009				
43-2-4071	55-2-0010				
43-2-4392	55-2-0016				
43-2-4394	63-2-4017				

## CHAPTER 4

### TRAINING EXERCISES

**4-1. INTRODUCTION.** Training exercises are used to train and practice personnel in the performance of collective tasks. This MTP has two types of exercises: FTX and STX. These exercises assist you in developing, sustaining, and evaluating the unit's mission proficiency. This MTP has one FTX and six STXs (see Table 4-1).

**4-2. FIELD TRAINING EXERCISE.** The FTX is designed to provide a training method for the unit to train its personnel to perform its overall critical wartime mission. This FTX provides a logical sequence for the performance of tasks previously trained in the STXs.

**4-3. SITUATIONAL TRAINING EXERCISE.** The STX is a short, scenario-driven, mission-oriented tactical exercise used to train a group of closely related collective tasks. The STX may be modified by the unit commander based on local METT-T and available personnel and equipment. The STX provides the information for training personnel to perform the missions that make up the overall critical wartime mission. The STX performs the following functions:

- a. Provides repetitive training on the missions.
- b. Allows training to focus on identified weaknesses.
- c. Allows the unit to practice the mission before the critical wartime mission.
- d. Saves time by providing a majority of the information needed to develop a method for training.

**4-4. SAFETY.** During any training exercise, soldiers and leaders must be safety conscious. Evaluators and trainers have the responsibility to ensure that all training is conducted within established safety constraints. Prior to each exercise, all personnel will be briefed on specific safety measures that are to be taken during execution.

**Table 4-1. Training exercises**

EXERCISE	TITLE	PAGE
FTX C-A	Provide Motor Transport Services	4-3
STX C-1	Deploy Unit to a New Theater of Operations	4-17
STX C-2	Relocate Unit to a New Operating Site	4-23
STX C-3	Establish Unit Area of Operations	4-29

**Table 4-1. Training exercises (continued)**

<b>EXERCISE</b>	<b>TITLE</b>	<b>PAGE</b>
STX C-4	Provide Truck Transportation	4-35
STX C-5	Defend Assigned Area	4-41
STX C-6	Redeploy Unit to Home Station	4-47

**LIGHT, LIGHT-MEDIUM, AND MEDIUM COMPANIES****FTX C-A****PROVIDE MOTOR TRANSPORT SERVICES**

**1. Objective.** This FTX provides training for the light, light-medium, and medium truck companies in its critical wartime mission, Provide Motor Transport Services. This FTX is used for internal and external evaluations. The tasks that are executed during this exercise are listed in Table 4-2, pages 4-5 through 4-9.

**2. Interface.**

a. This FTX supports the Transportation Motor Transport Battalion FTX, Provide Transportation Support.

b. The following STXs support this FTX:

- (1) Deploy Unit to a New Theater of Operations (STX C-1).
- (2) Relocate Unit to a New Operating Site (STX C-2).
- (3) Establish Unit Area of Operations (STX C-3).
- (4) Provide Truck Transportation (STX C-4).
- (5) Defend Assigned Area (STX C-5).
- (6) Redeploy Unit to Home Station (STX C-6).

**3. Training Enhancers.**

a. Chapter 2, Training Matrix, shows the collective tasks that must be mastered to perform the unit's missions. Training that will improve the unit's ability to perform its missions are:

(1) Planning, controlling, and providing transportation services. This training may be conducted in garrison and in local training area by one of the following methods:

(a) MAPEX combined with a sand or terrain table model exercise. A map of the actual area where the FTX is to be conducted and a sand table model to match the terrain should be used, if possible.

(b) Tactical exercise without troops.

(c) COMEX (to practice communications techniques).

(2) Establishing an aggressive spirit in leaders and units by the following activities:

- (a) Aggressive unit sport and physical fitness program.
- (b) Leader and individual confidence courses.
- (c) Appropriate training films that have aggressive and positive effect on the soldiers.
- (d) Awareness of unit's heritage.

b. This exercise begins with the receipt of a warning order and ends after redeployment of the unit. AARs are conducted as shown in Table 4-3, pages 4-10 through 4-13. Table 4-3 is a suggested scenario. Figure 4-1, page 4-14, illustrates the general sequence of task performances in this exercise.

c. This exercise may be conducted under several options.

(1) Conditional options.

- (a) Support offensive operations.
- (b) Support defensive operations.
- (c) Support retrograde operations.
- (d) Day or night operations.
- (e) Adverse weather conditions.

(2) Operational options.

- (a) Conduct self-defense operations (move, set up, and defend unit assigned area).
- (b) Conduct logistical operations (move, set up, and transport personnel, equipment, and cargo).
- (c) Conduct self-recovery operations (receive, move, and to recover mired or disabled vehicle).



**Table 4-2. T&EOs from chapter 5 to use for evaluating FTX C-A**

<b>TASK TITLE</b>	<b>TASK NUMBER</b>	<b>PAGE</b>
Prepare Unit to Move	63-2-4002	5-8
Conduct Tactical Road March	63-2-4003	5-14
Perform Advance/Quarterming Party Activities	63-2-4008	5-20
Occupy New Operating Site	63-2-4009	5-25
Perform Deployment Alert Activities	63-2-4801	5-28
Perform Human Resources Predeployment Activities	63-2-4802	5-32
Perform Predeployment Training Activities	63-2-4803	5-36
Perform Predeployment Supply Activities	63-2-4804	5-38
Perform Predeployment Maintenance Activities	63-2-4805	5-42
Prepare Vehicles and Equipment for Deployment	63-2-4806	5-47
Prepare Unit for Nontactical Move	63-2-4807	5-54
Conduct Nontactical Road March	63-2-4808	5-58
Perform Sea Port of Embarkation Activities for Deployment	63-2-4809	5-62
Perform Aerial Port of Embarkation Activities for Deployment	63-2-4810	5-68
Perform Aerial Port of Debarkation Activities for Deployment	63-2-4811	5-73
Perform Sea Port of Debarkation Activities for Deployment	63-2-4812	5-77
Prepare Equipment Reception Team for Tactical Road March	63-2-4813	5-82
Perform Redeployment Human Resources Actions	63-2-4814	5-86
Perform Redeployment Training Activities	63-2-4815	5-90
Perform Redeployment Supply Activities	63-2-4816	5-93
Perform Redeployment Maintenance Activities	63-2-4817	5-96
Prepare Vehicles and Equipment for Redeployment	63-2-4818	5-101

**Table 4-2. T&EOs from chapter 5 to use for evaluating FTX C-A (continued)**

<b>TASK TITLE</b>	<b>TASK NUMBER</b>	<b>PAGE</b>
Perform Sea Port of Embarkation Activities for Redeployment	63-2-4819	5-110
Perform Aerial Port of Embarkation Activities for Redeployment	63-2-4820	5-117
Perform Aerial Port of Debarkation Activities for Redeployment	63-2-4821	5-122
Perform Home Station Activities	63-2-4822	5-125
Perform Sea Port of Debarkation Activities for Redeployment	63-2-4823	5-129
Perform Demobilization Station Activities	63-2-4824	5-133
Conduct Integration Activities	63-2-4825	5-137
Conduct Staging Activities	63-2-4826	5-139
Use Passive Air Defense Measures	63-2-4307	5-143
Take Active Air Defense Measures Against Hostile Aircraft	63-2-4308	5-147
Set Up Truck Platoon	55-2-0007	5-151
Cross a Radiologically Contaminated Area	63-2-4005	5-153
Defend Convoy Elements	63-2-4006	5-162
Set Up Unit Defense	63-2-4011	5-170
Prepare Unit for Nuclear, Biological, and Chemical Conditions	63-2-4013	5-176
Employ Operations Security Measures	63-2-4016	5-181
Perform Operational Decontamination	63-2-4018	5-186
Perform Thorough Decontamination	63-2-4019	5-189
Respond to the Initial Effects of a Nuclear Attack	63-2-4020	5-192
Defend Against a Level I Attack	63-2-4021	5-195
Prepare Unit for Level II/III Threat	63-2-4022	5-199

**Table 4-2. T&EOs from chapter 5 to use for evaluating FTX C-A (continued)**

<b>TASK TITLE</b>	<b>TASK NUMBER</b>	<b>PAGE</b>
Conduct Hasty Displacement	63-2-4023	5-202
Defend Unit Area	63-2-4024	5-205
Perform Withdrawal Under Fire	63-2-4025	5-210
Reorganize Unit Defense	63-2-4026	5-213
Execute Battle Handover	63-2-4027	5-216
Perform Area Damage Control Functions	63-2-4028	5-219
Cross a Chemically Contaminated Area	63-2-4226	5-222
Employ Physical Security Measures	63-2-4306	5-229
Respond to a Chemical Attack	63-2-4334	5-233
Destroy Supplies and Equipment	63-2-4522	5-238
Treat Casualties	08-2-0003.63-0001	5-243
Perform Unit Mortuary Affairs Operations	10-2-4513	5-248
Perform Maintenance Control Functions	43-2-0050	5-254
Provide Repair Parts Supply Support	43-2-0096	5-258
Perform Recovery Operations	43-2-4071	5-263
Maintain Records and Publications	43-2-4392	5-266
Perform Controlled Exchange of Repair Parts	43-2-4394	5-268
Perform Combat Repair Teams Functions	43-2-4508	5-270
Supervise Maintenance Platoon Operations	43-2-4535	5-272
Set Up Maintenance Platoon Headquarters and Sections	43-2-4570	5-274
Transport Personnel and Cargo	55-2-0011	5-278

**Table 4-2. T&EOs from chapter 5 to use for evaluating FTX C-A (continued)**

<b>TASK TITLE</b>	<b>TASK NUMBER</b>	<b>PAGE</b>
Transport Dry and Refrigerated Containerized Cargo	55-2-0038	5-285
Transport Bulk Water	55-2-0040	5-292
Transport Bulk Petroleum	55-2-0041	5-299
Provide Human Resources Support	63-2-4015	5-305
Combat Battlefield Stress	63-2-4303	5-309
Process Enemy Prisoners of War	63-2-4304	5-313
Process Captured Documents and Equipment	63-2-4305	5-316
Perform Field Sanitation Functions	63-2-4315	5-319
Transport Casualties	63-2-4316	5-323
Perform Risk Management Procedures	63-2-4326	5-328
Provide Unit Supply Support	63-2-4515	5-331
Set Up Unit Headquarters and Bivouac Areas	63-2-4518	5-334
Perform Unit-Level Maintenance	63-2-4552	5-338
Provide Command and Control of Transportation Operations	55-2-0009	5-345
Supervise Truck Platoon Operations	55-2-0010	5-349
Maintain ITV, Redirect Operators, and Provide Commitments Using MTS	55-2-0016	5-352
Plan Unit Move	63-2-4001	5-356
Plan Occupation of New Area of Operations	63-2-4007	5-360
Plan Unit Defense	63-2-4010	5-363
Plan Area Damage Control Operations	63-2-4014	5-368
Maintain Communications	63-2-4017	5-371
Establish Communications	63-2-4040	5-377

**Table 4-2. T&EOs from chapter 5 to use for evaluating FTX C-A (continued)**

<b>TASK TITLE</b>	<b>TASK NUMBER</b>	<b>PAGE</b>
Plan Unit Mobilization in a Peacetime Environment	63-2-4827	5-380
Plan Unit Deployment Activities Upon Receipt of a Warning Order	63-2-4828	5-385
Plan Unit Redeployment	63-2-4829	5-389

#### 4. General Situation.

a. The transportation light, light-medium, and medium truck companies are attached to a Transportation Motor Transport Battalion. The battalion will begin new operations in the near future. The unit commanders are charged with the unit movement plans, movement, and routine or specialized mission. The companies, as part of the Transportation Motor Transport Battalion, must deploy to a new theater of operations, relocate to a new operating site, establish area of operations, provide truck transportation, defend assigned area, and then redeploy to home station. The unit will be prepared for threat activity during movement, establishment of new unit operating site, and during operations. The battalion will provide guidance to the commanders when Level II/III threat is anticipated. The companies will cease operations and participate in battle handover. If the situation requires the companies to perform hasty displacement, this exercise will terminate after that activity.

b. This exercise is also conducted under all day and night environmental conditions. The unit will operate under threat of NBC, by ground or air attack, indirect fire, and electronic warfare.

c. This exercise is also conducted under threat of Level I, II, or III attack, or during NBC operations.

**Table 4-3. Sample unit FTX C-A scenario**

Sequence	Event	Estimated Time
	<b>Deploy Unit to a New Theater of Operations</b>	
1	Receive and verify warning order	20 min
2	Initiate recall plan	30 min
3	Perform administrative and soldier readiness processing activities	3 hr
4	Inspect unit's vehicles and equipment	2 hr
5	Load vehicles and equipment	3 hr
6	AAR	1 hr
7	Receive movement order	30 min
8	Conduct nontactical road march	1 hr
9	Arrive at APOE/SPOE	10 min
10	Perform embarkation activities	2 hr
11	Arrive at APOD/SPOD	30 min
12	Perform debarkation activities	2 hr
13	Perform staging and marshaling activities	2 hr
14	Conduct theater reception operations	2 hr
15	Coordinate theater integration activities	2 hr
16	AAR	1 hr

**Table 4-3. Sample unit FTX C-A scenario (continued)**

Sequence	Event	Estimated Time
	<b>Relocate Unit to a New Operating Site</b>	
17	Receive and verify warning order	10 min
18	Conduct route reconnaissance	1 hr
19	Provide input to S2/3	20 min
20	Plan unit move	30 min
21	Plan occupation of site	20 min
22	Prepare vehicles and equipment	1 hr
23	Organize march elements	1 hr
24	Organize advance/quartermen party	15 min
25	Receive movement order	30 min
26	Brief advance/quartermen party	5 min
27	Dispatch advance/quartermen party	10 min
28	Cross SP	5 min
29	Conduct tactical convoy operations to relocate to new operating site	1 hr
30	Cross RP	5 min
31	AAR	30 min
32	Brief march elements	10 min
33	Dispatch march elements	30 min
34	Cross SP	10 min
35	Conduct tactical convoy operations to relocate to new operating site	1 hr
36	Cross contaminated area	45 min
37	Threat interdiction	40 min
38	Continues convoy	45 min
39	Cross RP	30 min
40	AAR	1 hr
	<b>Establish Unit Area of Operations</b>	
41	Perform advance/quartermen party activities	4 hrs
42	Establish unit area of operations	6 hrs
43	Organize unit defense	2 hrs
44	AAR	1 hr
	<b>Provide Truck Transportation</b>	
45	Conducts transportation services	8 hr
46	Performs unit level operations to support unit's mission	8 hr
47	AAR	1 hr

Table 4-3. Sample unit FTX C-A scenario (continued)

Sequence	Event	Estimated Time
	<b>Defend Assigned Area</b>	
48	Defend unit area	15 min
49	Receive alert message	4 hr
50	Occupy fighting positions	1 hr
51	Increase perimeter manning	10 min
52	Assemble reaction force	10 min
53	React to Level I threat	45 min
54	Respond to NBC attack	45 min
55	Perform decontamination and monitoring operations	40 min
56	Receive notification of Level II/III ground attack	45 min
57	Increase defense preparation	10 min
58	Defend against OPFOR attack	30 min
59	Detect threat	4 hr
60	Engage threat	2 hr
61	Request indirect fire or close air support	30 min
62	Disengage threat	12 hr
63	Conduct hasty displacement	30 min
64	Handover battle to tactical combat force/MP	10 min
65	Reorganize unit	15 min
66	Conduct ADC	20 min
67	Treat casualties	30 min
68	Evacuate casualties	30 min
69	Perform mortuary affairs operations	1 hr
70	Reconstitute unit	1 hr
71	AAR	2 hr



Table 4-3. Sample unit FTX C-A scenario (continued)

Sequence	Event	Estimated Time
	<b>Redeploy Unit to Home Station</b>	
72	Receive and verify warning order for redeployment	10 min
73	Perform administrative and SRP activities	30 min
74	Dismantle current operating site	1 hr
75	Inspect vehicles and equipment	15 min
76	Load vehicles and equipment	30 min
77	AAR	30 min
78	Receive movement order	1 hr
79	Conduct nontactical road march	30 min
80	Arrive APOE/SPOE	1 hr
81	Perform staging activities	2 hr
82	Perform embarkation activities	1 hr
83	AAR	1 hr
84	Arrive APOD/SPOD	2 hr
85	Perform debarkation activities	3 hr
86	Perform staging activities	1 hr
87	Receive movement order	30 min
88	Conduct nontactical road march	1 hr
89	Arrive home station	2 hr
90	Conduct home station activities	2 hr
91	Final AAR	3 hr
	<b>TOTAL TIME:</b>	123 hr, 43 min
<p><b>NOTE 1:</b> Events will be performed to standard, not time limitation. The time required to train an event will vary based on METT-T factors and the training proficiency of the unit.</p>		
<p><b>NOTE 2:</b> Additional time is required if large portions of the exercise are conducted at night, under limited visibility, or under MOPP conditions.</p>		

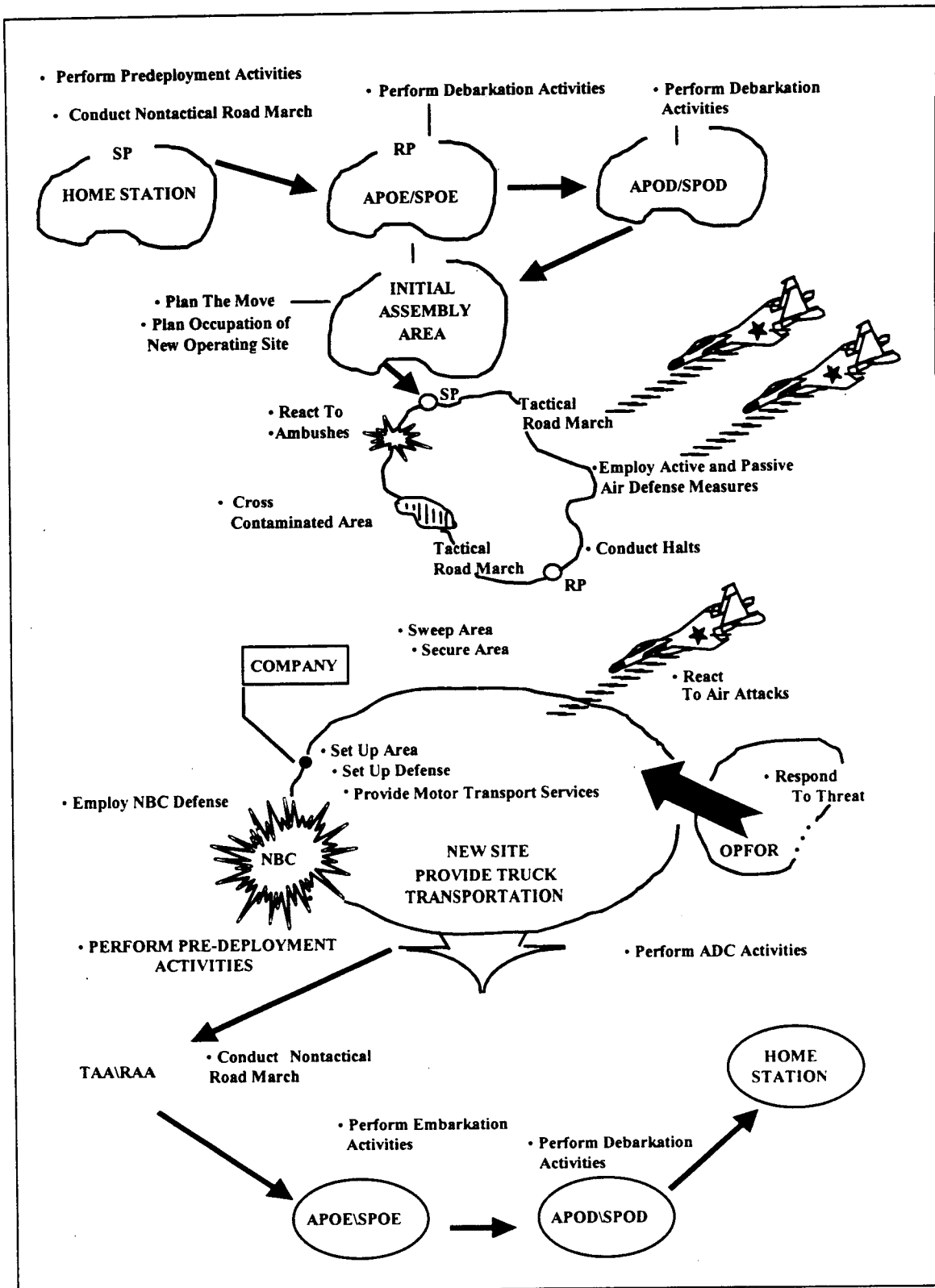


Figure 4-1. General scenario illustration

**5. Special Situation.** The commander has received the following warning order:

The unit will deploy to a new theater of operations NLT \_\_\_\_\_ to vicinity coordinates \_\_\_\_\_. At the new theater of operations the commander will receive a WARNO to relocate to a new operating site and establish a unit area of operations to support the transportation motor transport battalion. Begin your planning process for deploying, relocating, establishing, providing truck transportation services, and defending the assigned area. This exercise will begin with receipt of this warning order and ends on notification from me to redeploy to home station.

**6. Support Requirements.**

a. **Minimum Trainers/Evaluators.** The commander will conduct this exercise. He will be the trainer and also the primary evaluator. If possible, there should be an evaluator with each platoon. At least one other evaluator is required with the OPFOR.

b. **Vehicles/Communications.** Communications equipment is needed for each controller/evaluator and the primary trainer. Radios are required for OPFOR vehicles during operations. Each controller/evaluator reports directly to the primary trainer.

c. **Opposing Force.** An OPFOR platoon (+) and one aircraft are required for the exercise for Level II threat activities. The OPFOR should be well trained in patrolling, assault, and guerrilla tactics. The OPFOR should have specific missions in the unit area.

d. **Maneuver Area.** Depending upon the LTA, it is desirable to have a training area with minimum dimension of 1.5 by 1.5 kilometers. A road network is required that allows a road march of at least 10 kilometers.

e. **Master Incident List.** During the FTX, MIL items should be continually fed into proper channels. Input from battalion staff and OPFOR causes response from the unit. A major purpose of this FTX is to drive unit and subordinate elements to a simulated combat level of support requirements.

f. **Using Units.** In order to perform this exercise, support units must be in the field requesting transport of supplies, equipment, and personnel.

g. **Consolidated Support Requirements.** Table 4-4, page 4-16, shows the support needed to successfully complete this FTX.

**Table 4-4. Sample consolidated support requirements, FTX C-A**

<b>AMMUNITION</b>	<b>QUANTITY</b>
5.56-mm SAW (blank)	600 rounds/wpn
5.56-mm (blank)	120 rounds/wpn
7.62-mm (blank)	400 rounds/wpn
40-mm (blank)	768 rounds/wpn
.45 cal/M9 (blank)	30 rounds/wpn
.50 cal (blank)	400 rounds/wpn
Blank adapter	1 set/wpn
<b>MILES</b>	1 set/wpn
Smoke grenades	4 unit
<b>OPFOR</b>	
Simulators, hand grenades	2 per man
Simulators, hand grenades	10 OPFOR
<b>ATWESS</b>	2 per LAW
Claymores (tng)	4-6 unit
Simulators, arty	10 trainer/evaluator
Simulators, booby trap	10 unit
Simulators, arty	10 OPFOR
<b>FUEL</b>	
Multiply the pieces of equipment times the amount of fuel per mile or hour times the tentative operating mileage or hour.	
<b>NBC EQUIPMENT</b>	
AN/ODR-TI (Radiac set)	1 each
M72A2 Chemical Stimulant	2 each
CS Grenades	4 each
IM 174 PD Radiac meter	5 each
IM 93/UD Dosimeter	13 each
<b>OTHER</b>	
Meals	3 per man, per day
War wound moulage set	1 each
Aircraft for simulated air attack	1 each
Fire Marker Control System	(when available)
<b>NOTE:</b> The consolidated support requirements outlined in this FTX are intended as suggestions only. Local policies or constraints may not allow for provisioning of these items in the suggested amount.	

**LIGHT, LIGHT-MEDIUM, AND MEDIUM COMPANIES****STX C-1****DEPLOY UNIT TO A NEW THEATER OF OPERATIONS**

**1. Objective.** This STX trains the unit in deployment to a new theater of operations. This STX also provides the commander and key leaders with practice in planning unit movement during deployment activities. The unit must become proficient in planning and preparing the unit for deployment operations.

**2. Interface.**

a. This STX supports the unit FTX--Provide Motor Transport Services.

b. This STX supports the higher echelon STX--Supervise Deployment of Subordinate Elements to New Theater of Operations.

**3. Training.****a. Leader Training.**

(1) This STX can be used to plan and implement deployment (land, sea, or air) of the unit as a part of an FTX.

(2) During classroom activities, the use of the TSOP and the responsibilities and procedures outlined in FMs 55-9, 55-10, 55-12, 55-65, and 100-17; and ARs 220-10, 700-84, and 750-1 should be discussed and the T&EOs listed in this STX should be reviewed.

(3) The leader should use a map of the area where the STX is to be conducted and a sand table model to match the actual terrain, if possible.

(4) CPX, CFX, and TEWTs provide ground training for leaders when the exact area of the STXs is used.

(5) Simulations and games teach leaders as part of a continuing officer and NCO development program.

(6) Tips for leader training.

(a) Leaders should familiarize themselves with the procedures for planning and executing deployment operations.

(b) Leaders should review the unit and higher echelon deployment SOPs.

(c) Leaders should conduct a reconnaissance of the training area where deployment activities will take place, if possible.

**b. Tips for Training.**

(1) After the unit demonstrates proficiency for the tasks in this STX, this STX can be trained under several options:

- (a) Inclement weather.
- (b) Various unit category levels.
- (c) Different mode of transportation.
- (d) With or without OPFOR interdiction.
- (e) Day or night.
- (f) Movement over single or multiple routes.

(2) The unit must become proficient in the basics of planning and executing deployment before attempting complex actions.

(3) After proficiency in this STX is reached, the unit sustains proficiency by executing this STX as part of an FTX.

**4. Training Enhancers.**

a. The commander, in coordination with higher echelon command, secures deployment SOPs and reviews deployment outload team rosters.

b. UMO/NCO updates unit deployment plans in coordination with unit leaders.

c. The higher echelon S2/S3 provides unit with the deployment sequence.

d. Unless otherwise approved by the chief OC, all reports and recommendations should be provided in hard copy to the senior trainer for evaluation.

e. This exercise begins with receipt of a deployment warning order and ends when unit arrives at the theater of operations. AARs are conducted as shown in Table 4-5, page 4-20. Table 4-5 is a suggested scenario.

**5. General Situation.**

a. The unit is deployed from its home station or mobilization site to a new area of operations. The unit is under the command and control of a higher echelon command.

b. The commander, UMO, and NCOs provides unit movement data.

- c. The installation provides required deployment support.
- d. The OCONUS location is identified.
- e. This exercise is conducted in all environmental conditions.

6. **FRAGO.** The commander issues the following WARNO: "Unit is prepared to deploy to a new theater of operations. Unit will deploy from home station to APOE/SPOE to APOD/SPOD."

#### 7. **Support Requirements.**

a. **Minimum Trainer and OCs.** This exercise should be conducted with the unit commander as the trainer and primary OC. A minimum of two OCs is required.

#### b. **Opposing Force.**

(1) The OPFOR may or may not be required when exercise is conducted as part of a CPX. The OPFOR should be used if exercise is part of an FTX.

(2) The OPFOR should have specific missions and be controlled whenever used.

(3) The MILES can be used or the OCs can assess damage to equipment and personnel casualties.

c. **Vehicles and Communications.** Vehicles and communications equipment organic to the unit are used. When OPFOR is employed, a vehicle and radio for the OCs are needed.

d. **Maneuver Area.** Depending upon the LTA, it is desirable to have an adequate training area that is 1.5 by 1.5 kilometers for deployment. A road network is required that allows a road march of at least 25 kilometers.

e. **Master Incident List.** During this STX, the MIL is essential to provide input to drive unit actions.

f. **Consolidated Support Requirements.** Table 4-6, page 4-21, shows the suggested support requirements for this STX.

**Table 4-5. Sample light, light-medium, and medium companies STX C-1 scenario**

Sequence	Event	Estimated Time
1	Receive and verify deployment warning order	20 min
2	Initiate recall plan	30 min
3	Perform administrative and soldier readiness processing activities	3 hr
4	Inspect unit's vehicles and equipment	2 hr
5	Load vehicles and equipment	3 hr
6	AAR	1 hr
7	Receive movement order	30 min
8	Conduct nontactical road march	1 hr
9	Arrive at APOE/SPOE	10 min
10	Perform embarkation activities	2 hr
11	Arrive at APOD/SPOD	30 min
12	Perform debarkation activities	2 hr
13	Perform staging and marshaling activities	2 hr
14	Conduct theater reception operations	2 hr
15	Coordinate theater integration activities	2 hr
16	AAR	1 hr
	<b>TOTAL TIME:</b>	23 hr
<p><b>NOTE 1:</b> Events will be performed to standard, not time limitation. The time required to train an event will vary based on METT-T factors and the training proficiency of the unit.</p>		
<p><b>NOTE 2:</b> Additional time is required if large portions of the exercise are conducted at night, under limited visibility, or under MOPP conditions.</p>		



**Table 4-6. Sample consolidated support requirements for STX C-1**

<b>AMMUNITION</b>	<b>QUANTITY</b>
5.56mm SAW (blank)	600 rounds/wpn
5.56mm (blank)	120 rounds/wpn
7.62mm (blank)	400 rounds/wpn
40mm (blank)	768 rounds/wpn
M9mm (blank)	30 rounds/wpn
Blank adapter	1 set/wpn
<b>MILES</b>	1 set/wpn
Smoke grenades	4 per company 2 per OPFOR
Simulators, hand grenades	2 per man
Simulators, hand grenades	10 per OPFOR
ATWESS	2 per LAW
<b>EQUIPMENT</b>	
All organic equipment to include TOE and CTA authorized. Rail and aircraft load simulations.	
<b>FUEL</b>	
Multiply the pieces of equipment times the amount of fuel per mile or hour times the tentative operating mileage or hour.	
<b>NBC EQUIPMENT</b>	
<b>NOTE:</b> The consolidated support requirements outlined for this STX are intended as suggestions. Local policies or constraints may not allow for providing the items.	

8. **T&EO Sequence.** Table 4-7 lists the T&EOs for this STX.

**Table 4-7. T&EOs from chapter 5 to use in evaluating STX C-1**

<b>TASK TITLE</b>	<b>TASK NUMBER</b>	<b>PAGE</b>
Perform Deployment Alert Activities	63-2-4801	5-28
Perform Human Resources Predeployment Activities	63-2-4802	5-32
Perform Predeployment Training Activities	63-2-4803	5-36
Perform Predeployment Supply Activities	63-2-4804	5-38
Perform Predeployment Maintenance Activities	63-2-4805	5-42
Prepare Vehicles and Equipment for Deployment	63-2-4806	5-47

**Table 4-7. T&EOs from chapter 5 to use in evaluating STX C-1 (continued)**

<b>TASK TITLE</b>	<b>TASK NUMBER</b>	<b>PAGE</b>
Prepare Unit for Nontactical Move	63-2-4807	5-54
Conduct Nontactical Road March	63-2-4808	5-58
Perform Sea Port of Embarkation Activities for Deployment	63-2-4809	5-62
Perform Aerial Port of Embarkation Activities for Deployment	63-2-4810	5-68
Perform Aerial Port of Debarkation Activities for Deployment	63-2-4811	5-73
Perform Sea Port of Debarkation Activities for Deployment	63-2-4812	5-77
Prepare Equipment Reception Team for Tactical Road March	63-2-4813	5-82
Perform Demobilization Station Activities	63-2-4824	5-133
Conduct Integration Activities	63-2-4825	5-137
Conduct Staging Activities	63-2-4826	5-139
Employ Operations Security Measures	63-2-4016	5-181
Employ Physical Security Measures	63-2-4306	5-229
Combat Battlefield Stress	63-2-4303	5-309
Perform Risk Management Procedures	63-2-4326	5-328
Plan Unit Mobilization in a Peacetime Environment	63-2-4827	5-380
Plan Unit Deployment Activities Upon Receipt of a Warning Order	63-2-4828	5-385

**LIGHT, LIGHT-MEDIUM, AND MEDIUM COMPANIES****STX C-2****RELOCATE UNIT TO A NEW OPERATING SITE**

**1. Objective.** This STX trains the unit in planning, coordinating, and relocating to a new operating site. This STX provides the commander and key leaders practice in selecting routes, planning occupation of the new area, coordinating required support for the move, and controlling the movement. The unit must become proficient in planning and preparing the move.

**2. Interface.**

a. This STX supports the unit FTX--Provide Motor Transport Services.

b. This STX supports the higher echelon STX--Supervise Relocation of Subordinate Elements and Sustainment Resources.

**3. Training.**

a. **Leader Training.**

(1) This STX can be used to plan and implement movement of the unit as part of a CPX or FTX.

(2) During classroom activities, the use of the TSOP and responsibilities and procedures outlined in FM 55-30 and FM 7-20 should be discussed, and the T&EOs listed in this STX should be reviewed.

(3) CPX, CFX, and TEWT provide ground training for leaders when the exact STX area is used.

(4) Tips for leader training.

(a) Leaders should familiarize themselves with the procedures for planning and executing movement.

(b) The unit TSOP should be reviewed.

(c) A map/route reconnaissance should be conducted, if possible, of the training area where the unit will relocate.

**b. Tips for Training.**

(1) After the unit demonstrates proficiency for the tasks in this STX, this STX can be trained under several options:

- (a) Elements moving over single or multiple routes.
- (b) With or without OPFOR interdictions.
- (c) With or without NBC environment.
- (d) Day or night.
- (e) Single or multiple lift move.

(2) The unit must become proficient in the basics of planning and conducting the movement and relocation of the unit before attempting complex actions.

(3) After proficiency in this STX is reached, the unit sustains proficiency by executing this STX as part of an FTX.

**4. Training Enhancers.**

a. The unit commander provides transportation support based on the commander's guidance and personnel and vehicle availability. The enemy situation will affect the movement requirements.

b. The unit plans the move in conjunction with higher HQ.

c. Unless otherwise approved by the chief OC, all reports and recommendations should be provided in hard copy to the senior trainer for evaluation.

d. The unit should be able to relocate at least once every 5 days as a standard capability.

e. This exercise begins with receipt of a warning order to relocate to a designated area and ends after unit has crossed the RP. AARs are conducted as shown in Table 4-8. Table 4-8 is a suggested scenario.

**Table 4-8. Sample light, light-medium, and medium companies STX C-2 scenario**

Sequence	Event	Estimated Time
1	Receive and verify warning order	10 min
2	Analyze mission	30 min
3	Prepare movement plan	2 hr
4	Prepare site occupation plan	30 min
5	Provide input to S2/S3	20 min
6	Organize march elements	20 min
7	Conduct route reconnaissance	1 hr
8	Prepare vehicles and equipment	1 hr
9	Receive movement order	30 min
10	Conduct nontactical convoy operations to operating site	1 hr
11	Cross SP	10 min
12	Conduct nontactical road march	1 hr
13	Cross RP	10 min
14	AAR	30 min
15	Receive and verify warning order for relocation to new operating site	10 min
16	Plan the move	30 min
17	Organize advance/quartering party	10 min
18	Brief advance/quartering party	15 min
19	Dispatch advance/quartering party	15 min
20	Conduct advance/quartering party operation	4 hr
21	AAR	1 hr
22	Conduct tactical convoy operations to relocate to new operating site	10 min
23	Cross SP	10 min
24	Conduct tactical road march	30 min
25	Cross contaminated area	30 min
26	Threat interdiction	40 min
27	Continue convoy	30 min
28	Cross RP	10 min
29	AAR	30 min
	<b>TOTAL TIME:</b>	19 hr, 7 min
<b>NOTE 1:</b> Events will be performed to standard, not time limitation. The time required to train an event will vary based on METT-T factors and the training proficiency of the unit.		
<b>NOTE 2:</b> Additional time is required if large portions of the exercise are conducted at night, under limited visibility, or under MOPP conditions.		

## 5. General Situation.

- a. The unit has arrived at the new theater of operations and has assembled the unit's equipment in the initial assembly area. Upon receipt of a movement order, the unit will relocate to a new operating site.
- b. Pertinent maps and engineer overlays are available.
- c. The unit or higher HQ will perform route reconnaissance.
- d. The OPFOR is capable of launching air or ground attacks, employing NBC agents, and engaging in EW.
- e. Major deviation(s) from the movement plan may occur.
- f. This exercise is conducted in all environmental conditions.

6. **FRAGO.** The commander issues the following FRAGO: "The MSR has been hit with chemical contamination, intelligence reports also states that enemy activity has been observed in or around the vicinity. Reroute the convoy if time permits; if not, stay on MSR and proceed with caution."

## 7. Support Requirements.

a. **Minimum Trainers/OCs.** This exercise should be conducted with the unit commander as the trainer and primary OC. A minimum of two OCs is required.

### b. Opposing Force.

(1) OPFOR may or may not be required when the exercise is conducted as part of a CPX. OPFOR should be used if the exercise is part of an FTX.

(2) OPFOR should have specific missions and be controlled when used.

(3) MILES can be used, or the OC can assess damage to the unit.

c. **Vehicles and Communications.** Vehicles and communications equipment organic to the unit are used. When an OPFOR is employed, a vehicle and radio are needed for the OC.

d. **Maneuver Area.** A training area of sufficient size, approximately 250 by 250 meters, is needed to support the number of vehicles and equipment in the unit. A road network is required that allows a road march of at least 20 kilometers. Vegetation and terrain should allow cover and concealment for facilities, vehicles, and equipment.

e. **Master Incident List.** During the STX, MIL is essential to provide input to drive unit actions.

f. **Consolidated Support Requirements.** Table 4-9 shows the suggested support requirements for this STX.

**Table 4-9. Sample consolidated support requirements for STX C-2**

<b>AMMUNITION</b>	<b>QUANTITY</b>
5.56mm (Blank)	120 rds/per wpn
7.62mm (Blank)	100 rds/per wpn
Smoke Grenades	4/per unit/OPFOR
Arty Simulator	4/per OPFOR
MILES	1 set per soldier/equipment
<b>EQUIPMENT</b>	
All equipment organic to each unit to include TOE and CTA authorized.	
<b>FUEL</b>	
<b>QUANTITY</b>	
Multiply the pieces of equipment times the amount of fuel per mile or hour times the tentative operating mileage or hour.	
<b>NBC EQUIPMENT</b>	
AN/PDR-T1 (Radiation Survey Set)	1 per unit
M72A2 Kit: Chemical Stimulant	1 each
CS Grenades	4/per OPFOR
<b>OTHER</b>	
Field rations	as required
War Wound Mouflage Set	1 each
Aircraft for simulated air attack	1 each
<b>NOTE:</b> The consolidated support requirements outlined for this STX are intended as suggestions only. Local policies or constraints may not allow for provisioning of all of the items in this table.	

8. **T&EO Sequence.** Table 4-10 lists the T&EOs for this STX.

**Table 4-10. T&EOs from chapter 5 to use in evaluating STX C-2**

<b>TASK TITLE</b>	<b>TASK NUMBER</b>	<b>PAGE</b>
Prepare Unit to Move	63-2-4002	5-8
Conduct Tactical Road March	63-2-4003	5-14
Perform Advance/Quartering Party Activities	63-2-4008	5-20
Use Passive Air Defense Measures	63-2-4307	5-143
Take Active Air Defense Measures Against Hostile Aircraft	63-2-4308	5-147
Cross a Radiologically Contaminated Area	63-2-4005	5-153

**Table 4-10. T&EOs from chapter 5 to use in evaluating STX C-2 (continued)**

<b>TASK TITLE</b>	<b>TASK NUMBER</b>	<b>PAGE</b>
Defend Convoy Elements	63-2-4006	5-162
Employ Operations Security Measures	63-2-4016	5-181
Perform Operational Decontamination	63-2-4018	5-186
Perform Thorough Decontamination	63-2-4019	5-189
Respond to the Initial Effects of a Nuclear Attack	63-2-4020	5-192
Cross a Chemically Contaminated Area	63-2-4226	5-222
Employ Physical Security Measures	63-2-4306	5-229
Respond to a Chemical Attack	63-2-4334	5-233
Treat Casualties	08-2-0003.63-0001	5-243
Transport Personnel and Cargo	55-2-0011	5-278
Combat Battlefield Stress	63-2-4303	5-309
Process Enemy Prisoners of War	63-2-4304	5-313
Process Captured Documents and Equipment	63-2-4305	5-316
Transport Casualties	63-2-4316	5-323
Perform Risk Management Procedures	63-2-4326	5-328
Perform Unit-Level Maintenance	63-2-4552	5-338
Plan Unit Move	63-2-4001	5-356



**LIGHT, LIGHT-MEDIUM, AND MEDIUM COMPANIES****STX C-3****ESTABLISH UNIT AREA OF OPERATIONS**

**1. Objective.** This STX trains the unit in setting up its area of operations. This STX provides the commander and leaders practice in planning, coordinating, and controlling the establishment of the operational area. The unit must become proficient in establishing the AO and defensive positions.

**2. Interface.**

a. This STX supports the unit FTX-Provide Motor Transport Services.

b. This STX supports the higher echelon STX-Supervise Establishment of Subordinate Elements and Facilities.

**3. Training.**

**a. Leader Training.**

(1) This STX can be used to establish the unit area as a part of a CPX or an FTX.

(2) During classroom activities, the use of the TSOP, the responsibilities and procedures outlined in the unit's doctrinal publications, and the T&EOs listed in this STX should be reviewed.

(3) Leaders should use a map of the actual area where the STX is to be conducted, and a sand table model to match the actual terrain, if possible.

(4) Tips for leader training.

(a) Leaders should familiarize themselves with the procedures for setting up your type unit AO.

(b) Leaders should review the unit and higher echelon TSOPs.

(c) If possible, leaders should conduct a reconnaissance of the training area where setup will take place.

**b. Tips for Training.**

(1) After the unit demonstrates proficiency for the tasks in this STX, this STX can be trained under several options:

- (a) With or without OPFOR interdiction.
- (b) With or without NBC conditions.
- (c) In a field or MOUT environment.

(2) The unit must become proficient in the basics of setting up before attempting complex actions.

(3) After proficiency in this STX is reached, the unit sustains proficiency by executing this STX as part of an FTX.

#### **4. Training Enhancers.**

a. The advance/quartering party has secured the site and has prepared for the arrival of the main body. The unit must be prepared to establish their area of operations and to set up defensive positions to defend against day or night air, ground, or terrorist attacks and to protect against NBC operations.

b. The unit establishes the new operating site LAW the layout plans. When the site is operational, the higher echelon S2/S3 is notified that the unit is prepared to perform its operational mission.

c. Unless otherwise approved by the chief OC, all reports and recommendations should be provided in hard copy to the senior trainer for evaluation.

d. This exercise begins when the unit advance/quartering party arrives at the new site and ends when the unit area is established. AARs are conducted as shown in Table 4-11. Table 4-11 is a suggested scenario.

#### **5. General Situation.**

a. The advance/quartering party has performed preliminary security and organization of the new site. The unit has established the unit area and defensive positions.

b. A site reconnaissance has been performed.

c. A tentative layout plan and defense plan are available.

d. Sufficient supplies and equipment are available.

e. NBC detection equipment is available.

f. The exercise is conducted in a field site or MOUT environment.

g. The OPFOR has the potential to conduct ground, air, and NBC warfare.

h. This exercise is conducted in all environmental conditions.

**Table 4-11. Sample light, light-medium, and medium companies STX C-3 scenario**

Sequence	Event	Estimated Time
1	Perform advance/quartering party activities	4 hr
1	Establish unit area of operations	6 hr
2	Organize unit defense	2 hr
6	AAR	1 hr
<b>TOTAL TIME:</b>		13 hr
<p><b>NOTE 1:</b> Events will be performed to standard, not time limitation. The time required to train an event will vary based on METT-T factors and the training proficiency of the unit.</p> <p><b>NOTE 2:</b> Additional time is required if large portions of the exercise are conducted at night, under limited visibility, or under MOPP conditions.</p>		

6. **FRAGO.** The commander issues the following FRAGO: "S2/S3 has directed all units to go to MOPP 2 conditions based on reports of enemy threat capabilities. All elements report reaching the condition."

7. **Support Requirements.**

a. **Minimum Trainers and OCs.** This exercise should be conducted with the unit commander as the trainer and primary OC. A minimum of two OCs is required.

b. **OPFOR.**

(1) The OPFOR should not be more than squad size with one crew-served weapon.

(2) The MILES can be used or the OCs can assess damage to equipment and personnel casualties.

(3) The OPFOR should be well-trained in threat tactics, have specific missions, and be controlled when used.

c. **Vehicles and Communications.** Vehicles and communications equipment organic to the unit are used. When OPFOR is employed, vehicles and radios for the OCs are needed.

d. **Maneuver Area.** Depending upon the LTA, it is desirable to have an adequate training area that is 1.5 by 1.5 kilometers.

e. **Master Incident List.** During the STX, the MIL is essential to provide input to drive actions.

f. **Consolidated Support Requirements.** Table 4-12, page 4-32, shows the suggested support requirements for this STX.

**Table 4-12. Sample consolidated support requirements for STX C-3**

<b>AMMUNITION</b>	<b>QUANTITY</b>
5.56mm (Blank)	30 rds/wpn
5.56mm (Blank)	50 rds/wpn OPFOR
7.62mm (Blank)	100 rds/wpn
7.62mm (Blank)	250 rds/wpn OPFOR
Smoke Grenades	8 each OPFOR
Arty Simulator	4 each OPFOR
CS Grenade	4 each OPFOR
Blank Adapter	1 per wpn
Blank Adapter	1 per wpn OPFOR
MILES	1 set per soldier
MILES	1 set per soldier OPFOR
<b>EQUIPMENT</b>	
All authorized organic equipment to include TOE and CTA.	
<b>FUEL</b>	
Multiply the pieces of equipment times the amount of fuel per mile or hour times the tentative operating mileage or hour.	
<b>NBC EQUIPMENT</b>	
AN/ODR-T1 (Radiation Survey Set)	
M72A2 Chemical Stimulant	2 each
CS Grenades (Practice)	4 each
<b>OTHER</b>	
Meals	Based on ration cycle
War Wound Mouflage Set	1 each
Aircraft for Simulated Air Attack	1 each
<b>NOTE:</b> The consolidated support requirements outlined for this STX are intended as suggestions. Local policies or constraints may not allow for providing the items.	

8. **T&EO Sequence.** Table 4-13 lists the T&EOs for this STX.

**Table 4-13. T&EOs from chapter 5 to use in evaluating STX C-3**

<b>TASK TITLE</b>	<b>TASK NUMBER</b>	<b>PAGE</b>
Perform Advance/Quartering Party Activities	63-2-4008	5-20
Occupy New Operating Site	63-2-4009	5-25

**Table 4-13. T&EOs from chapter 5 to use in evaluating STX C-3 (continued)**

<b>TASK TITLE</b>	<b>TASK NUMBER</b>	<b>PAGE</b>
Use Passive Air Defense Measures	63-2-4307	5-143
Take Active Air Defense Measures Against Hostile Aircraft	63-2-4308	5-147
Set Up Truck Platoon	55-2-0007	5-151
Set Up Unit Defense	63-2-4011	5-170
Prepare Unit for Nuclear, Biological, and Chemical Conditions	63-2-4013	5-176
Employ Operations Security Measures	63-2-4016	5-181
Respond to the Initial Effects of a Nuclear Attack	63-2-4020	5-192
Prepare Unit for Level II/III Threat	63-2-4022	5-199
Employ Physical Security Measures	63-2-4306	5-229
Treat Casualties	08-2-0003.63-0001	5-243
Supervise Maintenance Platoon Operations	43-2-4535	5-272
Set Up Maintenance Platoon Headquarters and Sections	43-2-4570	5-274
Combat Battlefield Stress	63-2-4303	5-309
Process Enemy Prisoners of War	63-2-4304	5-313
Process Captured Documents and Equipment	63-2-4305	5-316
Transport Casualties	63-2-4316	5-323
Perform Risk Management Procedures	63-2-4326	5-328
Set Up Unit Headquarters and Bivouac Areas	63-2-4518	5-334
Perform Unit-Level Maintenance	63-2-4552	5-338
Supervise Truck Platoon Operations	55-2-0010	5-349
Plan Occupation of New Area of Operations	63-2-4007	5-360
Plan Unit Defense	63-2-4010	5-363

**Table 4-13. T&EOs from chapter 5 to use in evaluating STX C-3 (continued)**

<b>TASK TITLE</b>	<b>TASK NUMBER</b>	<b>PAGE</b>
Plan Area Damage Control Operations	63-2-4014	5-368
Maintain Communications	63-2-4017	5-371

**LIGHT, LIGHT-MEDIUM, AND MEDIUM COMPANIES****STX C-4****PROVIDE TRUCK TRANSPORTATION**

**1. Objective.** This STX trains the unit in providing truck transportation. This STX provides the commander and key leaders practice in planning, coordinating, and controlling transportation assets. The unit must become proficient in performing truck operations.

**2. Interface.**

- a. This STX supports the unit FTX--Provide Motor Transport Services.
- b. This STX supports the higher echelon STX--Direct Transportation Support.

**3. Training.****a. Leader Training.**

(1) This STX can be used to provide truck transportation as a part of a CPX or an FTX.

(2) During classroom activities, the use of the TSOP and responsibilities and procedures in FM 3-3, FM 7-8, FM 19-4, FM 44-8, and FM 55-30 should be discussed; and the T&EOs listed in this STX should be reviewed.

(3) CPX, CFX, and TEWT provide ground training for leaders when the STX exact area is used.

(4) Games and simulations are developed to teach leaders as part of a continuing officer and NCO development program. They also are used to exercise command and control at various command and staff levels.

(5) Tips for leader training.

(a) Leaders should familiarize themselves with the procedures for planning and executing transportation support.

(b) Leaders should review the unit and higher echelon TSOP.

(c) A map/route reconnaissance should be conducted, if possible.

**b. Tips for Training.**

(1) After the unit demonstrates proficiency for the tasks in this STX, this STX can be trained under several options:

- (a) In a field or MOUT environment.
- (b) With or without NBC conditions.
- (c) Day or night.
- (d) With or without OPFOR interdictions.

(2) The unit must become proficient in maintaining the programming of unit assets for providing transportation services before attempting complex actions.

(3) After proficiency in this STX is reached, the unit sustains proficiency by executing this STX as part of an FTX.

#### **4. Training Enhancers.**

a. The unit may conduct a tactical road march while performing transportation support. The unit must be prepared at any time to defend the convoy against air, ground, or threat attacks during the day or night and be prepared to respond appropriately to enemy or friendly chemical or nuclear operations.

b. The unit receives commitments from higher HQ to provide transportation services.

c. Unless otherwise approved by the chief OC, all reports and recommendations are provided in hard copy to the senior trainer for evaluation.

d. This exercise begins when the unit receives commitments from higher HQ and ends when commitments are completed. AARs are conducted as shown in Table 4-14. Table 4-14 is a suggested scenario.



**Table 4-14. Sample light, light-medium, and medium companies STX C-4 scenario**

Sequence	Event	Estimated Time
1	Commander issues guidance	10 min
2	Provide truck transportation	8 hr
3	Employ operations security measures	50 min
4	Defend convoy against threat situations	1 hr
7	Continue providing truck transportation	1 hr
11	Final AAR	1 hr
	<b>TOTAL TIME:</b>	12 hr
<b>NOTE 1:</b> Events will be performed to standard, not time limitation. The time required to train an event will vary based on METT-T factors and the training proficiency of the unit.		
<b>NOTE 2:</b> Additional time is required if large portions of the exercise are conducted at night, under limited visibility, or under MOPP conditions.		

**5. General Situation.**

- a. The unit has established its new operating site. Its mission is to provide transportation support.
- b. Pertinent maps and overlays are available.
- c. The new AO may be in a field or MOUT environment.
- d. The commander has formulated a tentative layout and defensive plan prior to reconnaissance of the new site.
- e. The OPFOR is capable of launching air and ground attacks and engaging in NBC warfare and EW.
- f. This exercise is conducted in all environmental conditions.

**6. FRAGO.** The commander is conducting a meeting where he provides the following FRAGO: "We will be operating around the clock performing transportation support. Key leaders and first line supervisors must ensure that vehicles are maintained to support transportation operations."

**7. Support Requirements.**

a. **Minimum Trainers/OCs.** This exercise should be conducted with the unit commander as the trainer and primary OC. A minimum of two OCs is required.

b. **Opposing Force.**

(1) The OPFOR may or may not be required when the exercise is conducted as part of a CPX. The OPFOR should be used if the exercise is part of an FTX.

(2) The OPFOR should have specific missions and be controlled whenever used.

(3) MILES can be used, or the OC can assess damage to the unit.

c. **Vehicles and Communications.** Vehicles and communications equipment organic to the unit are used. When OPFOR is employed, a vehicle and radio are needed for the OC.

d. **Maneuver Area.** A training area of sufficient size, approximately 250 by 250 meters, is required to support the vehicles and equipment.

e. **Master Incident List.** During the STX, MIL is essential to provide input to drive unit actions.

f. **Consolidated Support Requirements.** Table 4-15 shows the suggested support requirements for this STX.

**Table 4-15. Sample consolidated support requirements for STX C-4**

AMMUNITION	QUANTITY
5.56 mm (Blank)	120 rds/per wpn
7.62 mm (Blank)	100 rds/per wpn
Smoke Grenades	4/per unit/OPFOR
Arty Simulator	4/per OPFOR
MILES	1 set per soldier/equipment
Blank Adapters	1 per wpn
<b>EQUIPMENT</b>	
All organic equipment including TOE and CTA items authorized.	
<b>FUEL</b>	
Multiply the pieces of equipment times the amount of fuel per mile or hour times the tentative operating mileage or hour.	
<b>NBC EQUIPMENT</b>	
AN/PDR-T1 (Radiation Survey Set)	1 per unit
M72A2 Kit: Chemical Stimulant	1 each
CS Grenades	4/per OPFOR

**Table 4-15. Sample consolidated support requirements for STX C-4 (continued)**

<b>OTHER</b>	
Field rations	as required
War Wound Mouflage Set	1 each
<b>NOTE:</b> The consolidated support requirements outlined for this STX are intended as suggestions only. Local policies or constraints may not allow for provisioning of all the items in this table.	

8. **T&EO Sequence.** Table 4-16 lists the T&EOs for this STX.

**Table 4-16. T&EOs from chapter 5 to use in evaluating STX C-4**

<b>TASK TITLE</b>	<b>TASK NUMBER</b>	<b>PAGE</b>
Conduct Tactical Road March	63-2-4003	5-14
Use Passive Air Defense Measures	63-2-4307	5-143
Take Active Air Defense Measures Against Hostile Aircraft	63-2-4308	5-147
Cross a Radiologically Contaminated Area	63-2-4005	5-153
Defend Convoy Elements	63-2-4006	5-162
Employ Operations Security Measures	63-2-4016	5-181
Perform Operational Decontamination	63-2-4018	5-186
Respond to the Initial Effects of a Nuclear Attack	63-2-4020	5-192
Cross a Chemically Contaminated Area	63-2-4226	5-222
Employ Physical Security Measures	63-2-4306	5-229
Respond to a Chemical Attack	63-2-4334	5-233
Treat Casualties	08-2-0003.63-0001	5-243
Perform Maintenance Control Functions	43-2-0050	5-254
Provide Repair Parts Supply Support	43-2-0096	5-258
Perform Recovery Operations	43-2-4071	5-263
Maintain Records and Publications	43-2-4392	5-266

**Table 4-16. T&EOs from chapter 5 to use in evaluating STX C-4 (continued)**

<b>TASK TITLE</b>	<b>TASK NUMBER</b>	<b>PAGE</b>
Perform Controlled Exchange of Repair Parts	43-2-4394	5-268
Perform Combat Repair Teams Functions	43-2-4508	5-270
Supervise Maintenance Platoon Operations	43-2-4535	5-272
Transport Personnel and Cargo	55-2-0011	5-278
Transport Dry and Refrigerated Containerized Cargo	55-2-0038	5-285
Transport Bulk Water	55-2-0040	5-292
Transport Bulk Petroleum	55-2-0041	5-299
Provide Human Resources Support	63-2-4015	5-305
Combat Battlefield Stress	63-2-4303	5-309
Process Enemy Prisoners of War	63-2-4304	5-313
Process Captured Documents and Equipment	63-2-4305	5-316
Perform Field Sanitation Functions	63-2-4315	5-319
Transport Casualties	63-2-4316	5-323
Perform Risk Management Procedures	63-2-4326	5-328
Provide Unit Supply Support	63-2-4515	5-331
Perform Unit-Level Maintenance	63-2-4552	5-338
Provide Command and Control of Transportation Operations	55-2-0009	5-345
Supervise Truck Platoon Operations	55-2-0010	5-349
Maintain ITV, Redirect Operators, and Provide Commitments Using MTS	55-2-0016	5-352
Maintain Communications	63-2-4017	5-371

**LIGHT, LIGHT-MEDIUM, AND MEDIUM COMPANIES****STX C-5****DEFEND ASSIGNED AREA**

**1. Objective.** This STX trains the unit in planning and coordinating defense of its unit areas. This STX provides the commander and key leaders practice in passive and active defense measures, selection of defensive positions, coordinating defensive fires, area damage control procedures, first aid, and providing truck transportation services in a hostile environment. The unit must become proficient in defending its area of operation.

**2. Interface.**

- a. This STX supports the unit FTX-Provide Motor Transport Services.
- b. This STX supports the higher echelon STX-Supervise Force Protection Activities.

**3. Training.**

**a. Leader Training.**

(1) This STX can be used to support defensive operations as a part of a CPX or an FTX.

(2) During classroom activities, the use of the TSOP, the responsibilities and procedures outlined in the unit's doctrinal publications, and the T&EOs listed in this STX should be reviewed.

(3) Leaders should use a map of the actual area where the STX is to be conducted, and a sand table model to match the actual terrain, if possible.

**(4) Tips for leader training.**

(a) Leaders should familiarize themselves with the procedures for defensive measures.

(b) Leaders should review the unit and higher echelon TSOPs.

(c) If possible, leaders should conduct a map/ground reconnaissance of the training area where setup will take place.

**b. Tips for Training.**

(1) After the unit demonstrates proficiency in the tasks for this STX, this STX can be trained under several options:

(a) With or without OPFOR interdictions.

(b) With or without NBC conditions.

(c) In a field or MOUT environment.

(2) The unit must become proficient in the basics of defensive operations before attempting complex actions.

(3) After proficiency in this STX is reached, the unit sustains proficiency by executing this STX as part of an FTX.

#### 4. Training Enhancers.

a. The unit should have established the defensive positions. The unit must be prepared at any time to defend against air, ground, or terrorist attacks during the day or night, and to respond appropriately to enemy, friendly, or NBC operations.

b. The unit establishes the new operating site defensive positions IAW the layout plans. When the site is operational, the higher echelon S2/S3 is notified that the unit is prepared to perform its operational mission.

c. Unless otherwise approved by the chief OC, all reports and recommendations should be provided in hard copy to the senior trainer for evaluation.

d. This exercise begins when the unit receives notification of an attack and ends after the unit completes ADC operations. AARs are conducted as shown in Table 4-17. Table 4-17 is a suggested scenario.

**Table 4-17. Sample light, light-medium, and medium companies STX C-5 scenario**

Sequence	Event	Estimated Time
1	Receives notification of attack	10 min
2	Occupy fighting positions	15 min
3	Increase perimeter manning	20 min
4	Assemble reaction force	30 min
5	React to Level I threat	30 min
6	Respond to NBC attack	1 hr
7	Perform decontamination and monitoring operations	1 hr
8	Receive notification of Level II/III ground attack	10 min
9	Increase defense preparation	30 min
10	Defend against OPFOR attack	1 hr
11	Detect threat	15 min
12	Engage threat	30 min
13	Request indirect fire or close air support	15 min
14	Disengage threat	30 min
15	Conduct hasty displacement	1 hr
16	Handover battle to tactical combat force/MP	30 min

**Table 4-17. Sample light, light-medium, and medium companies STX C-5 scenario (continued)**

Sequence	Event	Estimated Time
17	Reorganize unit	1 hr
18	Conduct ADC	2 hr
19	Treat casualties	1 hr
20	Evacuate casualties	1 hr
21	Perform mortuary affairs operations	2 hr
22	Reconstitute unit	3 hr
23	AAR	1 hr
	<b>TOTAL TIME:</b>	19 hr, 42 min
<b>NOTE 1:</b> Events will be performed to standard, not time limitation. The time required to train an event will vary based on METT-T factors and the training proficiency of the unit.		
<b>NOTE 2:</b> Additional time is required if large portions of the exercise are conducted at night, under limited visibility, or under MOPP conditions.		

**5. General Situation.**

- a. The unit has established defensive positions. The unit is ready to defend at any time while performing transportation support operations.
- b. A map/ground reconnaissance has been performed.
- c. Sufficient supplies and equipment are available.
- d. NBC detection equipment is available.
- e. The exercise is conducted in a field site or MOUT environment.
- f. The OPFOR has the potential to conduct ground, air, and NBC warfare.
- g. This exercise is conducted in all environmental conditions.

**6. FRAGO.** The unit commander issues the following FRAGO: "S2/S3 has directed all units go to MOPP 2 conditions based on reports of enemy threat capabilities. All elements report reaching the condition."

**7. Support Requirements.**

a. **Minimum Trainers and OCs.** This exercise should be conducted with the unit commander as the trainer and primary OC. A minimum of two OCs is required.

b. **OPFOR.**

(1) The OPFOR should not be more than squad size with one crew-served weapon.

(2) The MILES can be used or the OCs can assess damage to equipment and personnel casualties.

(3) The OPFOR should be well-trained in threat tactics, have specific missions, and be controlled when used.

c. **Vehicles and Communications.** Vehicles and communications equipment organic to the unit are used. When OPFOR is employed, vehicles and radios for the OCs are needed.

d. **Maneuver Area.** Depending upon the LTA, it is desirable to have an adequate training area, which is 1.5 by 1.5 kilometers.

e. **Master Incident List.** During the STX, the MIL is essential to provide input to drive actions.

f. **Consolidated Support Requirements.** Table 4-18 shows the suggested support requirements for this STX.

**Table 4-18. Sample consolidated support requirements for STX C-5**

<b>AMMUNITION</b>	<b>QUANTITY</b>
5.56mm (Blank)	30 rds/wpn
5.56mm (Blank)	50 rds/wpn OPFOR
7.62mm (Blank)	100 rds/wpn
7.62mm (Blank)	250 rds/wpn OPFOR
Smoke Grenades	8 each OPFOR
Arty Simulator	4 each OPFOR
CS Grenade	4 each OPFOR
Blank Adapter	1 per wpn
Blank Adapter	1 per wpn OPFOR
MILES	1 set per soldier
MILES	1 set per soldier OPFOR
<b>EQUIPMENT</b>	
All authorized organic equipment to include TOE and CTA.	
<b>FUEL</b>	<b>QUANTITY</b>
Multiply the pieces of equipment times the amount of fuel per mile or hour times the tentative operating mileage or hour.	
<b>NBC EQUIPMENT</b>	
AN/ODR-T1 (Radiation Survey Set)	
M72A2 Chemical Stimulant	2 each
CS Grenades (Practice)	4 each



**Table 4-18. Sample consolidated support requirements for STX C-5 (continued)**

<b>OTHER</b>	
Meals	Based on ration cycle
War Wound Mouflage Set	1 each
Aircraft for Simulated Air Attack	1 each
<b>NOTE:</b> The consolidated support requirements outlined for this STX are intended As suggestions. Local policies or constraints may not allow for providing the items.	

8. **T&EO Sequence.** Table 4-19 lists the T&EOs for this STX.

**Table 4-19. T&EOs from chapter 5 to use in evaluating STX C-5**

<b>TASK TITLE</b>	<b>TASK NUMBER</b>	<b>PAGE</b>
Use Passive Air Defense Measures	63-2-4307	5-143
Take Active Air Defense Measures Against Hostile Aircraft	63-2-4308	5-147
Employ Operations Security Measures	63-2-4016	5-181
Respond to the Initial Effects of a Nuclear Attack	63-2-4020	5-192
Defend Against a Level I Attack	63-2-4021	5-195
Conduct Hasty Displacement	63-2-4023	5-202
Defend Unit Area	63-2-4024	5-205
Perform Withdrawal Under Fire	63-2-4025	5-210
Reorganize Unit Defense	63-2-4026	5-213
Execute Battle Handover	63-2-4027	5-216
Perform Area Damage Control Functions	63-2-4028	5-219
Employ Physical Security Measures	63-2-4306	5-229
Respond to a Chemical Attack	63-2-4334	5-233
Destroy Supplies and Equipment	63-2-4522	5-238
Treat Casualties	08-2-0003.63-0001	5-243

**Table 4-19. T&EOs from chapter 5 to use in evaluating STX C-5 (continued)**

<b>TASK TITLE</b>	<b>TASK NUMBER</b>	<b>PAGE</b>
Perform Unit Mortuary Affairs Operations	10-2-4513	5-248
Combat Battlefield Stress	63-2-4303	5-309
Process Enemy Prisoners of War	63-2-4304	5-313
Process Captured Documents and Equipment	63-2-4305	5-316
Transport Casualties	63-2-4316	5-323
Perform Risk Management Procedures	63-2-4326	5-328
Plan Unit Defense	63-2-4010	5-363

**LIGHT, LIGHT-MEDIUM, AND MEDIUM COMPANIES****STX C-6****REDEPLOY UNIT TO HOME STATION**

**1. Objective.** This STX trains the unit in redeploying the unit from a theater of operations to home station or new area of operations. The unit must become proficient in planning and preparing the unit for redeployment operations.

**2. Interface.**

a. This STX supports the unit FTX--Provide Motor Transport Services.

b. This STX supports the higher echelon STX-Supervise Redeployment of Subordinate Elements to Home Station.

**3. Training.**

**a. Leader Training.**

(1) This STX can be used to plan and implement redeployment (land, sea, or air) of the unit as a part of an FTX.

(2) During classroom activities, the use of the TSOP and the responsibilities and procedures outlined in FMs 55-9, 55-10, 55-12, 55-65, 90-26, and 100-17; ARs 220-10, 700-84, and 750-1 should be discussed and the T&EOs listed in this STX should be reviewed.

(3) The leader should use a map of the area where the STX is to be conducted and a sand table model to match the actual terrain, if possible.

(4) CPX, CFX, and TEWTs provide ground training for leaders when the exact area of the STXs is used.

(5) Simulations and games teach leaders as part of a continuing officer and NCO development program.

(6) Tips for leader training.

(a) Leaders should familiarize themselves with the procedures for planning and executing redeployment operations.

(b) Leaders should review the higher echelon and unit SOPs.

(c) Leaders should conduct a map/ground reconnaissance of the training area where redeployment activities will take place, if possible.

**b. Tips for Training.**

(1) After the unit has demonstrated proficiency in the tasks for this STX, this STX can be trained under several options:

- (a) Inclement weather.
- (b) Multiple increments.
- (c) Different mode of transportation.
- (d) Day or night.

(2) The unit must become proficient in the basics of planning and executing basic redeployment before attempting complex actions.

(3) After proficiency in this STX is reached, the unit sustains proficiency by executing this STX as part of an FTX.

**4. Training Enhancers.**

a. The unit commander in coordination with the higher echelon S2/S3 secure required redeployment SOPs.

b. UMO/NCO updates unit redeployment plans in coordination with higher echelon staff.

c. The higher echelon S2/S3 provides unit with the redeployment sequence.

d. Unless otherwise approved by the chief OC, all reports and recommendations should be provided in hard copy to the senior trainer for evaluation.

e. This exercise begins with receipt of a warning order and ends upon completion of redeployment activities. AARs are conducted as shown in Table 4-20. Table 4-20 is a suggested scenario.

**5. General Situation.**

a. The unit is employed in a theater of operations and is to be redeployed to CONUS. The unit is under the command and control of a higher echelon element.

b. Section leaders provide personnel and equipment status reports.

c. The base support elements provide required redeployment support.

d. This exercise is conducted in all environmental conditions.

**Table 4-20. Sample light, light-medium, and medium companies STX C-6 scenario**

Sequence	Event	Estimated Time
1	Receive and verify warning order for redeployment	30 min
2	Perform administrative and SRP activities	1 hr
3	Dismantle current operating site	2 hr
4	Inspect vehicles and equipment	2 hr
5	Load vehicles and equipment	3 hr
6	AAR	1 hr
7	Receive movement order	30 min
8	Conduct nontactical road march	1 hr
9	Arrive APOE/SPOE	10 min
10	Perform staging activities	1 hr
11	Perform embarkation activities	1 hr
12	AAR	1 hr
13	Arrive APOD/SPOD	30 min
14	Perform debarkation activities	1 hr
15	Perform staging activities	30 min
16	Receive movement order to new area of operations	30 min
17	Conduct nontactical road march	1 hr
18	Arrive home station or new operating site	30 min
19	Conduct home station or new operating site activities	2 hr
20	Final AAR	2 hr
	<b>TOTAL TIME:</b>	20 hr, 17 min
<b>NOTE 1:</b> Events will be performed to standard, not time limitation. The time required to train an event will vary based on METT-T factors and the training proficiency of the unit.		
<b>NOTE 2:</b> Additional time is required if large portions of the exercise are conducted at night, under limited visibility, or under MOPP conditions.		

6. **FRAGO.** The unit commander issues the following FRAGO: "Alternative route A will be used for moving to TAA/RAA located at \_\_\_\_\_ (grid coordinates). Prepare to move within \_\_\_\_\_ hours."

#### 7. Support Requirements.

- a. **Minimum Trainer and OCs.** This exercise should be conducted with the unit commander as the trainer and primary OC. A minimum of two OCs is required.
- b. **Opposing Force.** None.
- c. **Vehicles and Communications.** Vehicles and communications equipment organic to the unit are used.
- d. **Maneuver Area.** A road network is required that allows a road march of at least 25 kilometers.

e. **Master Incident List.** During this STX, the MIL is essential to provide input to drive unit actions.

f. **Consolidated Support Requirements.** Table 4-21 shows the suggested support requirements for this STX.

**Table 4-21. Sample consolidated support requirements for STX C-6**

<b>AMMUNITION</b>	<b>QUANTITY</b>
	NONE
<b>EQUIPMENT</b>	
All organic equipment to include TOE and CTA authorized. Rail and aircraft load simulations.	
<b>FUEL</b>	
Multiply the pieces of equipment times the amount of fuel per mile or hour times the tentative operating mileage or hour.	
<b>NBC EQUIPMENT</b>	NONE
<b>RATIONS</b>	
<b>NOTE:</b> The consolidated support requirements outlined for this STX are intended as suggestions. Local policies or constraints may not allow for providing the items.	

8. **T&EO Sequence.** Table 4-22 lists the T&EOs for this STX.

**Table 4-22. T&EOs from chapter 5 to use in evaluating STX C-6**

<b>TASK TITLE</b>	<b>TASK NUMBER</b>	<b>PAGE</b>
Prepare Unit for Nontactical Move	63-2-4807	5-54
Conduct Nontactical Road March	63-2-4808	5-58
Perform Redeployment Human Resources Actions	63-2-4814	5-86
Perform Redeployment Training Activities	63-2-4815	5-90
Perform Redeployment Supply Activities	63-2-4816	5-93
Perform Redeployment Maintenance Activities	63-2-4817	5-96
Prepare Vehicles and Equipment for Redeployment	63-2-4818	5-101

**Table 4-22. T&EOs from chapter 5 to use in evaluating STX C-6 (continued)**

<b>TASK TITLE</b>	<b>TASK NUMBER</b>	<b>PAGE</b>
Perform Sea Port of Embarkation Activities for Redeployment	63-2-4819	5-110
Perform Aerial Port of Embarkation Activities for Redeployment	63-2-4820	5-117
Perform Aerial Port of Debarkation Activities for Redeployment	63-2-4821	5-122
Perform Home Station Activities	63-2-4822	5-125
Perform Sea Port of Debarkation Activities for Redeployment	63-2-4823	5-129
Perform Demobilization Station Activities	63-2-4824	5-133
Employ Operations Security Measures	63-2-4016	5-181
Employ Physical Security Measures	63-2-4306	5-229
Combat Battlefield Stress	63-2-4303	5-309
Perform Risk Management Procedures	63-2-4326	5-328
Plan Unit Move	63-2-4001	5-356
Plan Unit Redeployment	63-2-4829	5-389

## CHAPTER 5

### TRAINING AND EVALUATION OUTLINES

**5-1. GENERAL.** This chapter contains the T&EOs for all the collective tasks that the unit must perform in order to accomplish its critical wartime mission. The unit commander uses T&EOs for training and internally evaluating the unit. Higher HQ also uses the T&EOs to evaluate unit performance.

**5-2. STRUCTURE.** Table 5-1, pages 5-3 through 5-7, is a list of all the T&EOs in this MTP. The mission to collective task matrix in Chapter 2 lists the T&EOs required to train the critical wartime missions according to their specific BOS.

**5-3. FORMAT.** The T&EOs are the training objective prepared for every collective task that supports the critical wartime mission accomplishment. Each T&EOs contains the following components:

a. **Element.** The element identifies the unit or unit element that is required to perform the task.

b. **Task.** A task is an event that has a start and stop, is measurable, and supports a specific mission.

c. **Task Number.** The task number is in parentheses following the task title. This number is used to identify the task throughout the MTP.

d. **References.** The references for each task are in parentheses following the task number. The underlined reference is the primary reference. This reference contains the most information concerning the task.

e. **Iteration.** Iterations (1 through 5) are used to identify the number of times a task is performed and evaluated during training or an exercise. If the task has been performed more than once, the iteration will indicate the quality of the latest performance. The letter "M" stands for MOPP and will be circled by the evaluator if tasks are performed under MOPP conditions.

f. **Training Status.** The training status is used to record the evaluation of the unit's ability to perform the task. The rating is circled each time the task is evaluated. The two ratings are:

(1) **GO.** The unit successfully performed all the task/task steps (subtasks) and standards with no significant shortcomings.

(2) **NO GO.** The unit failed to successfully accomplish the task/task steps (subtasks) and standards.

g. **Conditions.** The conditions statement of the T&EO describes the wartime environment under which the task is performed. The statement begins with an initiating cue which is an action taken by a unit or individual outside or within the unit. The cue acts as a catalyst to create the necessity to perform the task.

h. **Task Standard.** The task standard states the ultimate outcome criteria for the task.



i. **Subtasks.** Subtasks are actions or events that must take place for a task to be performed. The task steps are sequentially arranged where the performance sequence is important for the correct performance of the task.

NOTE: Leader task steps are identified by an asterisk "\*" placed to the left of the critical task step (subtask) symbol "+" which is placed at the immediate left of the task step (subtask) number. The individual and leader tasks that support the collective task are identified in parentheses at the end of the subtask.

j. **Standards.** Detailed standards are listed for each task step. The standards for the task step is the accomplishment of all event standards for the task step. For example, "a" through "h" (task steps) must be completed before the standard is met.

k. **GO/NO GO Column.** The GO/NO GO column is used to record the performance of the standards. Each standard for a task step must be evaluated and an "x" placed in the appropriate column. A major portion of the standards for a task step must be marked a "GO" for the task step to be successfully performed.

**5-4. OPFOR TASKS AND STANDARDS.** These tasks and standards provide overall OPFOR performance standards for selected collective tasks. These tasks and standards also ensure that OPFOR soldiers accomplish meaningful training. The OPFOR must always attain its task standards, using doctrine and tactics consistent with the type of enemy they are portraying.

**5-5. USAGE OF T&EO.** The T&EO is used individually to train personnel in a single task. It is used in sequence with other T&EOs to train personnel in and/or evaluate a larger group of tasks, such as an FTX or STX. The T&EOs should be used through more than five iterations of evaluations, either by making copies or using pencil entries to record results.

**Table 5-1. List of Unit T&EOs**

<b>TASK TITLE</b>	<b>TASK NUMBER</b>	<b>PAGE</b>
<b><u>DEPLOY/CONDUCT MANUEVER</u></b>		
Prepare Unit to Move	63-2-4002	5-8
Conduct Tactical Road March	63-2-4003	5-14
Perform Advance/Quartermen Party Activities	63-2-4008	5-20
Occupy New Operating Site	63-2-4009	5-25
Perform Deployment Alert Activities	63-2-4801	5-28
Perform Human Resources Predeployment Activities	63-2-4802	5-32
Perform Predeployment Training Activities	63-2-4803	5-36
Perform Predeployment Supply Activities	63-2-4804	5-38
Perform Predeployment Maintenance Activities	63-2-4805	5-42
Prepare Vehicles and Equipment for Deployment	63-2-4806	5-47
Prepare Unit for Nontactical Move	63-2-4807	5-54
Conduct Nontactical Road March	63-2-4808	5-58
Perform Sea Port of Embarkation Activities for Deployment	63-2-4809	5-62
Perform Aerial Port of Embarkation Activities for Deployment	63-2-4810	5-68
Perform Aerial Port of Debarkation Activities for Deployment	63-2-4811	5-73
Perform Sea Port of Debarkation Activities for Deployment	63-2-4812	5-77
Prepare Equipment Reception Team for Tactical Road March	63-2-4813	5-82
Perform Redeployment Human Resources Actions	63-2-4814	5-86
Perform Redeployment Training Activities	63-2-4815	5-90
Perform Redeployment Supply Activities	63-2-4816	5-93
Perform Redeployment Maintenance Activities	63-2-4817	5-96

**Table 5-1. List of Unit T&EOs (continued)**

<b>TASK TITLE</b>	<b>TASK NUMBER</b>	<b>PAGE</b>
Prepare Vehicles and Equipment for Redeployment	63-2-4818	5-101
Perform Sea Port of Embarkation Activities for Redeployment	63-2-4819	5-110
Perform Aerial Port of Embarkation Activities for Redeployment	63-2-4820	5-117
Perform Aerial Port of Debarkation Activities for Redeployment	63-2-4821	5-122
Perform Home Station Activities	63-2-4822	5-125
Perform Sea Port of Debarkation Activities for Redeployment	63-2-4823	5-129
Perform Demobilization Station Activities	63-2-4824	5-133
Conduct Integration Activities	63-2-4825	5-137
Conduct Staging Activities	63-2-4826	5-139
<b><u>EMPLOY FIREPOWER</u></b>		
Use Passive Air Defense Measures	63-2-4307	5-143
Take Active Air Defense Measures Against Hostile Aircraft	63-2-4308	5-147
<b><u>PROTECT THE FORCE</u></b>		
Set Up Truck Platoon	55-2-0007	5-151
Cross a Radiologically Contaminated Area	63-2-4005	5-153
Defend Convoy Elements	63-2-4006	5-162
Set Up Unit Defense	63-2-4011	5-170
Prepare Unit for Nuclear, Biological, and Chemical Conditions	63-2-4013	5-176
Employ Operations Security Measures	63-2-4016	5-181
Perform Operational Decontamination	63-2-4018	5-186
Perform Thorough Decontamination	63-2-4019	5-189
Respond to the Initial Effects of a Nuclear Attack	63-2-4020	5-192
Defend Against a Level I Attack	63-2-4021	5-195

**Table 5-1. List of Unit T&EOs (continued)**

<b>TASK TITLE</b>	<b>TASK NUMBER</b>	<b>PAGE</b>
Prepare Unit for Level II/III Threat	63-2-4022	5-199
Conduct Hasty Displacement	63-2-4023	5-202
Defend Unit Area	63-2-4024	5-205
Perform Withdrawal Under Fire	63-2-4025	5-210
Reorganize Unit Defense	63-2-4026	5-213
Execute Battle Handover	63-2-4027	5-216
Perform Area Damage Control Functions	63-2-4028	5-219
Cross a Chemically Contaminated Area	63-2-4226	5-222
Employ Physical Security Measures	63-2-4306	5-229
Respond to a Chemical Attack	63-2-4334	5-233
Destroy Supplies and Equipment	63-2-4522	5-238
<b><u>PERFORM CSS AND SUSTAINMENT</u></b>		
Treat Casualties	08-2-0003.63-0001	5-243
Perform Unit Mortuary Affairs Operations	10-2-4513	5-248
Perform Maintenance Control Functions	43-2-0050	5-254
Provide Repair Parts Supply Support	43-2-0096	5-258
Perform Recovery Operations	43-2-4071	5-263
Maintain Records and Publications	43-2-4392	5-266
Perform Controlled Exchange of Repair Parts	43-2-4394	5-268
Perform Combat Repair Teams Functions	43-2-4508	5-270
Supervise Maintenance Platoon Operations	43-2-4535	5-272
Set Up Maintenance Platoon Headquarters and Sections	43-2-4570	5-274

**Table 5-1. List of Unit T&EOs (continued)**

<b>TASK TITLE</b>	<b>TASK NUMBER</b>	<b>PAGE</b>
Transport Personnel and Cargo	55-2-0011	5-278
Transport Dry and Refrigerated Containerized Cargo	55-2-0038	5-285
Transport Bulk Water	55-2-0040	5-292
Transport Bulk Petroleum	55-2-0041	5-299
Provide Human Resources Support	63-2-4015	5-305
Combat Battlefield Stress	63-2-4303	5-309
Process Enemy Prisoners of War	63-2-4304	5-313
Process Captured Documents and Equipment	63-2-4305	5-316
Perform Field Sanitation Functions	63-2-4315	5-319
Transport Casualties	63-2-4316	5-323
Perform Risk Management Procedures	63-2-4326	5-328
Provide Unit Supply Support	63-2-4515	5-331
Set Up Unit Headquarters and Bivouac Areas	63-2-4518	5-334
Perform Unit-Level Maintenance	63-2-4552	5-338
<b><u>EXERCISE COMMAND AND CONTROL</u></b>		
Provide Command and Control of Transportation Operations	55-2-0009	5-345
Supervise Truck Platoon Operations	55-2-0010	5-349
Maintain ITV, Redirect Operators, and Provide Commitments Using MTS	55-2-0016	5-352
Plan Unit Move	63-2-4001	5-356
Plan Occupation of New Area of Operations	63-2-4007	5-360
Plan Unit Defense	63-2-4010	5-363
Plan Area Damage Control Operations	63-2-4014	5-368
Maintain Communications	63-2-4017	5-371

**Table 5-1. List of Unit T&EOs (continued)**

<b>TASK TITLE</b>	<b>TASK NUMBER</b>	<b>PAGE</b>
Establish Communications	63-2-4040	5-377
Plan Unit Mobilization in a Peacetime Environment	63-2-4827	5-380
Plan Unit Deployment Activities Upon Receipt of a Warning Order	63-2-4828	5-385
Plan Unit Redeployment	63-2-4829	5-389

- ELEMENTS:** Company Headquarters  
 3 Truck Platoon Headquarters  
 6 Truck Squads  
 Maintenance Section  
 2 Light Truck Platoon Headquarters  
 4 Light Truck Squads  
 Light and Medium Truck Platoon Headquarters  
 Light Truck Squad  
 Medium Truck Squad

**TASK:** Prepare Unit To Move (63-2-4002) (FM 55-30, FM 100-14, FM 21-26, FM 24-35, FM 3-100, FM 3-3, STP 21-1-SMCT, STP 21-24-SMCT, STP 55-88II-MQS)

ITERATION 1 2 3 4 5 M (circle)

COMMANDER/LEADER ASSESSMENT T P U (circle)

**CONDITIONS:** The unit has been directed to move to a designated location. The displacement plan is complete and unit leaders brief soldiers on the plan. Movement can occur in a field or MOUT environment. The unit has analog and/or digital communications with higher HQ. The higher HQ OPORD, the unit TSOP, and higher HQ TSOP are available. The higher HQ staff element has selected tentative route(s) of march and tasked the unit for a reconnaissance party to reconnoiter the route(s). Area reconnaissance has been coordinated by higher HQ staff element. The higher HQ staff element and unit commander briefs the reconnaissance party. The convoy, serial, and march commanders have been designated, as appropriate. Strip maps are provided by the higher HQ staff element. Load plans are available. An advance/quartering party is dispatched prior to completion of this task. SOI/SSI is available. This task is conducted day or night under all environmental conditions. The unit is subject to air, NBC, and ground Level I threat forces attack. Some iterations of this task should be performed in MOPP4.

**TASK STANDARDS:** Unit is ready to cross SP NLT time prescribed in movement order. At MOPP4, performance degradation factors increase movement preparation time.

TASK STEPS AND PERFORMANCE MEASURES	GO	NO GO
1. Reconnaissance party conducts route reconnaissance. <ul style="list-style-type: none"> <li>a. Wears or carries designated uniform and equipment IAW TSOP and higher HQ guidance.</li> <li>b. Activates the automatic chemical alarm(s) system, if available, on lead vehicle.</li> <li>c. Positions chemical detector paper where it can be observed at all times.</li> </ul>		

TASK STEPS AND PERFORMANCE MEASURES	GO	NO GO
<p>d. Positions dosimeters where they can be constantly monitored.</p> <p>e. Verifies analog/digital map information along route(s) for accuracy.</p> <p>f. Lists capacities of all bridges and underpasses.</p> <p>g. Identifies locations of all culverts, ferries, fording areas, steep grades, and possible ambush sites.</p> <p>h. Prepares overlay depicting route, obstructions, and key natural and man-made features using analog and/or digital communications.</p> <p>i. Computes travel time and distance from a proposed SP to RP.</p> <p>j. Debriefs higher HQ staff element and unit commander upon return.</p> <p>2. Unit prepares vehicles and equipment.</p> <p>a. Performs before-operations PMCS on all vehicles and equipment.</p> <p>b. Corrects all vehicle and equipment discrepancies within the operator's capabilities IAW applicable TM.</p> <p>c. Reports all deficiencies beyond operator's capability to immediate supervisor.</p> <p>d. Removes all unit identification markings on vehicles.</p> <p>e. Covers all reflective surfaces of all vehicles or cargo with available materials.</p> <p>f. Hardens all vehicles using sandbags and/or other authorized materials.</p> <p>g. Places antennas at lowest height.</p> <p>h. Turns radio volume and squelch to lowest operational setting consistent with operational requirements.</p>		



TASK STEPS AND PERFORMANCE MEASURES	GO	NO GO
<p>i. Sets radio to eliminate operating sounds and lights when moving at night.</p> <p>j. Verifies analog and/or digital devices are functioning properly.</p> <p>3. Unit dismantles current operating site.</p> <p>a. Strikes tentage and camouflage nets IAW applicable TMs and within time specified in the displacement plan.</p> <p>b. Loads all designated equipment IAW unit load plans and within time specified in the displacement plan.</p> <p>c. Disguises all critical equipment and supplies with tarpaulins or any other authorized covering.</p> <p>d. Dismantles wire, analog, and/or digital communications devices, antennas, generators, and power cables within time specified in the displacement plan.</p> <p>e. Removes all signs of area occupation.</p> <p>f. Positions all stay-behind party vehicles and equipment in areas that provide cover and do not impede departure of main body vehicles.</p> <p>g. Dispatches advance/quartering party NLT time specified in movement order.</p> <p>*4. March commander and leaders organize convoy.</p> <p>a. Assign vehicle positions with the heavier, slower vehicles placed first.</p> <p>b. Assign digital device equipped control vehicles without setting a pattern.</p> <p>c. Assign recovery vehicle(s) positions where they can move to disabled vehicles without disrupting convoy movement.</p> <p>d. Assign hardened vehicle(s) with crew-served weapons interspersed throughout the convoy.</p>		

TASK STEPS AND PERFORMANCE MEASURES	GO	NO GO
<p>e. Assign passenger locations where all unit personnel have a position and semi-automatic and automatic weapons are alternated throughout the convoy to cover front, rear, and flanks.</p> <p>f. Assign soldiers to air guard duties with specific search sectors covering 360 degrees.</p> <p>g. Assign sufficient number of recovery vehicles and mechanics to trail party element.</p> <p>h. Provide vehicle position listing with location of all vehicles to the trail party leader.</p> <p>i. Open analog and/or digital net(s) as specified in the SOI and movement order.</p> <p>*5. March commander and leaders conduct premovement inspections.</p> <p>a. Inspect personnel, equipment, weapons, and ammunition for compliance with commander's guidance, unit TSOP, and higher HQ movement order.</p> <p>b. Inspect organizational equipment for accountability and serviceability.</p> <p>c. Inspect vehicles, trailers, and loads for serviceability, proper stowing, and security.</p> <p>d. Verify operability of analog and/or digital communications devices.</p> <p>e. Forward personnel and equipment status to unit HQ and higher HQ staff element using analog or digital communications devices.</p> <p>*6. March commander conducts briefings for convoy personnel.</p> <p>a. Provides strip maps to each vehicle driver.</p> <p>b. Briefs convoy chain of command.</p> <p>c. Briefs convoy route.</p> <p>d. Prescribes the rate of march and catch-up speeds.</p>		

TASK STEPS AND PERFORMANCE MEASURES	GO	NO GO
<p>e. Briefs vehicle intervals.</p> <p>f. Identifies scheduled halts.</p> <p>g. Briefs safety, accident, and breakdown procedures.</p> <p>h. Briefs immediate action security measures.</p> <p>i. Briefs blackout condition procedures.</p> <p>j. Identifies location of medical support.</p> <p>k. Identifies location of maintenance support.</p> <p>l. Provides location and identification of destination.</p> <p>m. Briefs arm/hand signals.</p> <p>n. Briefs communications frequencies and call signs for control personnel, security force commander, fire support elements, reserve security elements, and medical transportation support.</p> <p>7. Unit prepares to cross SP.</p> <p>a. Maintains situational awareness using analog and/or digital communications devices.</p> <p>b. Positions all vehicles under overhead cover.</p> <p>c. Clears all individual and crew-served weapons.</p> <p>d. Posts air guards in positions designated by convoy commander.</p> <p>e. Posts security guards to maintain 360-degree surveillance.</p> <p>f. Forwards movement readiness report to higher HQ staff element using analog and/or digital communications.</p>		

TASK PERFORMANCE/EVALUATION SUMMARY BLOCK							
ITERATION	1	2	3	4	5	M	TOTAL
TOTAL TASK STEPS EVALUATED							
TOTAL TASK STEPS "GO"							
TRAINING STATUS "GO/NO GO"							

“\*” indicates a leader task step.

<b>SUPPORTING INDIVIDUAL TASKS</b>		
<b>Task Number</b>	<b>Task Title</b>	<b>References</b>
01-7300.75-0500	Plan Convoy Operations	STP 55-88II-MQS
031-503-1020	Detect Chemical Agents Using M9 Detector Paper	STP 21-1-SMCT
071-331-0820	Analyze Terrain	STP 21-24-SMCT

**OPFOR TASKS AND STANDARDS: NONE**

- ELEMENTS:** Company Headquarters  
 3 Truck Platoon Headquarters  
 6 Truck Squads  
 Maintenance Section  
 2 Light Truck Platoon Headquarters  
 4 Light Truck Squads  
 Light and Medium Truck Platoon Headquarters  
 Light Truck Squad  
 Medium Truck Squad

**TASK:** Conduct Tactical Road March (63-2-4003) (FM 55-30, FM 3-3, FM 3-4, STP 21-1-SMCT, STP 21-24-SMCT, STP 55-88II-MQS)

**ITERATION** 1 2 3 4 5 M (circle)

**COMMANDER/LEADER ASSESSMENT** T P U (circle)

**CONDITIONS:** The time specified in the movement order to cross the SP has arrived. All equipment is uploaded and vehicles are positioned for departure. The route of march is identified. Convoy operations may be performed during the day or night, including blackout conditions. The convoy may go through an urban area. The unit has analog and/or digital communications with higher HQ. The higher HQ OPORD with annexes, including overlays with checkpoints, RP, and critical points are available. Digital and/or analog device, radio, and visual signals are used for convoy column control. Column may conduct halts during movement. This task is performed day or night under all environmental conditions. The unit is subject to air, NBC, and ground Level I threat forces attack. Some iterations of this task should be performed in MOPP4.

**TASK STANDARDS:** SP, checkpoints, and RP are crossed at times specified in the movement order or at times adjusted on the road movement table by higher HQ staff element. At MOPP4, performance degradation factors increase travel time.

TASK STEPS AND PERFORMANCE MEASURES	GO	NO GO
*1. March commander initiates convoy. <ul style="list-style-type: none"> <li>a. Maintains situational awareness at all times using analog and/or digital communications.</li> <li>b. Directs lead vehicle to cross SP at specified time.</li> <li>c. Verifies vehicles have crossed the SP.</li> <li>d. Forwards SP crossing report to higher HQ staff element when unit elements have crossed the SP using analog and/or digital communications.</li> </ul>		

TASK STEPS AND PERFORMANCE MEASURES	GO	NO GO
<p>*2. March commander reports convoy information to higher HQ staff element.</p> <p>NOTE: All reports are made to higher HQ staff element using analog and/or digital communications.</p> <ul style="list-style-type: none"> <li>a. Forwards checkpoint clearance report as checkpoints are crossed.</li> <li>b. Reports all ground sightings that conflict with maps and map overlays.</li> <li>c. Forwards enroute NBC information.</li> <li>d. Reports all threat sightings using SALUTE format.</li> <li>e. Employs correct SOI/SSI codes in all transmissions.</li> </ul> <p>*3. March commander enforces march discipline.</p> <ul style="list-style-type: none"> <li>a. Maintains situational awareness at all times using analog and/or digital communications.</li> <li>b. Assumes position(s) along march route that provides command presence at points of decision for reaction to changing tactical situation.</li> <li>c. Enforces all movement policies defined in the TSOP and movement order, with emphasis on formation, distances, speeds, passing procedures, and halts.</li> <li>d. Adjusts formation distances and speed consistent with NBC, terrain, and light conditions.</li> <li>e. Enforces security measures, with emphasis on air guard's surveillance, manning of automatic weapons, and concealment of critical cargo.</li> <li>f. Communicates violations of march discipline, security procedures, or changes to current orders to unit leaders and operators by analog, digital, or visual signal communications.</li> <li>g. Enforces COMSEC measures, including radio silence periods LAW the movement order and SOI/SSI.</li> </ul>		

TASK STEPS AND PERFORMANCE MEASURES	GO	NO GO
<p>4. Unit employs march discipline.</p> <ul style="list-style-type: none"> <li>a. Maintains designated march speed specified in movement order or as prescribed by the convoy commander.</li> <li>b. Maintains proper vehicle interval as specified in movement order or as adjusted by the convoy commander.</li> <li>c. Adjusts formation distances and speed consistent with NBC, terrain, and light conditions.</li> <li>d. Dons eye protection goggles if driver or passenger is in a vehicle without cover or when windshield is lowered.</li> <li>e. Crosses all checkpoints as scheduled.</li> <li>f. Reacts correctly to convoy commander's arm/hand signals or instructions by analog and/or digital communications.</li> <li>g. Maintains ground and air surveillance that covers 360 degrees until movement is completed.</li> <li>h. Maintains communications security.</li> </ul> <p>5. Unit conducts scheduled halt(s).</p> <ul style="list-style-type: none"> <li>a. Stops column at prescribed time and location.</li> <li>b. Moves vehicles off-road to positions that provide overhead cover while maintaining the prescribed interval between vehicles.</li> <li>c. Occupies hasty defensive positions with 360-degree protective coverage (passengers).</li> <li>d. Reports scheduled halt to the battalion CP.</li> <li>e. Performs during-operation PMCS on vehicles (operators).</li> <li>f. Inspects vehicle loads for safety and security.</li> <li>g. Begins departure at specified time in the movement order.</li> <li>h. Reports resumption of march to higher HQ staff element using analog and/or digital communications.</li> </ul>		

TASK STEPS AND PERFORMANCE MEASURES	GO	NO GO
<p>6. Unit conducts unscheduled halt(s).</p> <ul style="list-style-type: none"> <li>a. Alerts march column with prescribed arm/hand signal.</li> <li>b. Reports halt and circumstances immediately to higher HQ staff element by analog and/or digital communications.</li> <li>c. Moves vehicles off the road while maintaining the prescribed interval between vehicles.</li> <li>d. Occupies hasty fighting position with 360-degree protective coverage.</li> <li>e. Resumes march as soon as reason for halt is rectified.</li> <li>f. Reports resumption of march to higher HQ staff element using analog and/or digital communications.</li> </ul> <p>7. Trail party recovers disabled vehicle.</p> <ul style="list-style-type: none"> <li>a. Posts guard to maintain surveillance until recovery operation is completed.</li> <li>b. Inspects disabled vehicle for repairability.</li> <li>c. Repairs disabled vehicle, when possible.</li> <li>d. Tows disabled vehicle to applicable maintenance activity.</li> <li>e. Reports vehicle status to convoy commander using analog and/or digital communications.</li> </ul> <p>8. Unit conducts a night convoy.</p> <ul style="list-style-type: none"> <li>a. Briefs drivers on night conditions.</li> <li>b. Provides visual adjustment period if march began during daylight.</li> <li>c. Prepares vehicles for blackout conditions IAW the TSOP.</li> <li>d. Maintains prescribed interval between vehicles.</li> <li>e. Wears night vision goggles (selected personnel).</li> </ul>		



TASK STEPS AND PERFORMANCE MEASURES	GO	NO GO
f. Wears regular eye protection goggles (all other personnel).  g. Employs ground guides during poor visibility periods.  9. Unit conducts convoy through an urban area. a. Verifies all weight, height, and width restrictions along route of march. b. Employs close column formation. c. Obeys traffic control directions unless escorted by military or HN police. d. Employs directional guides at all critical intersections.  10. Convoy commander monitors unit crossing RP. a. Verifies that lead vehicle has crossed RP at specified time. b. Verifies that vehicles that have crossed RP. c. Forwards SITREP to higher HQ staff element using analog and/or digital communications.		

TASK PERFORMANCE/EVALUATION SUMMARY BLOCK							
ITERATION	1	2	3	4	5	M	TOTAL
TOTAL TASK STEPS EVALUATED							
TOTAL TASK STEPS "GO"							
TRAINING STATUS "GO/NO GO"							

“\*” indicates a leader task step.

<b>SUPPORTING INDIVIDUAL TASKS</b>		
<b>Task Number</b>	<b>Task Title</b>	<b>References</b>
01-7300.75-0500	Plan Convoy Operations	STP 55-88II-MQS
031-503-3008	Implement Mission-Oriented Protective Posture	STP 21-24-SMCT
071-326-3013	Conduct a Tactical Road March	STP 21-24-SMCT
071-329-1006	Navigate From One Point on the Ground to Another Point While Dismounted	STP 21-24-SMCT
071-331-0820	Analyze Terrain	STP 21-24-SMCT
01-7200.75-0100	Conduct Convoy Operations	STP 55-88II-MQS

**OPFOR TASKS AND STANDARDS: NONE**

- ELEMENTS:** Company Headquarters  
 3 Truck Platoon Headquarters  
 6 Truck Squads  
 Maintenance Section  
 2 Light Truck Platoon Headquarters  
 4 Light Truck Squads  
 Light and Medium Truck Platoon Headquarters  
 Light Truck Squad  
 Medium Truck Squad

**TASK:** Perform Advance/Quartermaster Party Activities (63-2-4008) (FM 10-27-2, FM 10-27-3, FM 3-100.4, FM 55-30, STP 21-1-SMCT, STP 21-24-SMCT)

**ITERATION**                            1      2      3      4      5      M      (circle)

**COMMANDER/LEADER ASSESSMENT**                            T      P      U      (circle)

**CONDITIONS:** Departure time for the advance/quartermaster party has arrived, and the party is prepared to depart the assembly area. MOPP2 has been designated. All essential information, such as route, order of march, and estimated arrival time of main body, has been provided by higher HQ staff element. The party leader has been issued tentative unit layout, hasty defense, and traffic plans. The unit has analog and/or digital communications with higher HQ. The higher HQ OPORD, the unit TSOP, and higher HQ TSOP are available. The advance/quartermaster party possesses all required equipment. Sufficient guides, markers, and other equipment are available. Upon arrival at the new AO, the higher HQ advance/quartermaster party leader assigns specific unit setup areas. The main body arrives before completion of this task. This task is conducted day or night under all environmental conditions. The unit is subject to air, NBC, and ground Level I threat forces attack. Some iterations of this task should be performed in MOPP4.

**TASK STANDARDS:** All preparation tasks are accomplished at the new operation site as directed by the higher HQ staff element and unit commander and the main body moves into position. At MOPP4, performance degradation factors increase execution times.

TASK STEPS AND PERFORMANCE MEASURES	GO	NO GO
1. Advance/quartermaster party moves to new operating site.  a. Wears uniform as prescribed by the higher HQ movement order and TSOP.  b. Crosses SP, checkpoints, and RP as prescribed by movement order maintaining situational awareness using analog and/or digital communications.		

TASK STEPS AND PERFORMANCE MEASURES	GO	NO GO
<p>c. Follows prescribed route from old to new area maintaining situational awareness using analog and/or digital communications.</p> <p>d. Reports route changes and/or information to main body by messenger, route guides, route markers, other nonelectronic means, analog and/or digital communications.</p> <p>2. Advance/quartering party assists in securing the entire higher HQ area.</p> <p>a. Assumes designated MOPP level before entering new area.</p> <p>b. Provides required number of personnel for initial security teams.</p> <p>c. Provides required personnel and equipment to conduct NBC surveys of assigned area.</p> <p>3. Advance/quartering party secures the unit's new AO.</p> <p>a. Places OPs on probable avenues of approach consistent with the available personnel.</p> <p>b. Parks vehicles and trailers in covered positions with mirrors turned toward the ground.</p> <p>c. Conducts NBC survey of the entire assigned unit area.</p> <p>NOTE: If survey team(s) monitor high levels of contamination, area should be evacuated immediately.</p> <p>d. Conducts sweep of unit area to locate all mines, booby traps, and other signs of threat presence.</p> <p>*4. Advance/quartering party leader supervises area preparation tasks.</p> <p>a. Conducts unit area site reconnaissance with subelement leaders, pointing out assigned areas and traffic circulation LAW layout and traffic plans.</p> <p>b. Verifies movement of subelements into their respective areas to ensure compliance with layout plan.</p> <p>c. Establishes internal communications system using runner until wire communications have been established.</p>		

TASK STEPS AND PERFORMANCE MEASURES	GO	NO GO
<p>d. Enforces OPSEC measures during area preparation.</p> <p>e. Establishes unit area entrance and exit points with unit personnel as guards.</p> <p>f. Assigns to subelements the task of blocking all other possible entrance and exit points into the unit area.</p> <p>g. Enforces safety procedures IAW TSOP and publications.</p> <p>h. Enforces environmental stewardship protection program procedures.</p> <p>5. Advance/quartering party leader supervises area preparation tasks.</p> <p>a. Marks location of CP IAW the unit layout plan.</p> <p>b. Marks location of bivouac and administrative areas IAW the layout plan.</p> <p>c. Lays communication wire from CP to all subelements.</p> <p>d. Marks unit area traffic direction IAW the traffic plan.</p> <p>e. Erects required tentage at locations IAW the layout plan.</p> <p>f. Sets up radio antenna(s) in locations as required by the layout plan.</p> <p>g. Marks vehicle positions allowing maximum dispersion consistent with size of area and tactical situation.</p> <p>h. Marks subelements defensive boundaries IAW the security plan.</p> <p>i. Erects barriers to block all unauthorized entrances and exits into and out of the CP area.</p> <p>j. Employs camouflage and concealment measures consistent with tactical situation.</p> <p>k. Employs noise and light discipline measures.</p> <p>l. Employs communication security measures.</p>		

TASK STEPS AND PERFORMANCE MEASURES	GO	NO GO
<p>m. Employs safety procedures IAW TSOP and publications.</p> <p>n. Employs environmental stewardship protection program procedures.</p> <p>6. Advance/quartering party prepares an urbanized area.</p> <p>a. Selects buildings within assigned area that provide maximum cover, concealment, and protection.</p> <p>b. Selects building for CP that provides a line of sight for antenna(s).</p> <p>c. Clears all assigned buildings of booby traps and any unnecessary items.</p> <p>d. Erects barriers to close off or channel personnel and vehicles into designated areas.</p> <p>e. Establishes OPs and defensive positions in upper stories of buildings.</p> <p>f. Employs safety procedures IAW TSOP and publications.</p> <p>g. Employs environmental stewardship protection program procedures.</p> <p>*7. Advance/quartering party leader supervises reception of main body.</p> <p>a. Identifies guide pickup points using analog and/or digital communications or messenger.</p> <p>b. Briefs ground guides on moving main body into their respective areas with emphasis on OPSEC.</p> <p>c. Monitors subelement guides activities to ensure compliance with guidance by party leader and the higher HQ and unit TSOP.</p> <p>d. Enforces counter-surveillance measures.</p>		

TASK STEPS AND PERFORMANCE MEASURES	GO	NO GO
8. Advance/quartering party performs guide functions. <ul style="list-style-type: none"> <li>a. Guides elements into assigned positions without having vehicles stop in exposed areas.</li> <li>b. Employs prearranged signals IAW the higher HQ and unit TSOP.</li> <li>c. Parks one vehicle at a time during darkness or reduced visibility.</li> <li>d. Employs filtered flashlights during darkness or reduced visibility.</li> <li>e. Employs counter-surveillance measures during reception activities.</li> </ul>		

TASK PERFORMANCE/EVALUATION SUMMARY BLOCK							
ITERATION	1	2	3	4	5	M	TOTAL
TOTAL TASK STEPS EVALUATED							
TOTAL TASK STEPS "GO"							
TRAINING STATUS "GO/NO GO"							

“\*” indicates a leader task step.

SUPPORTING INDIVIDUAL TASKS		
Task Number	Task Title	References
031-503-3008	Implement Mission-Oriented Protective Posture	STP 21-24-SMCT
071-326-5705	Establish an Observation Post	STP 21-24-SMCT

OPFOR TASKS AND STANDARDS: NONE

**ELEMENTS:** Company Headquarters  
 3 Truck Platoon Headquarters  
 6 Truck Squads  
 Maintenance Section  
 2 Light Truck Platoon Headquarters  
 4 Light Truck Squads  
 Light and Medium Truck Platoon Headquarters  
 Light Truck Squad  
 Medium Truck Squad

**TASK:** Occupy New Operating Site (63-2-4009) (FM 21-75, FM 10-27-2, FM 10-27-3, FM 20-3, FM 21-10, FM 3-100.4, FM 5-103, FM 55-30, FM 63-2, FM 63-20, FM 63-21, FM 63-2-1, STP 21-1-SMCT, STP 21-24-SMCT)

**ITERATION** 1 2 3 4 5 M (circle)

**COMMANDER/LEADER ASSESSMENT** T P U (circle)

**CONDITIONS:** The unit's main body is moving into assigned positions in a new operating site. The unit has analog and/or digital communications with higher HQ. The higher HQ OPORD with all annexes and overlays, the unit TSOP, and higher HQ TSOP are available. Advance/quartering party leader briefs the commander on the status of site preparation. The commander assembles element leaders for briefing. Movement into the new area can occur during the day or night. While the unit is moving into position, the threat has the capability to launch a surprise attack with a small group. This task is performed day or night under all environmental conditions. The unit is subject to air, NBC, and ground Level I threat forces attack. Some iterations of this task should be performed in MOPP4.

**TASK STANDARDS:** Unit completes initial camouflage and security functions within 20 minutes of arrival in new area. Commander finalizes layout plan within 30 minutes of arrival at new area.

TASK STEPS AND PERFORMANCE MEASURES	GO	NO GO
1. Unit moves vehicles into positions. <ul style="list-style-type: none"> <li>a. Reacts correctly to guide's prescribed visual signals.</li> <li>b. Takes action to minimize noise.</li> <li>c. Takes action to minimize dust and exhaust smoke.</li> <li>d. Drives vehicles into predesignated positions without stopping in exposed areas.</li> <li>e. Positions vehicle facing toward roadway to allow for quick dispersion.</li> </ul>		



TASK STEPS AND PERFORMANCE MEASURES	GO	NO GO
<p>2. Unit moves vehicles to positions at night.</p> <ul style="list-style-type: none"> <li>a. Picks up guides at dismount point.</li> <li>b. Turns off blackout drive lights at dismount point.</li> <li>c. Reacts correctly to filtered flashlight signals of guide.</li> <li>d. Maintains noise and light discipline.</li> <li>e. Takes action to minimize dust and exhaust smoke.</li> </ul> <p>3. Vehicle operators perform initial camouflage measures.</p> <ul style="list-style-type: none"> <li>a. Reduce reflections by turning mirrors toward the ground.</li> <li>b. Employ natural terrain patterns, available overhead cover, and shadows.</li> <li>c. Cover windshields with available natural or artificial materials.</li> <li>d. Remove vehicle tracks by using available sweeping materials.</li> <li>e. Perform after-operations PMCS.</li> </ul> <p>4. Unit occupies initial defensive positions (designated personnel only).</p> <ul style="list-style-type: none"> <li>a. Occupies positions as directed by advance/quartering party leader.</li> <li>b. Prepares hasty fighting positions that provide frontal protection from direct fire and are at least half a meter (18 inches) deep.</li> <li>c. Positions automatic weapons on likely avenues of approach.</li> <li>d. Positions individual weapons to protect flanks of automatic weapons and to provide interlocking fires.</li> <li>e. Employs hasty camouflage measures to initial security positions.</li> <li>f. Employs light and noise discipline along defensive line.</li> </ul>		

TASK STEPS AND PERFORMANCE MEASURES	GO	NO GO
<p>g. Employs correct challenge and password techniques.</p> <p>h. Employs safety measures IAW TSOP and publications.</p> <p>i. Employs environmental stewardship protection program procedures.</p> <p>*5. Commander finalizes unit layout plan.</p> <p>a. Adjusts layout plan as terrain and tactical considerations require change.</p> <p>b. Records adjustment(s) on analog and/or digital map overlay(s).</p> <p>c. Identifies camouflage requirements based on terrain features.</p> <p>d. Identifies essential tasks to be completed.</p> <p>e. Briefs sub-element leaders on final layout plan and tasks to be performed.</p> <p>f. Enforces safety measures IAW TSOP and publications.</p> <p>g. Enforces environmental stewardship protection program procedures.</p>		

TASK PERFORMANCE/EVALUATION SUMMARY BLOCK							
ITERATION	1	2	3	4	5	M	TOTAL
TOTAL TASK STEPS EVALUATED							
TOTAL TASK STEPS "GO"							
TRAINING STATUS "GO/NO GO"							

“\*” indicates a leader task step.

**OPFOR TASKS AND STANDARDS: NONE**

- ELEMENTS:** Company Headquarters  
 3 Truck Platoon Headquarters  
 6 Truck Squads  
 Maintenance Section  
 2 Light Truck Platoon Headquarters  
 4 Light Truck Squads  
 Light and Medium Truck Platoon Headquarters  
 Light Truck Squad  
 Medium Truck Squad

**TASK:** Perform Deployment Alert Activities (63-2-4801) (FM 100-17, AR 220-1, AR 220-10, FM 55-65)

**ITERATION** 1 2 3 4 5 M (circle)  
**COMMANDER/LEADER ASSESSMENT** T P U (circle)

**CONDITIONS:** The unit has been at a normal state of deployment readiness and has received a warning order to prepare for overseas deployment. The CQ or 1SG has notified the commander. The unit has analog and/or digital communications with higher HQ. The unit movement plan, recall plan, security plan, unit and higher HQ access rosters, and current maps are available. The unit has a trained officer or NCO appointed as UMO and alternate UMO. Main body personnel, advance party personnel, SPOE team, equipment reception team, packing and crating team, weighing and marking team, rail loading team, and supercargoes have been designated by the commander and trained in their duties. The unit is deploying as part of a higher HQ deployment. Alert notification activities are performed day or night under all environmental conditions. Some iterations of this task should be performed in MOPP4.

**TASK STANDARDS:** Unit personnel are recalled IAW the recall plan. All personnel are present or accounted for and briefings are conducted for unit personnel and deployment teams IAW movement plan. Security is established IAW security plan.

TASK STEPS AND PERFORMANCE MEASURES	GO	NO GO
<p>*1. Commander supervises deployment alert notification activities.</p> <p>a. Directs the CQ or 1SG to implement the recall plan.</p> <p>b. Coordinates with higher HQ commander for guidance concerning deployment requirements.</p> <p>c. Briefs unit leaders on deployment and mission requirements.</p> <p>d. Directs UMO to update movement plan, deployment SOP, and marshaling plans, as required.</p> <p>e. Assigns additional and/or replacement personnel to deployment teams, as required.</p>		

TASK STEPS AND PERFORMANCE MEASURES	GO	NO GO
<p>f. Monitors security of unit area for compliance with security plan.</p> <p>g. Monitors recall of unit personnel to ensure recall time standards are met and personnel accountability is accomplished IAW recall plan.</p> <p>h. Submits reports to higher HQ IAW recall plan, security plan, deployment OPORD, and movement plan using analog and/or digital communications.</p> <p>i. Briefs higher HQ commander and staff on status of deployment alert activities.</p> <p>2. Unit HQ performs recalls personnel accountability functions.</p> <p>a. Initiates recall procedures IAW recall plan.</p> <p>b. Sets up central check-in IAW recall plan.</p> <p>c. Checks personnel as they arrive, to ensure only personnel listed on current access rosters enter the unit area.</p> <p>d. Annotates recall roster to indicate personnel are present for duty as they arrive.</p> <p>e. Computes percent present for duty IAW recall plan.</p> <p>f. Briefs commander on present-for-duty status as recall progresses.</p> <p>g. Disestablishes control check-in point when 100 percent of unit are present or accounted for.</p> <p>*3. UMO assembles deployment teams.</p> <p>a. Identifies unit deployment team requirements by reviewing movement plan.</p> <p>b. Confirms personnel are available for designated deployment teams.</p> <p>c. Requests commander assign additional and/or replacement deployment team members, as required.</p>		

TASK STEPS AND PERFORMANCE MEASURES	GO	NO GO
<p>d. Briefs deployment teams on their duties and responsibilities IAW the movement plan.</p> <p>e. Briefs commander on status of deployment teams.</p> <p>*4. Unit leaders supervise unit element alert activities.</p> <p>a. Monitor arrival of unit element personnel to ensure all personnel are accounted for.</p> <p>b. Supervise establishment of security of assigned area IAW security plan.</p> <p>c. Brief personnel on deployment.</p> <p>*5. Section chiefs and/or team leaders supervise alert activities.</p> <p>a. Inspect personnel as they arrive to ensure all have required clothing and personal gear.</p> <p>b. Inspect alert bags to ensure all personal gear is present and serviceable.</p> <p>c. Assign personnel to security posts IAW security plan.</p> <p>d. Brief unit element leaders on alert status.</p> <p>6. Unit performs recall activities.</p> <p>a. Relays alert notification, as required.</p> <p>b. Reports for duty unit HQ IAW recall plan.</p> <p>c. Repairs or replaces personal gear, as required.</p> <p>d. Performs security functions, as required.</p> <p>e. Provides dependents with information on deployment, as permitted.</p>		

<b>TASK PERFORMANCE/EVALUATION SUMMARY BLOCK</b>							
<b>ITERATION</b>	<b>1</b>	<b>2</b>	<b>3</b>	<b>4</b>	<b>5</b>	<b>M</b>	<b>TOTAL</b>
<b>TOTAL TASK STEPS EVALUATED</b>							
<b>TOTAL TASK STEPS "GO"</b>							
<b>TRAINING STATUS "GO/NO GO"</b>							

“\*” indicates a leader task step.

**SUPPORTING INDIVIDUAL TASKS: NONE**

**SUPPORTING COLLECTIVE TASKS: NONE**

**OPFOR TASKS AND STANDARDS: NONE**

- ELEMENTS:** Company Headquarters  
 3 Truck Platoon Headquarters  
 6 Truck Squads  
 Maintenance Section  
 2 Light Truck Platoon Headquarters  
 4 Light Truck Squads  
 Light and Medium Truck Platoon Headquarters  
 Light Truck Squad  
 Medium Truck Squad

**TASK:** Perform Human Resources Predeployment Activities (63-2-4802) (AR 220-10, AR 220-1, FM 100-17, FM 55-10, FM 55-65)

**ITERATION** 1 2 3 4 5 M (circle)

**COMMANDER/LEADER ASSESSMENT** T P U (circle)

**CONDITIONS:** The unit has activated the recall plan. Unit personnel are accounted for and are prepared for predeployment processing. S1 has provided a SRP processing schedule to the commander. The unit has coordinated with the S1 for assistance, as needed. Transportation to move the unit to the processing center is available. The deployment SOP, movement plan, family assistance plan, and higher HQ deployment OPORD are available. The unit has analog and digital communications with higher HQ. The unit is deploying as part of a higher HQ deployment. SRP activities are performed day or night under all environmental conditions. Some iterations of this task should be performed in MOPP4.

**TASK STANDARDS:** Predeployment personnel and administrative activities are accomplished IAW the movement plan, deployment OPORD, S1 SRP processing schedule, and commander's guidance.

TASK STEPS AND PERFORMANCE MEASURES	GO	NO GO
*1. Commander directs personnel and administrative predeployment activities. <ul style="list-style-type: none"> <li>a. Directs HQ to update the unit USR using current data IAW AR 220-1.</li> <li>b. Directs the XO/1SG to publish a unit SRP processing schedule based on the S1 SRP processing schedule.</li> <li>c. Forwards list of nondeployable personnel to the higher HQ staff element using analog and/or digital communications.</li> <li>d. Directs personnel to complete SRP processing activities.</li> </ul>		

TASK STEPS AND PERFORMANCE MEASURES	GO	NO GO
<p>e. Directs personnel to secure POVs and personal property IAW movement plan.</p> <p>f. Directs XO to prepare briefing for dependents.</p> <p>g. Directs XO to update family assistance plan, as required.</p> <p>h. Requests that the S1 appoint pay agents during deployment, if necessary, using analog and/or digital communications.</p> <p>i. Coordinates with S1 Section to close out fund account using analog and/or digital communications.</p> <p>j. Coordinates through higher HQ and port commander to identify number of supercargoes (unit personnel traveling with unit equipment) authorized and POC for supercargoes using analog and/or digital communications.</p> <p>NOTE: Performance step "j" is not used by the IBCT.</p> <p>k. Briefs battalion commander on status of SRP activities.</p> <p>2. Unit HQ processes SRP records.</p> <p>a. Delivers unit SRP records to SRP processing site.</p> <p>b. Verifies that 100 percent of deploying personnel have processed.</p> <p>c. Returns SRP records to company HQ.</p> <p>d. Delivers SRP records to battalion rear detachment prior to departure.</p> <p>3. Unit HQ performs personnel replacement functions.</p> <p>a. Identifies nondeployable personnel by reviewing monthly USR, 1SG daily report, and SRP processing results.</p> <p>b. Coordinates with higher HQ staff element for replacement personnel using analog and/or digital communications.</p> <p>c. Recommends assignment of replacement personnel to commander.</p>		



TASK STEPS AND PERFORMANCE MEASURES	GO	NO GO
<p>d. Assigns replacement personnel IAW commander's instructions.</p> <p>e. Updates the family assistance plan, as required.</p> <p>4. Unit HQ monitors unit SRP activities.</p> <p>a. Publishes unit SRP processing schedule based on movement plan, S1 section SRP processing schedule, and commander's guidance.</p> <p>b. Distributes unit SRP processing schedule to platoons and sections.</p> <p>c. Monitors SRP processing to ensure activities are completed IAW SRP processing schedule.</p> <p>d. Coordinates with the higher HQ staff element for additional SRP processing using analog and/or digital communications, as required.</p> <p>e. Briefs commander on SRP processing status.</p> <p>*5. Unit leaders supervise personnel and administrative SRP activities.</p> <p>a. Direct personnel to complete SRP processing IAW SRP processing schedule.</p> <p>b. Designate personnel to assist contact teams in SRP processing activities, as required.</p> <p>c. Monitor SRP processing to ensure activities are completed IAW SRP processing schedule.</p> <p>d. Coordinate with the UMO/NCO for additional SRP processing, as required.</p> <p>e. Identify nondeployable personnel.</p> <p>f. Coordinate personnel replacement with company HQ.</p> <p>g. Monitor securing of POVs and personal property for compliance with movement plan and commander's instructions.</p>		

TASK STEPS AND PERFORMANCE MEASURES	GO	NO GO
h. Brief personnel on family assistance plan.  i. Brief commander on results of SRP processing.  6. Company personnel perform SRP activities.  a. Perform SRP contact team functions, as directed.  b. Complete processing activities, as directed.  c. Secure POVs and personal property IAW movement plan and commander's instructions.		

TASK PERFORMANCE/EVALUATION SUMMARY BLOCK							
ITERATION	1	2	3	4	5	M	TOTAL
TOTAL TASK STEPS EVALUATED							
TOTAL TASK STEPS "GO"							
TRAINING STATUS "GO/NO GO"							

“\*” indicates a leader task step.

**SUPPORTING INDIVIDUAL TASKS: NONE**

**SUPPORTING COLLECTIVE TASKS: NONE**

**OPFOR TASKS AND STANDARDS: NONE**

**ELEMENTS:** Company Headquarters  
 3 Truck Platoon Headquarters  
 6 Truck Squads  
 Maintenance Section  
 2 Light Truck Platoon Headquarters  
 4 Light Truck Squads  
 Light and Medium Truck Platoon Headquarters  
 Light Truck Squad  
 Medium Truck Squad

**TASK:** Perform Predeployment Training Activities (63-2-4803) (AR 350-41, AR 220-10, AR 350-1, FM 100-17, FM 55-65, TC 25-20)

**ITERATION** 1 2 3 4 5 M (circle)

**COMMANDER/LEADER ASSESSMENT** T P U (circle)

**CONDITIONS:** The unit is preparing for deployment to an overseas site. Sufficient time exists for the unit to conduct predeployment training. The commander has designated a training officer and NCO. The unit deployment SOP, movement plan, higher HQ deployment OPORD, and training records are available. The unit has analog and/or digital communications with higher HQ. The unit is deploying as part of a higher HQ deployment. Predeployment training is performed day or night under all environmental conditions. Some iterations of this task should be performed in MOPP4.

**TASK STANDARDS:** Predeployment training is accomplished IAW the training schedule and commander's guidance.

TASK STEPS AND PERFORMANCE MEASURES	GO	NO GO
<p>*1. Commander directs predeployment training activities.</p> <p>a. Identifies training requirements through coordination with unit leaders and review of the movement plan and training records.</p> <p>b. Identifies special training requirements by reviewing deployment OPORD and coordinating with the higher HQ staff personnel.</p> <p>c. Directs training officer to develop a unit training schedule to correct training deficiencies.</p> <p>d. Designates personnel to receive training IAW higher HQ staff personnel's instructions.</p> <p>e. Briefs higher HQ commander on status of predeployment training.</p>		

TASK STEPS AND PERFORMANCE MEASURES	GO	NO GO
<p><b>*2. Training officer/NCO supervise predeployment training activities.</b></p> <p>a. Develop training schedule based on movement plan, deployment OPORD, specialized training requirements identified by higher HQ and commander's guidance.</p> <p>b. Coordinate training support with the higher HQ staff personnel using analog and/or digital communications, as required.</p> <p>c. Provide training schedule to S2/S3 section and unit leader, as appropriate.</p> <p>d. Monitor training to ensure appropriate training is provided to personnel.</p> <p>e. Brief commander on status of predeployment training.</p> <p><b>*3. Unit leaders perform predeployment training activities.</b></p> <p>a. Coordinate with UMO for required training support using analog and/or digital communications.</p> <p>b. Conduct training IAW training schedule, if required.</p> <p>c. Annotate training results on individual and team training records.</p>		

TASK PERFORMANCE/EVALUATION SUMMARY BLOCK							
ITERATION	1	2	3	4	5	M	TOTAL
TOTAL TASK STEPS EVALUATED							
TOTAL TASK STEPS "GO"							
TRAINING STATUS "GO/NO GO"							

“\*” indicates a leader task step.

**SUPPORTING COLLECTIVE TASKS: NONE**

**OPFOR TASKS AND STANDARDS: NONE**

**ELEMENTS:** Company Headquarters  
3 Truck Platoon Headquarters  
6 Truck Squads  
Maintenance Section  
2 Light Truck Platoon Headquarters  
4 Light Truck Squads  
Light and Medium Truck Platoon Headquarters  
Light Truck Squad  
Medium Truck Squad

**TASK:** Perform Predeployment Supply Activities (63-2-4804) (AR 710-2, AR 220-10, AR 700-84, AR 725-50, AR 735-5, FM 100-17, FM 3-100.4)

**ITERATION**                                        1           2           3           4           5           M           (circle)

**COMMANDER/LEADER ASSESSMENT**                                        T           P           U           (circle)

**CONDITIONS:** The unit is preparing for deployment to an overseas site. Basic loads of ammunition, rations, equipment identified TAT, and repair parts are available. The unit movement plan, TSOP, and higher HQ deployment OPORD are available. The unit has analog and/or digital communications with higher HQ. The unit is deploying as part of a higher HQ deployment. Predeployment supply activities are performed day or night under all environmental conditions. Some iterations of this task should be performed in MOPP4.

**TASK STANDARDS:** Predeployment supply activities are accomplished LAW the movement plan, TSOP, and commander's guidance.

<b>TASK STEPS AND PERFORMANCE MEASURES</b>	<b>GO</b>	<b>NO GO</b>
*1. Commander directs predeployment supply activities.  a. Identifies float and/or replacement equipment and additional supply requirements to the movement plan deployment supply list based on the deployment OPORD, METT-TC, and coordination with the higher HQ staff personnel.  b. Coordinates with the higher HQ staff element for issue of additional supplies using analog and/or digital communications, as required.  c. Coordinates with the higher HQ staff element issue of float and/or replacement equipment using analog and/or digital communications, as necessary.  d. Directs unit leaders to provide supply and equipment requests to supply sergeant.		

TASK STEPS AND PERFORMANCE MEASURES	GO	NO GO
<p>e. Directs supply sergeant to request required supplies and equipment.</p> <p>f. Briefs higher HQ commander and higher HQ staff personnel on supply status, as required.</p> <p>g. Enforces environmental stewardship protection program procedures.</p> <p>2. Unit elements perform predeployment supply activities.</p> <p>a. Identify shortages of supplies and equipment by conducting inventories and inspections.</p> <p>b. Inventory soldier's personal belongings that are designated to remain in the unit area.</p> <p>c. Secure personal belongings remaining in the unit area.</p> <p>d. Submit requests for supplies and equipment to supply sergeant IAW TSOP, as required.</p> <p>e. Issue individual basic loads, as required.</p> <p>f. Employ safety procedures IAW TSOP and applicable publications.</p> <p>g. Employ environmental stewardship protection program procedures.</p> <p>3. Unit HQ provides supply support.</p> <p>a. Submits requests to servicing SSA to upgrade FAD on all requisitions already in the system.</p> <p>b. Coordinates with the S4 for additional DODAACs to be requested, as needed, for the rear detachment and deploying detachments using analog and/or digital communications.</p> <p>c. Submits changes of the "ship-to" address for the unit DODAAC to the servicing SSA, to ensure correct routing of requested supplies to the unit's deployment address using analog and/or digital communications.</p>		

TASK STEPS AND PERFORMANCE MEASURES	GO	NO GO
<p>d. Submits requests for issue of personal clothing and equipment to S4 section IAW AR 700-84 using analog and/or digital communications.</p> <p>e. Submits request for basic loads and required supplies and equipment to S4 Section IAW Movement Plan and TSOP using analog and/or digital communications.</p> <p>f. Submits request for eyeglasses, inserts, and hearing aids to the S4 section using analog and/or digital communications, as required.</p> <p>g. Requests supplies to support movement operations (BBPCT, dunnage, and pallet covers).</p> <p>h. Draws basic loads IAW S4 section's instructions.</p> <p>i. Coordinates with S4 section to resolve outstanding requisitions using analog and/or digital communications.</p> <p>j. Coordinates with commander or S4 section for transportation and MHE support using analog and/or digital communications to pick-up, issue, and/or pack deployment supplies, if necessary.</p> <p>k. Inspects float and/or replacement equipment for serviceability.</p> <p>l. Signs for float and/or replacement equipment.</p> <p>m. Issues supplies and equipment IAW TSOP, as required.</p> <p>n. Secures unissued supplies and equipment IAW TSOP.</p> <p>o. Turns in equipment, supplies, and hazardous material to appropriate facility, as required.</p> <p>p. Prepares hand receipt annex and/or transfer documentation for unit property being transferred.</p> <p>q. Prepares backup of all automated supply systems prior to deployment.</p> <p>r. Briefs commander on deployment supply status.</p>		

TASK STEPS AND PERFORMANCE MEASURES	GO	NO GO
s. Employs safety procedures IAW TSOP and applicable publications.  t. Employs environmental stewardship protection program procedures.		

TASK PERFORMANCE/EVALUATION SUMMARY BLOCK							
ITERATION	1	2	3	4	5	M	TOTAL
TOTAL TASK STEPS EVALUATED							
TOTAL TASK STEPS "GO"							
TRAINING STATUS "GO/NO GO"							

“\*” indicates a leader task step.

**SUPPORTING INDIVIDUAL TASKS: NONE**

**SUPPORTING COLLECTIVE TASKS: NONE**

**OPFOR TASKS AND STANDARDS: NONE**



**ELEMENTS:** Company Headquarters  
 3 Truck Platoon Headquarters  
 6 Truck Squads  
 Maintenance Section  
 2 Light Truck Platoon Headquarters  
 4 Light Truck Squads  
 Light and Medium Truck Platoon Headquarters  
 Light Truck Squad  
 Medium Truck Squad

**TASK:** Perform Predeployment Maintenance Activities (63-2-4805) (FM 4-30.3, AR 220-1, AR 700-138, AR 750-1, DA PAM 738-750, DA PAM 750-1, DA PAM 750-35, FM 100-17, FM 3-100.4)

**ITERATION** 1 2 3 4 5 M (circle)

**COMMANDER/LEADER ASSESSMENT** T P U (circle)

**CONDITIONS:** The unit is preparing for deployment to an overseas site. Sufficient time exists for the unit to conduct predeployment maintenance activities. The commander has designated a motor officer. Required tools, equipment, and personnel are available. MSTs are available in the unit maintenance area. The movement plan, maintenance SOP, and higher HQ deployment OPOrd are available. The unit has analog and/or digital communications with higher HQ. The unit is deploying as part of a higher HQ deployment. Predeployment maintenance is performed day or night under all environmental conditions. Some iterations of this task should be performed in MOPP4.

**TASK STANDARDS:** Predeployment maintenance is accomplished IAW the maintenance SOP and commander's guidance.

TASK STEPS AND PERFORMANCE MEASURES	GO	NO GO
*1. Commander directs predeployment maintenance activities. <ul style="list-style-type: none"> <li>a. Monitors maintenance activities for compliance with the maintenance SOP and commander's guidance.</li> <li>b. Approves the use of controlled exchange when required repair parts are not available.</li> <li>c. Checks MCSR for accuracy and completeness.</li> <li>d. Forwards MCSR to the S4 section using analog and/or digital communications.</li> <li>e. Coordinates with S4 for maintenance support using analog and/or digital communications, as required.</li> </ul>		

TASK STEPS AND PERFORMANCE MEASURES	GO	NO GO
<p>f. Prioritizes internal repair of vehicles and equipment.</p> <p>g. Enforces safety procedures IAW TSOP and applicable publications.</p> <p>h. Enforces environmental stewardship protection program procedures.</p> <p>*2. Motor officer/motor sergeant supervises predeployment maintenance activities.</p> <p>a. Identifies unit operational readiness levels by reviewing vehicle and equipment status reports, PMCS, and predeployment maintenance checks.</p> <p>b. Prepares MCSR IAW AR 220-1 and AR 700-138.</p> <p>c. Submits current MCSR to commander.</p> <p>d. Submits request for direct support maintenance to commander, as required.</p> <p>e. Submits request for controlled exchanges to commander for approval.</p> <p>f. Designates unit maintenance personnel to assist direct support maintenance element IAW maintenance SOP and S4 section and commander's instructions.</p> <p>g. Directs calibration of tools, if required.</p> <p>h. Verifies PLL inventory by conducting spot checks.</p> <p>i. Submits request for PLL replenishment to S4 section using analog and/or digital communications, as required.</p> <p>j. Verifies completion of repairs by reviewing maintenance records.</p> <p>k. Coordinates with S4 section to identify status of vehicles and equipment in support maintenance using analog and/or digital communications.</p> <p>l. Coordinates with S4 section to evacuate nondeployable vehicles and equipment to support maintenance using analog and/or digital communications.</p>		

TASK STEPS AND PERFORMANCE MEASURES	GO	NO GO
<p>m. Verifies unit member's civilian and military driver's licenses and equipment licenses for validation and reissue, as needed.</p> <p>n. Prepares backup of all automated maintenance systems prior to deployment.</p> <p>o. Briefs the commander on maintenance status of vehicles and equipment, as required.</p> <p>p. Enforces safety procedures IAW TSOP and applicable publications.</p> <p>q. Enforces environmental stewardship protection program procedures.</p> <p>3. Maintenance unit performs field maintenance activities.</p> <p>a. Calibrates tools, as required.</p> <p>b. Inspects equipment IAW appropriate operator and organizational maintenance TMs.</p> <p>c. Records all deficiencies on equipment inspection worksheets.</p> <p>d. Corrects unit-level maintenance deficiencies.</p> <p>e. Corrects DS-level maintenance deficiencies.</p> <p>f. Requests required repair parts from PLL clerk.</p> <p>g. Repairs equipment IAW applicable TM(s).</p> <p>h. Requests approval for controlled exchange through motor officer or sergeant when required repair parts are not available.</p> <p>i. Performs controlled exchange IAW motor officer or sergeant's instructions.</p> <p>j. Performs final inspection to ensure quality control of repairs.</p> <p>k. Conducts inventory of PLL to confirm shortages IAW PLL listing.</p> <p>l. Submits request for PLL replenishment to supporting SSA, as required.</p>		

TASK STEPS AND PERFORMANCE MEASURES	GO	NO GO
<p>m. Performs technical inspections of float and/or replacement equipment IAW appropriate TMs and manufacturer's instructions.</p> <p>n. Releases equipment to appropriate unit elements.</p> <p>o. Employs safety procedures IAW TSOP and applicable publications.</p> <p>p. Employs environmental stewardship protection program procedures.</p> <p>4. Unit HQ conducts transactions with maintenance support elements.</p> <p>a. Identifies vehicles and equipment that require maintenance support element support.</p> <p>b. Prepares required documentation for submission to maintenance support element.</p> <p>c. Delivers vehicles and equipment to maintenance support element.</p> <p>d. Picks up equipment from maintenance support element upon notification repairs are completed.</p> <p>e. Notifies owning element to pick up vehicles and equipment.</p> <p>*5. Unit leaders supervise predeployment operator maintenance activities.</p> <p>a. Monitor performance of PMCS and predeployment maintenance for compliance with Maintenance SOP, appropriate TM, and commander's guidance.</p> <p>b. Inspect vehicles, weapons, and equipment to ensure compliance with Maintenance SOP, appropriate TM, and commander's guidance.</p> <p>c. Provide input for MCSR to motor officer, as required.</p> <p>d. Enforce safety procedures IAW TSOP and applicable publications.</p> <p>e. Enforce environmental stewardship protection program procedures.</p>		

TASK STEPS AND PERFORMANCE MEASURES	GO	NO GO
<p>6. Unit performs predeployment operator maintenance.</p> <p style="padding-left: 40px;">a. Performs PMCS IAW appropriate TM(s).</p> <p style="padding-left: 40px;">b. Notifies supervisor of maintenance problems beyond operator's capabilities.</p> <p style="padding-left: 40px;">c. Checks vehicle load plan to ensure required tools and equipment are on hand.</p> <p style="padding-left: 40px;">d. Employs safety procedures IAW TSOP and applicable publications.</p> <p style="padding-left: 40px;">e. Employs environmental stewardship program protection procedures.</p>		

TASK PERFORMANCE/EVALUATION SUMMARY BLOCK							
ITERATION	1	2	3	4	5	M	TOTAL
TOTAL TASK STEPS EVALUATED							
TOTAL TASK STEPS "GO"							
TRAINING STATUS "GO/NO GO"							

“\*” indicates a leader task step.

**SUPPORTING COLLECTIVE TASKS: NONE**

**OPFOR TASKS AND STANDARDS: NONE**

**ELEMENTS:** Company Headquarters  
 3 Truck Platoon Headquarters  
 6 Truck Squads  
 Maintenance Section  
 2 Light Truck Platoon Headquarters  
 4 Light Truck Squads  
 Light and Medium Truck Platoon Headquarters  
 Light Truck Squad  
 Medium Truck Squad

**TASK:** Prepare Vehicles and Equipment for Deployment (63-2-4806) (FM 100-17, AR 220-10, DOD DIR 4500.9, FM 21-305, FM 3-100.4, FM 4-30.3, FM 55-9, TB 55-46-1, TM 55-2200-001-12)

**ITERATION**                                    1        2        3        4        5        M        (circle)

**COMMANDER/LEADER ASSESSMENT**                                    T        P        U        (circle)

**CONDITIONS:** The unit receives a movement directive to deploy to an overseas site. A railhead is available on the installation. All personnel are present and have been trained on requirements for preparing vehicles and equipment for deployment. Packing and Crating, Weighing and Loading, and Rail Loading Teams have been designated and trained. The Movement Directive, Movement Plan, Deployment SOP, and Deployment OPORD are available. The unit has analog and/or digital communications with higher HQ. The unit has a trained officer or NCO appointed as UMO and alternate UMO. The unit is deploying as part of a higher HQ deployment. Equipment preparation is performed day or night under all environmental conditions. Some iterations of this task should be performed in MOPP4.

**TASK STANDARDS:** Vehicles and equipment to be deployed are prepared for deployment and loaded for movement to the APOE or SPOE IAW the Deployment SOP, Movement Plan, and commander's guidance.

TASK STEPS AND PERFORMANCE MEASURES	GO	NO GO
<p>*1. Commander directs vehicle and equipment preparation activities.</p> <ul style="list-style-type: none"> <li>a. Identifies vehicles, equipment, and supplies to be deployed based on movement directive, Movement Plan, Deployment OPORD, higher HQ commander's guidance, and METT-TC.</li> <li>b. Identifies personnel, equipment, and vehicles scheduled to move to the A/SPOE by road or rail by reviewing Movement Plan and higher HQ commander's guidance.</li> <li>c. Designates a unit MA.</li> <li>d. Designates storage areas for equipment not to be deployed.</li> </ul>		

TASK STEPS AND PERFORMANCE MEASURES	GO	NO GO
<p>e. Coordinates with S4 for disposition of equipment not to be deployed or stored by the unit using analog and/or digital communications.</p> <p>f. Provides unit leaders with disposition instructions for equipment not being deployed.</p> <p>g. Coordinates with S4 for transportation support to the APOE or SPOE using analog and/or digital communications, if necessary.</p> <p>h. Inspects area to ensure all excess vehicles, equipment, and supplies have been turned in or placed in a designated holding area.</p> <p>i. Notifies higher HQ S2/S3 when vehicles and containers are loaded and ready to move using analog and/or digital communications.</p> <p>*2. UMO supervises vehicle and equipment preparation activities.</p> <p>a. Updates AUDEL to reflect vehicles, equipment, and supplies to be deployed based on physical inventory and commander's guidance.</p> <p>b. Updates AUDEL to reflect actual weights based on results of weighing and any dimensions beyond those listed in current technical publications for equipment TOE LIN/INDEX NO.</p> <p>c. Inputs updated AUDEL into the ITO or field movement control element TC-ACCIS station.</p> <p>NOTE: When verified by the UMO, the updated AUDEL becomes the DEL produced by TC-ACCIS.</p> <p>d. Provides UMC and/or S4 Section with information on oversize and overweight vehicles, equipment, and cargo requiring special handling, as required.</p> <p>e. Coordinates with UMC for DEL, BBPCT material requirements lists, vehicle/rail loading plans and schedules, special hauling permit requests, military shipping labels, and convoy clearance requests produced by TC-ACCIS using analog and/or digital communications.</p> <p>f. Coordinates with S4 Section for RF tags for ITV of sensitive/classified cargo, IAW directives from higher HQ using analog and/or digital communications.</p>		

TASK STEPS AND PERFORMANCE MEASURES	GO	NO GO
<p>g. Coordinates with S4 Section for packing materials, weighing scales, MHE, containers, inserts, pallets, and other equipment preparation and loading materials using analog and/or digital communications, as required.</p> <p>h. Coordinates with S4 for customs inspection per unit SOP using analog and/or digital communications.</p> <p>i. Provides unit leaders with deployment forms, shipping labels, and documents, as required.</p> <p>j. Coordinates container pick-up with higher HQ staff element.</p> <p>k. Provide special instructions to Packing and Crating Teams, if necessary.</p> <p>l. Provides container packing schedule to unit leaders.</p> <p>m. Identifies transportation support requirements by reviewing Movement Plan and current vehicle status reports.</p> <p>n. Coordinates with S4 Section for movement of vehicles and equipment to rail loading site.</p> <p>o. Provides rail loading plan to Rail Loading Team Chief.</p> <p>p. Provides Rail Loading Team proper tools to conduct rail loadout.</p> <p>q. Coordinates with UMC for port call message and verification of Movement Plan A/SPOE requirements and procedures.</p> <p>r. Conducts risk assessment considering factors such as time, duration, and cargo to ensure the mission is safely completed.</p> <p>s. Briefs commander on status of preparation of vehicles and equipment for deployment.</p> <p>*3. Unit leaders supervise preparation of unit elements for deployment.</p> <p>a. Verify adequate space has been allowed for personnel items and secondary loads by reviewing loading plans.</p> <p>b. Revise loading plans, as required.</p>		



TASK STEPS AND PERFORMANCE MEASURES	GO	NO GO
<p>c. Monitor packing and loading for compliance with Deployment SOP, Movement Plan, and UMO's instructions.</p> <p>d. Inspect area to ensure all equipment to be deployed has been packed and/or loaded.</p> <p>e. Inspect area to ensure all excess vehicles, equipment, and supplies have been turned in or placed in a designated holding area.</p> <p>f. Inspect internal loads to ensure loads are secure and in compliance with loading plans.</p> <p>g. Notify UMO of any load plan revisions using analog and/or digital communications.</p> <p>*4. UMO maintains an up-to-date AUDEL.</p> <p>a. Conducts physical inventory of vehicles and equipment to be deployed to verify accuracy of AUDEL.</p> <p>b. Revises AUDEL, as required.</p> <p>c. Submits AUDEL changes to UMC, if necessary.</p> <p>5. Packing and Crating Teams prepare equipment for deployment.</p> <p>a. Pack containers IAW loading plans, DEL, and UMO's instructions.</p> <p>b. Pack hazardous materials IAW Deployment SOP, UMO's instructions, and applicable publications.</p> <p>c. Prepare container packing lists and shipping documents IAW UMO's instructions and applicable publications.</p> <p>d. Distribute container packing lists and shipping documents IAW UMO's instructions and applicable publications.</p> <p>e. Place military shipping labels and designated markings on containers IAW Movement Plan, Deployment SOP, and UMO's instructions.</p> <p>f. Assist container pick-up crew in loading operations, as required.</p>		

TASK STEPS AND PERFORMANCE MEASURES	GO	NO GO
<p>g. Employ safety procedures IAW TSOP and applicable publications.</p> <p>h. Employ environmental stewardship protection program procedures.</p> <p>6. Unit prepares vehicles, equipment, and personal gear for deployment.</p> <p>a. Places equipment not being deployed in designated storage area IAW Movement Plan and commander's instructions.</p> <p>b. Turns in excess vehicles, equipment, and supplies to supply sergeant IAW Deployment SOP and/or commander's instructions.</p> <p>c. Packs personal gear IAW Movement Plan.</p> <p>d. Marks and/or tags vehicles, equipment, and personal gear IAW Deployment SOP, Movement Plan, and UMO's instructions.</p> <p>e. Attaches RF/AIT tags and applies military shipping labels on vehicles and equipment IAW Movement Plan and UMO's instructions.</p> <p>f. Moves equipment to be packed in containers, to the container packing area IAW UMO's instructions.</p> <p>g. Loads vehicles IAW Deployment SOP, Movement Plan, loading plans, and UMO's instructions.</p> <p>h. Moves vehicles to designated area for marshaling or rail loading site, as directed.</p> <p>i. Employs safety procedures IAW TSOP and applicable publications.</p> <p>7. Weighing and Marking Team weighs and marks vehicles for deployment.</p> <p>a. Sets up weighing and marking area in designated area IAW Deployment SOP.</p> <p>b. Guides vehicles onto scales as they arrive.</p> <p>c. Identifies vehicle gross weight.</p>		

TASK STEPS AND PERFORMANCE MEASURES	GO	NO GO
<p>d. Identifies vehicle axle weights (air movement only).</p> <p>e. Computes vehicle center of balance based on axle weights (air movement only).</p> <p>f. Marks center of balance on vehicles IAW Deployment SOP, DOD Dir 4500.9, and UMO's instructions (air movement only).</p> <p>g. Reports gross weights for each deploying vehicle to UMO.</p> <p>h. Disestablishes weighing and marking area.</p> <p>i. Returns vehicle weighing scales IAW UMO or owning facility officials' instructions.</p> <p>*8. Rail Loading Team OIC/NCOIC supervises rail loading activities.</p> <p>a. Conducts safety briefing for all unit personnel at the rail loading site IAW local procedures.</p> <p>b. Coordinates with UMO for rail loading plans.</p> <p>c. Coordinates with installation UMC to identify special rail loading requirements.</p> <p>d. Verifies the presence of all rail guards by conducting roll call, if required.</p> <p>e. Verifies the presence of manifested vehicles and equipment by conducting physical inventory.</p> <p>f. Inspects vehicles and equipment for military shipping labels, proper markings, and adequacy of BBPCT procedures.</p> <p>g. Provides a cargo manifest to conductor, if required.</p> <p>h. Notifies commander when rail loading is complete.</p> <p>i. Enforces safety procedures IAW TSOP and applicable publications.</p> <p>j. Enforces environmental stewardship protection program procedures.</p>		

TASK STEPS AND PERFORMANCE MEASURES	GO	NO GO
<p>9. Rail Loading Team performs rail loading.</p> <p>a. Stages vehicles IAW rail loading plan.</p> <p>b. Loads vehicles and equipment on rail cars IAW rail loading plan and UMO's instructions.</p> <p>c. Secures vehicles and equipment IAW rail loading plan and UMO's instructions.</p> <p>d. Notifies Rail Loading Team Chief when rail loading is complete.</p> <p>e. Employs safety procedures IAW TSOP and applicable publications.</p> <p>f. Employs environmental stewardship protection program procedures.</p>		

TASK PERFORMANCE/EVALUATION SUMMARY BLOCK							
ITERATION	1	2	3	4	5	M	TOTAL
TOTAL TASK STEPS EVALUATED							
TOTAL TASK STEPS "GO"							
TRAINING STATUS "GO/NO GO"							

“\*” indicates a leader task step.

**SUPPORTING INDIVIDUAL TASKS: NONE**

**SUPPORTING COLLECTIVE TASKS: NONE**

**OPFOR TASKS AND STANDARDS: NONE**



TASK STEPS AND PERFORMANCE MEASURES	GO	NO GO
<p>e. Notifies higher HQ staff element that unit is ready to move using analog and/or digital communications.</p> <p>f. Briefs commander on preparations for movement.</p> <p>2. Unit prepares vehicles and equipment for movement to A/SPOE.</p> <p>a. Performs before-operations PMCS on all vehicles and equipment.</p> <p>b. Corrects maintenance discrepancies within the operator's capabilities IAW applicable TM.</p> <p>c. Reports all maintenance deficiencies beyond operator's capability to immediate supervisor.</p> <p>d. Corrects loading deficiencies IAW loading plan, if necessary.</p> <p>e. Recomputes vehicle center of balance, if necessary (APOE only).</p> <p>f. Re-marks center of balance on vehicle, if necessary (APOE only).</p> <p>g. Marks vehicles for movement to A/SPOE IAW DOD Dir 4500.9, FM 55-30, Movement Order, and UMO's instructions.</p> <p>h. Places military shipping labels on vehicles and equipment IAW Movement Plan and UMO's instructions.</p> <p>i. Employs safety procedures IAW TSOP and applicable publications.</p> <p>*3. Convoy, Serial, and March commanders and leaders organize convoy for movement to A/SPOE.</p> <p>a. Assign vehicle positions with the heavier, slower vehicles placed first.</p> <p>b. Assign recovery vehicle(s) positions, where they can move to disabled vehicles without disrupting convoy movement.</p> <p>NOTE: Unit will assign MTS equipped vehicles as control vehicles, if available.</p>		

TASK STEPS AND PERFORMANCE MEASURES	GO	NO GO
<p>c. Assign sufficient number of recovery vehicles and mechanics to trail party element.</p> <p>d. Provide trail maintenance party with minimum quantities of packaged POL supplies and Class IX ASL/PLL parts to support the convoy IAW FM 55-65.</p> <p>e. Provide vehicle position listing with location of all vehicles to the trail party leader.</p> <p>f. Open radio net(s) as specified in the Movement Plan.</p> <p>*4. Convoy, Serial, and March commanders and leaders conduct premovement inspections.</p> <p>a. Inspect personnel and their equipment for compliance with Movement Directive, Movement Plan, and commander's instructions.</p> <p>b. Inspect organizational equipment for accountability and serviceability.</p> <p>c. Inspect vehicles, trailers, and loads for serviceability, proper stowing, and security.</p> <p>d. Forward personnel and equipment status to unit HQ and S2/S3 Section using analog and/or digital communications.</p> <p>*5. Convoy commander conducts briefings for convoy personnel.</p> <p>a. Provides strip maps to each vehicle driver.</p> <p>b. Briefs convoy chain of command.</p> <p>c. Briefs convoy route.</p> <p>d. Prescribes the rate of march and catch-up speeds.</p> <p>e. Briefs vehicle intervals.</p> <p>f. Identifies scheduled halts.</p> <p>g. Briefs safety, accident, and breakdown procedures.</p> <p>h. Identifies location of maintenance support.</p>		

<b>TASK STEPS AND PERFORMANCE MEASURES</b>	<b>GO</b>	<b>NO GO</b>
i. Provides location and identification of destination.  j. Briefs arm/hand signals and SOI, including radio frequencies and call signs.  6. Unit prepares to cross SP.  a. Stages vehicles for convoy IAW convoy commander's instructions.  b. Notifies convoy commander that vehicles are ready to cross SP for convoy to A/SPOE using analog and/or digital communications.		

<b>TASK PERFORMANCE/EVALUATION SUMMARY BLOCK</b>							
ITERATION	1	2	3	4	5	M	TOTAL
TOTAL TASK STEPS EVALUATED							
TOTAL TASK STEPS "GO"							
TRAINING STATUS "GO/NO GO"							

“\*” indicates a leader task step.

<b>SUPPORTING INDIVIDUAL TASKS</b>		
<b>Task Number</b>	<b>Task Title</b>	<b>References</b>
01-7300.75-0500	Plan Convoy Operations	STP 55-88II-MQS

**SUPPORTING COLLECTIVE TASKS: NONE**

**OPFOR TASKS AND STANDARDS: NONE**





TASK STEPS AND PERFORMANCE MEASURES	GO	NO GO
<p>*2. Convoy commander reports convoy information to higher HQ staff element.</p> <ul style="list-style-type: none"> <li>a. Forwards checkpoint(s) clearance report as checkpoints are crossed using analog and/or digital communications.</li> <li>b. Employs current SOI/SSI codes in all transmissions.</li> </ul> <p>*3. Convoy commander enforces march discipline.</p> <ul style="list-style-type: none"> <li>a. Places directional guides at all critical intersections along route, if necessary.</li> <li>b. Assumes position(s) along march route that provides command presence at critical turns or other points of decision.</li> <li>c. Enforces all movement policies defined in the movement plan, with emphasis on formation, distances, speeds, passing procedures, and halts.</li> <li>d. Adjusts formation distances and speed consistent with roads and speed limits.</li> <li>e. Enforces security measures to protect equipment and cargo during halts.</li> <li>f. Communicates to unit leaders and operators any violations of march discipline or changes to current orders, using analog and/or digital communications or proper visual signals.</li> </ul> <p>4. Unit employs march discipline.</p> <ul style="list-style-type: none"> <li>a. Maintains designated march speed specified in movement plan or as prescribed by the convoy commander.</li> <li>b. Maintains proper vehicle interval as specified in movement plan or as adjusted by the convoy, serial, or march commander.</li> <li>c. Obeys vehicle driving regulations and safe driving procedures based on conditions.</li> <li>d. Crosses all checkpoints as scheduled.</li> <li>e. Reacts correctly to convoy, serial, or march commander's arm/hand signals.</li> </ul>		

TASK STEPS AND PERFORMANCE MEASURES	GO	NO GO
<p>5. Unit conducts scheduled halt(s).</p> <ul style="list-style-type: none"> <li>a. Stops column at prescribed time and location.</li> <li>b. Reports scheduled halt to higher HQ staff element, if appropriate, using analog or digital communications.</li> <li>c. Performs during-operation PMCS on vehicles (operators).</li> <li>d. Inspects vehicle loads for safety and security.</li> <li>e. Begins departure at specified time in the Movement Plan or convoy commander's instructions.</li> <li>f. Reports resumption of march to higher HQ staff element using analog and/or digital communications, if appropriate.</li> </ul> <p>6. Unit conducts unscheduled halt(s).</p> <ul style="list-style-type: none"> <li>a. Alerts march column with prescribed arm/hand signal.</li> <li>b. Reports halt and circumstances to S2/S3 Section using analog and/or digital communications, if appropriate.</li> <li>c. Resumes march as soon as reason for halt is rectified.</li> <li>d. Reports resumption of march to higher HQ staff element using analog and/or digital communications, if appropriate.</li> </ul> <p>7. Trail party recovers disabled vehicle.</p> <ul style="list-style-type: none"> <li>a. Inspects disabled vehicle for repairability.</li> <li>b. Repairs disabled vehicle, when possible.</li> <li>c. Reports vehicle status to convoy commander using analog and/or digital communications.</li> <li>d. Tows disabled vehicle to applicable maintenance facility or destination based on convoy commander's instructions.</li> </ul>		

TASK STEPS AND PERFORMANCE MEASURES	GO	NO GO
<p>*8. Convoy commander monitors unit crossing RP.</p> <p>a. Verifies that lead vehicle has crossed RP at specified time.</p> <p>b. Verifies the vehicles that have crossed RP.</p> <p>c. Forwards SITREP to higher HQ staff element using analog and/or digital communications.</p>		

TASK PERFORMANCE/EVALUATION SUMMARY BLOCK							
ITERATION	1	2	3	4	5	M	TOTAL
TOTAL TASK STEPS EVALUATED							
TOTAL TASK STEPS "GO"							
TRAINING STATUS "GO/NO GO"							

“\*” indicates a leader task step.

**SUPPORTING INDIVIDUAL TASKS: NONE**

**OPFOR TASKS AND STANDARDS: NONE**



TASK STEPS AND PERFORMANCE MEASURES	GO	NO GO
<p>f. Briefs UMO on POC for maintenance support.</p> <p>g. Directs team to offload and inspect equipment arriving by rail.</p> <p>h. Coordinates with PSA to identify number of supercargoes authorized and POC for supercargoes.</p> <p>i. Coordinates with supercargoes to ensure they are prepared for sea movement, to include proper orders and equipment.</p> <p>j. Briefs supercargoes on boarding schedule, responsibilities, and POC during sea movement.</p> <p>k. Conducts acceptance inspection of vehicles, equipment, and cargo with PSA officials.</p> <p>l. Directs team to correct deficiencies noted during PSA acceptance inspection.</p> <p>m. Transfers custody of vehicles, equipment, and cargo to SPOE officials.</p> <p>n. Briefs the higher HQ commander or designated representative on status of SPOE activities.</p> <p>2. Supercargoes representative performs SPOE activities.</p> <p>a. Reports to port commander's representative IAW UMO's instructions.</p> <p>b. Performs SPOE activities IAW port commander's instructions.</p> <p>c. Coordinates with vessel POC for instructions on responsibilities and accommodations.</p> <p>d. Loads baggage IAW instructions from vessel POC.</p> <p>e. Boards ship IAW instructions from vessel POC.</p> <p>f. Employs safety procedures.</p>		

TASK STEPS AND PERFORMANCE MEASURES	GO	NO GO
<p>*3. UMO coordinates SPOE activities.</p> <ul style="list-style-type: none"> <li>a. Coordinates with PSA officials to verify loading sequence of vehicles and equipment (ship stow plan).</li> <li>b. Monitors PSA acceptance inspection of vehicles and cargo to determine deficiencies.</li> <li>c. Coordinates with maintenance support POC for disposition of excess fuel, POL products, and maintenance support, as necessary.</li> <li>d. Inspects military shipping labels and markings on vehicles and equipment for compliance with Deployment SOP and PSA officials' instructions.</li> <li>e. Coordinates with PSA officials to correct deficiencies in military shipping labels and markings on vehicles and equipment.</li> <li>f. Briefs commander and/or SPOE Team OIC on status of SPOE activities.</li> </ul> <p>*4. UMO coordinates rail offloading.</p> <ul style="list-style-type: none"> <li>a. Coordinates with PSA officials and intermediate command UMO for rail offloading schedule and requirements.</li> <li>b. Designates personnel to assist in rail offloading activities.</li> <li>c. Briefs personnel designated to perform rail offloading activities on schedule and requirements.</li> <li>d. Supervises rail offloading activities.</li> <li>e. Assumes custody of equipment deployed by rail by signing appropriate shipping documents.</li> <li>f. Notifies SPOE Team leaders equipment deployed by rail has arrived in the MA.</li> <li>g. Briefs commander/SPOE Team OIC on status of rail offloading activities.</li> </ul>		

TASK STEPS AND PERFORMANCE MEASURES	GO	NO GO
<p>5. SPOE Team performs rail offloading operations.</p> <ul style="list-style-type: none"> <li>a. Reports to the railhead IAW UMO's instructions.</li> <li>b. Offloads equipment from railcars IAW PSA officials' instructions.</li> <li>c. Moves equipment to SPOE MA IAW PSA officials' instructions.</li> <li>d. Employs safety procedures.</li> <li>e. Employs environmental stewardship protection program procedures.</li> </ul> <p>6. SPOE Team performs SPOE MA maintenance.</p> <ul style="list-style-type: none"> <li>a. Performs after operation PMCS IAW Deployment SOP and appropriate TM.</li> <li>b. Notifies supervisor of maintenance problems beyond operator's capability.</li> <li>c. Checks vehicles, cargo, and personal gear for completeness, damage, proper markings, and compliance with loading plans.</li> <li>d. Conducts final preparation of vehicles and equipment IAW Deployment SOP.</li> <li>e. Adjusts vehicle fuel levels IAW Movement Plan and PSA officials' instructions.</li> <li>f. Turns in excess fuel and POL products IAW UMO's instructions.</li> <li>g. Verifies placement of placards, labels, and certification documents on hazardous material IAW Deployment SOP, Movement Plan, and PSA officials' instructions.</li> <li>h. Corrects deficiencies on vehicles, cargo, and personal gear IAW company leader's instructions.</li> <li>i. Moves to SPOE SA, as directed.</li> </ul>		



TASK STEPS AND PERFORMANCE MEASURES	GO	NO GO
<p>j. Employs safety procedures.</p> <p>k. Employs environmental stewardship protection program procedures.</p> <p>*7. SPOE Team leaders supervise final preparation of vehicles, equipment, cargo, and personal gear for deployment.</p> <p>a. Inspect military shipping labels and markings on vehicles, cargo and equipment for compliance with Deployment SOP, port call message and UMO's instructions.</p> <p>b. Inspect vehicles and cargo to ensure deficiencies noted during acceptance inspection have been corrected.</p> <p>c. Coordinate maintenance assistance with Commander and/or SPOE Team OIC.</p> <p>d. Enforce safety procedures.</p> <p>e. Enforce environmental stewardship protection program procedures.</p> <p>8. SPOE Team performs final preparation of vehicles, equipment, cargo, and personal gear for deployment.</p> <p>a. Moves vehicles and equipment to SPOE SA, as directed.</p> <p>b. Stages vehicles for loading LAW UMO's and PSA officials' instructions.</p> <p>c. Corrects deficiencies in military shipping labels and markings on vehicles and equipment LAW UMO's instructions.</p> <p>d. Drives vehicles to call forward area, as directed by PSA officials.</p> <p>e. Employs safety procedures.</p> <p>f. Employs environmental stewardship protection program procedures.</p>		

TASK STEPS AND PERFORMANCE MEASURES	GO	NO GO
<p>*9. UMO updates transportation documentation.</p> <ul style="list-style-type: none"> <li>a. Verifies DEL by conducting physical inspection of equipment.</li> <li>b. Updates DEL, as required.</li> <li>c. Verifies the presence of supercargoes by conducting roll call.</li> <li>d. Updates supercargo manifest, as required.</li> </ul> <p>10. SPOE Team returns to unit area.</p> <ul style="list-style-type: none"> <li>a. Assembles personnel for return to unit area IAW SPOE Team OIC's instructions.</li> <li>b. Reports to transportation loading area IAW SPOE Team OIC's instructions.</li> <li>c. Loads baggage on vehicles IAW SPOE Team OIC's instructions.</li> <li>d. Boards transportation to return to unit IAW SPOE Team OIC's instructions.</li> </ul>		

TASK PERFORMANCE/EVALUATION SUMMARY BLOCK							
ITERATION	1	2	3	4	5	M	TOTAL
TOTAL TASK STEPS EVALUATED							
TOTAL TASK STEPS "GO"							
TRAINING STATUS "GO/NO GO"							

“\*” indicates a leader task step.

**SUPPORTING INDIVIDUAL TASKS: NONE**

**SUPPORTING COLLECTIVE TASKS: NONE**

**OPFOR TASKS AND STANDARDS: NONE**

**ELEMENTS:** Company Headquarters  
3 Truck Platoon Headquarters  
6 Truck Squads  
Maintenance Section  
2 Light Truck Platoon Headquarters  
4 Light Truck Squads  
Light and Medium Truck Platoon Headquarters  
Light Truck Squad  
Medium Truck Squad

**TASK:** Perform Aerial Port of Embarkation Activities for Deployment (63-2-4810)  
(FM 55-9, DOD DIR 4500.9, FM 100-17, FM 3-100.4, FM 55-10, TM 38-250,  
TM 55-2200-001-12)

**ITERATION** 1 2 3 4 5 M (circle)

**COMMANDER/LEADER ASSESSMENT** T P U (circle)

**CONDITIONS:** The unit arrives at the APOE MA for aerial deployment. Equipment and vehicles not deploying by air have been moved to the SPOE. Equipment TAT by air is present. The ITO or MCA/MCT has a support element at the APOE to assist in APOE activities. Transportation support is available. The Deployment SOP, Movement Plan, port call message, and higher HQ deployment OPORD are available. The unit has a trained officer and/or NCO appointed as UMO and alternate UMO. The unit has analog and digital communications. The unit is deploying as part of a higher HQ deployment. APOE activities are performed day or night under all environmental conditions unless terminated by the DACG. Some iterations of this task should be performed in MOPP4.

**TASK STANDARDS:** APOE activities are performed IAW deployment SOP and movement plan and DACG officials and commander's instructions.

TASK STEPS AND PERFORMANCE MEASURES	GO	NO GO
<p>*1. Commander directs APOE activities.</p> <p>a. Notifies UMC and DACG officials that the unit has arrived at the APOE using analog and/or digital communications.</p> <p>b. Coordinates with UMC, DACG, and/or supporting installation officials to verify APOE movement schedules, procedures, and requirements using analog and/or digital communications.</p> <p>c. Provides manifest of unit personnel, equipment to accompany troops, and Shipper's Declaration of Dangerous Goods to higher HQ for review by DACG or port MCT.</p> <p>d. Briefs unit on APOE duties and responsibilities based on UMC, DACG, and/or supporting installation officials' instructions.</p>		

TASK STEPS AND PERFORMANCE MEASURES	GO	NO GO
<p>e. Directs unit to conduct final preparation of deploying vehicles and equipment IAW deployment SOP and DOD Directive 4500.9.</p> <p>f. Conducts acceptance inspection of vehicles and equipment with DACG officials at the alert holding area.</p> <p>g. Directs unit to correct deficiencies noted during acceptance inspection.</p> <p>h. Transfers custody of equipment and cargo to DACG officials IAW Deployment SOP.</p> <p>i. Briefs the higher HQ commander on status of APOE activities.</p> <p>*2. UMO supervises APOE activities.</p> <p>a. Coordinates with DACG and/or supporting installation officials for transportation, maintenance, logistics, and other support using analog and/or digital communications, as required.</p> <p>b. Coordinates with DACG officials to verify APOE movement schedules, procedures, and requirements using analog and/or digital communications.</p> <p>c. Coordinates with S4 representative to ensure adequate shoring, dunnage, and floor protection are on hand and readily available for loading using analog and/or digital communications.</p> <p>d. Verifies unit vehicles, equipment, cargo, and secondary loads are properly marked and prepared for airlift IAW TALCE/DACG instructions.</p> <p>e. Coordinates with DACG to verify loading sequence of vehicles and equipment using analog and/or digital communications.</p> <p>f. Verifies that deficiencies noted during DACG acceptance inspection have been corrected.</p> <p>g. Verifies the presence of all manifested personnel by conducting roll call.</p>		

TASK STEPS AND PERFORMANCE MEASURES	GO	NO GO
<p>h. Provides verified personnel and cargo manifest to DACG at the alert holding area.</p> <p>i. Provides load teams to load and tie down unit equipment under supervision of the DACG or loadmaster.</p> <p>*3. Unit leaders supervise final preparation of vehicles, equipment, cargo, and personal gear for deployment.</p> <p>a. Inspect vehicles, equipment, cargo, and personal gear for completeness, damage, and compliance with loading plans IAW MA Plan.</p> <p>b. Inspect vehicles, equipment, cargo, and personal gear for proper marking and documentation IAW MA Plan.</p> <p>c. Inspect vehicles and cargo to ensure deficiencies noted during acceptance inspection have been corrected.</p> <p>d. Coordinate with the UMO for maintenance assistance, as required.</p> <p>e. Enforce safety procedures IAW TSOP and applicable publications.</p> <p>f. Enforce environmental stewardship protection program procedures.</p> <p>4. Unit performs APOE MA activities.</p> <p>a. Performs after operations PMCS IAW Deployment SOP and appropriate TMs.</p> <p>b. Notifies supervisor of maintenance problems beyond operator's capability to repair.</p> <p>c. Conducts final preparation of vehicles and equipment IAW DOD Dir 4500.9 and UMO's instructions.</p> <p>d. Adjusts vehicle fuel levels IAW TM 38-250 and UMO's instructions.</p> <p>e. Turns in excess fuel IAW UMO/NCO's instructions.</p> <p>f. Corrects deficiencies on vehicles, cargo, and personal gear IAW unit leaders' instructions.</p>		

TASK STEPS AND PERFORMANCE MEASURES	GO	NO GO
<p>g. Corrects deficiencies on placement of placards, labels, and certification documents on hazardous material IAW Deployment SOP, Movement Plan, TM 38-250, and UMO's instructions.</p> <p>h. Moves to APOE alert holding area, as directed.</p> <p>i. Employs safety procedures IAW TSOP and applicable publications.</p> <p>j. Employs environmental stewardship protection program procedures.</p> <p>5. Unit performs APOE alert holding area activities.</p> <p>a. Corrects deficiencies in shipping documents, markings, custom labels, and decontamination tags on vehicles and equipment IAW Deployment SOP and UMO's instructions.</p> <p>b. Drives vehicles to call forward area, as directed.</p> <p>6. Unit performs APOE passenger activities.</p> <p>a. Reports to designated location for DACG safety and anti-terrorism briefing IAW UMO's instructions.</p> <p>b. Provides baggage detail, as directed, to load unit baggage on aircraft.</p> <p>c. Completes security screen IAW DACG officials' instructions.</p> <p>d. Boards aircraft IAW loadmaster's instructions.</p>		

TASK PERFORMANCE/EVALUATION SUMMARY BLOCK							
ITERATION	1	2	3	4	5	M	TOTAL
TOTAL TASK STEPS EVALUATED							
TOTAL TASK STEPS "GO"							
TRAINING STATUS "GO/NO GO"							

“\*” indicates a leader task step.

**SUPPORTING INDIVIDUAL TASKS: NONE**

**SUPPORTING COLLECTIVE TASKS: NONE**

**OPFOR TASKS AND STANDARDS: NONE**

**ELEMENTS:** Company Headquarters  
 3 Truck Platoon Headquarters  
 6 Truck Squads  
 Maintenance Section  
 2 Light Truck Platoon Headquarters  
 4 Light Truck Squads  
 Light and Medium Truck Platoon Headquarters  
 Light Truck Squad  
 Medium Truck Squad

**TASK:** Perform Aerial Port of Debarkation Activities for Deployment (63-2-4811)  
 (FM 100-17, FM 3-100.4, FM 55-10, FM 55-65, FM 55-9, TM 38-250)

**ITERATION**                      1      2      3      4      5      M      (circle)

**COMMANDER/LEADER ASSESSMENT**                      T      P      U      (circle)

**CONDITIONS:** Aircraft carrying main body lands at the APOD. The battalion has advance party personnel at the APOD to assist the unit in APOD activities. Representatives from the battalion advance party and AACG meet the aircraft. AACG officials have requested that unit personnel assist in offloading vehicles and equipment. The AACG has designated a holding area and an MA for the unit to complete APOD activities. Transportation is available to move the unit to the MA, SPOD, and theater staging base. The commander has designated an OIC/NCOIC and equipment reception team to travel to the SPOD and receive unit vehicles and equipment deployed by ship. The deployment SOP is available. The unit has analog and/or digital communications with higher HQ. APOD activities are performed day or night under all environmental conditions.

**NOTE:** The equipment reception team is an ad hoc group of personnel designated by the unit commander to receive the unit's equipment once it arrives at the port.

**NOTE:** All references to the equipment reception team and SPOD do not apply to the IBCT. Some iterations of this task should be performed in MOPP4.

**TASK STANDARDS:** APOD activities are performed IAW deployment SOP, AACG officials, and commander's instructions.

TASK STEPS AND PERFORMANCE MEASURES	GO	NO GO
*1. Commander coordinates arrival of personnel.  a. Coordinates with battalion advance party and PMCT officials upon arrival for location of holding and MAs, maintenance support, movement, security, and other special APOD requirements.  b. Assembles unit in holding area.  c. Directs unit leaders to establish security, as required.		



TASK STEPS AND PERFORMANCE MEASURES	GO	NO GO
<p>d. Coordinates with higher HQ representative or PMCT for transportation support to APOD MA, SPOD holding area, and TSB using analog and/or digital communications.</p> <p>e. Coordinates with S2/S3 representative for tactical intelligence, security requirements, and movement schedule using analog and/or digital communications.</p> <p>f. Briefs unit leaders on tactical situation, security requirements, movement schedule, and special APOD requirements.</p> <p>g. Directs unit leaders to establish security IAW S2/S3's instructions.</p> <p>h. Directs unit leaders to prepare unit for movement TSB.</p> <p>*2. UMO supervises unit movement activities at APOD.</p> <p>a. Coordinates with AACG for offloading and movement schedules using analog and/or digital communications.</p> <p>b. Briefs unit leaders on offloading and movement schedules.</p> <p>c. Provides AACG, supporting installation officials, and S2/S3 representative a copy of DEL.</p> <p>d. Coordinates with S4 representatives for fuel and supplies for road movements.</p> <p>e. Coordinates with S2/S3 representatives for convoy routes, maps, and timetable for road movements to SPOD and TSB.</p> <p>f. Briefs commander on APOD activities.</p> <p>*3. Unit leaders supervise unit activities at APOD.</p> <p>a. Inspect personnel, weapons, sensitive items, and MOPP gear for accountability as they exit aircraft.</p> <p>b. Brief personnel on location of holding and MA, movement requirements, and special APOD requirements.</p> <p>c. Establish security IAW commander's instructions.</p> <p>d. Designate personnel to assist in offloading aircraft, as required.</p>		

TASK STEPS AND PERFORMANCE MEASURES	GO	NO GO
<p>e. Inspect personnel and personal gear at the holding area and MA to ensure all personnel have arrived with required personal gear and baggage.</p> <p>f. Brief commander on unit activities at APOD.</p> <p>g. Enforce safety procedures IAW TSOP and applicable publications.</p> <p>h. Enforce environmental stewardship protection program procedures IAW TC 5-400.</p> <p>4. Unit HQ prepares soldiers for movement to TSB.</p> <p>NOTE: This task step does not apply to the Interim BDE.</p> <p>a. Issues individual supplies as needed, such as ammunition, food, water, health, and comfort items.</p> <p>b. Coordinates with the AACG for life support for unit personnel in the transit holding area, as needed.</p> <p>c. Maintains daily personnel accountability.</p> <p>5. Main Body performs unit activities at the APOD.</p> <p>a. Disembarks aircraft IAW loadmaster's instructions.</p> <p>b. Assembles in APOD holding area, as directed.</p> <p>c. Performs offloading activities IAW AACG officials and loadmaster's instructions.</p> <p>d. Performs security functions, as directed.</p> <p>e. Moves to APOD MA IAW commander's instructions.</p> <p>f. Performs security functions, as directed.</p> <p>g. Inspects vehicles and equipment to ensure all equipment is offloaded and serviceable.</p> <p>h. Notifies unit leaders of vehicle and/or equipment deficiencies that cannot be corrected.</p>		

TASK STEPS AND PERFORMANCE MEASURES	GO	NO GO
i. Reconfigures vehicles and cargo for road movement, if necessary.  j. Loads baggage on transportation for movement to SPOD holding area (equipment reception team) or TSB (main body), as directed.  k. Boards transportation for movement to SPOD holding area or TSB, as directed.  l. Fuels vehicles for convoy to TSB, if appropriate.  m. Employs safety procedures LAW TSOP and applicable publications.  n. Employs environmental stewardship protection program procedures.		

TASK PERFORMANCE/EVALUATION SUMMARY BLOCK							
ITERATION	1	2	3	4	5	M	TOTAL
TOTAL TASK STEPS EVALUATED							
TOTAL TASK STEPS "GO"							
TRAINING STATUS "GO/NO GO"							

“\*” indicates a leader task step.

**SUPPORTING INDIVIDUAL TASKS: NONE**

**SUPPORTING COLLECTIVE TASKS: NONE**

**OPFOR TASKS AND STANDARDS: NONE**

**ELEMENTS:** Company Headquarters  
 3 Truck Platoon Headquarters  
 6 Truck Squads  
 Maintenance Section  
 2 Light Truck Platoon Headquarters  
 4 Light Truck Squads  
 Light and Medium Truck Platoon Headquarters  
 Light Truck Squad  
 Medium Truck Squad

**TASK:** Perform Sea Port of Debarkation Activities for Deployment (63-2-4812)  
 (FM 55-65, FM 100-17, FM 3-100.4, FM 3-4, FM 55-10, TM 55-2200-001-12)

**ITERATION** 1 2 3 4 5 M (circle)

**COMMANDER/LEADER ASSESSMENT** T P U (circle)

**CONDITIONS:** Unit equipment and supercargoes have arrived at the SPOD. The commander has designated an OIC/NCOIC to accompany the ERT to the SPOD holding area. The ERT has been trained and briefed on duties and responsibilities. The battalion HQ has deployed and the battalion commander and or representatives from the staff are located in the SPOD. A rail loading team chief and rail loading team has been designated and trained. Transportation support is available. Foreign nation or MP security is provided. The PSA has designated an area for equipment to be inventoried and inspected as it is offloaded. Life support is provided at the PSA. Rail and road MA have been designated for the unit to complete SPOD activities and prepare for movement to the TSB. Sufficient railcars and vehicles are available to move the unit to the theater TSB. The unit's main body is located in the TSB. The deployment SOP is available. SPOD activities are performed day or night under all environmental conditions. Some iterations of this task should be performed in MOPP4.

**TASK STANDARDS:** SPOD activities are performed IAW Deployment SOP and PSA officials and commander's guidance.

TASK STEPS AND PERFORMANCE MEASURES	GO	NO GO
*1. OIC/NCOIC of the equipment reception team directs unit activities at the SPOD.  a. Coordinates with higher HQ staff personnel and/or PSA and PMCT officials upon arrival for location of holding and MA, maintenance, logistics, and movement support and security, and other special SPOD requirements.  b. Coordinates with S4 and/or PSA officials for life support for unit personnel while at the SPOD.  c. Identifies amount of PREPO materiel required by the unit, as applicable.		

TASK STEPS AND PERFORMANCE MEASURES	GO	NO GO
<p>d. Assembles equipment reception team in holding area.</p> <p>e. Conducts acceptance inspection with PSA officials.</p> <p>f. Notifies battalion commander and S4 representative of missing or damaged equipment.</p> <p>g. Assumes custody of equipment and cargo IAW S4 representative and PSA officials' instructions.</p> <p>h. Coordinates with S4 representative for transportation support to TSB, if required.</p> <p>i. Coordinates with S2/S3 and MCT for movement schedules to the TSB.</p> <p>j. Verifies arrival, morale, and welfare of supercargoes.</p> <p>k. Reestablishes accountability and responsibility for supercargoes.</p> <p>l. Directs convoy and rail loading parties to proceed to rail loading or road convoy MA IAW S2/S3 and MCT movement instructions.</p> <p>m. Monitors preparation of equipment for road convoy or rail movement to ensure compliance with TSOP.</p> <p>n. Briefs unit leaders on SPOD requirements.</p> <p>o. Advises unit commander and battalion representative on SPOD activities, as required.</p> <p>*2. UMO supervises unit activities at SPOD.</p> <p>a. Coordinates with S4 representative to identify off-loading schedules, location of holding areas and marshalling areas, location of PREPO vehicles and materiel, availability and location of BBPCT, and other SPOD information, as required</p> <p>b. Briefs personnel on off-loading schedules, drawing PREPO vehicles and materiel, special SPOD requirements, and location of MA.</p> <p>c. Coordinates with S2/S3 representative to identify equipment, loading times and sites, and unit loading requirements to prepare designated equipment for rail movement to TSB.</p>		

TASK STEPS AND PERFORMANCE MEASURES	GO	NO GO
<p>d. Coordinates with S2/S3 representatives for convoy routes, maps, tactical intelligence, and timetable for road move to TSB.</p> <p>e. Coordinates with S4 representatives for fuel, ammunition, and supplies for road move to TSB.</p> <p>f. Provides rail-loading plan to rail loading team chief.</p> <p>g. Monitors rail loading procedures to ensure compliance with MCT's instructions.</p> <p>h. Monitors preparation of equipment for road convoy to ensure compliance with TSOP.</p> <p>i. Briefs equipment reception party on rail-loading and convoy requirements.</p> <p>j. Briefs commander on SPOD activities.</p> <p>k. Enforces safety procedures.</p> <p>l. Enforces environmental stewardship protection program procedures.</p> <p>3. Supercargoes perform SPOD activities.</p> <p>a. Disembark ship IAW vessel POC's instructions.</p> <p>b. Report to equipment reception team OIC/NCOIC for instructions.</p> <p>4. Equipment reception team performs equipment reception activities.</p> <p>a. Offloads vehicles IAW PSA officials' instructions.</p> <p>b. Inspects equipment to ensure all equipment is operational.</p> <p>c. Moves vehicles and materiel from PREPO locations to rail or convoy MAs.</p> <p>d. Moves unit vehicles and cargo to SPOD rail or convoy MAs.</p> <p>e. Performs before operations PMCS on all vehicles and equipment.</p>		

TASK STEPS AND PERFORMANCE MEASURES	GO	NO GO
<p>f. Corrects all vehicle and equipment discrepancies within the operator's capabilities LAW applicable TM.</p> <p>g. Reports all deficiencies beyond operator's capability to immediate supervisor.</p> <p>h. Reconfigures vehicles and cargo for road movement, if necessary.</p> <p>i. Fuels vehicles for convoy to TSB, if appropriate.</p> <p>j. Draws weapons, ammunition, and other tactical supplies from S4 representative, if necessary.</p> <p>k. Notifies UMO that vehicles are offloaded and operational.</p> <p>l. Employs safety procedures.</p> <p>m. Employs environmental stewardship protection program procedures.</p> <p>*5. Rail loading team chief supervises rail-loading activities.</p> <p>a. Coordinates with UMO for rail-loading plans.</p> <p>b. Coordinates with UMO to identify special rail-loading requirements.</p> <p>c. Verifies the presence of all rail guards by conducting roll call.</p> <p>d. Verifies the presence of manifested vehicles and equipment by conducting physical inventory.</p> <p>e. Provides a copy of the personnel and cargo manifest to conductor.</p> <p>f. Notifies commander when rail loading is completed.</p> <p>g. Enforces safety procedures.</p>		

TASK STEPS AND PERFORMANCE MEASURES	GO	NO GO
6. Rail loading team performs rail-loading. <ul style="list-style-type: none"> <li>a. Stages vehicles IAW rail-loading plan.</li> <li>b. Loads vehicles and equipment on railcars IAW rail-loading plan and UMO's instructions.</li> <li>c. Secures vehicles and equipment IAW rail-loading plan and UMO's instructions.</li> <li>d. Notifies rail-loading Team Chief when rail loading is completed.</li> <li>e. Employs safety procedures.</li> </ul>		

TASK PERFORMANCE/EVALUATION SUMMARY BLOCK							
ITERATION	1	2	3	4	5	M	TOTAL
TOTAL TASK STEPS EVALUATED							
TOTAL TASK STEPS "GO"							
TRAINING STATUS "GO/NO GO"							

“\*” indicates a leader task step.

**SUPPORTING INDIVIDUAL TASKS: NONE**

**SUPPORTING COLLECTIVE TASKS: NONE**

**OPFOR TASKS AND STANDARDS: NONE**



- ELEMENTS:** Company Headquarters  
 3 Truck Platoon Headquarters  
 6 Truck Squads  
 Maintenance Section  
 2 Light Truck Platoon Headquarters  
 4 Light Truck Squads  
 Light and Medium Truck Platoon Headquarters  
 Light Truck Squad  
 Medium Truck Squad

**TASK:** Prepare Equipment Reception Team for Tactical Road March (63-2-4813)  
 (FM 100-17, FM 3-4, FM 3-5, FM 55-30)

**ITERATION** 1 2 3 4 5 M (circle)

**COMMANDER/LEADER ASSESSMENT** T P U (circle)

**CONDITIONS:** The unit has received a movement order from S2/S3 to move from the SPOD marshalling area to TSB or TAA. The unit's vehicles have been offloaded from ocean going vessels and are operational. The unit performs PMCS and obtains fuel support from the PSA. Movement can occur in a field or MOUT environment. The MCT has provided routes of march and a movement schedule. Area reconnaissance and coordination for fire support and medical evacuation support has been accomplished by S2/S3 Section. The higher HQ and unit TSOPs are available. The unit convoy, march, and serial commanders have been designated, as appropriate. Strip maps are provided by higher HQ staff element. Some iterations of this task should be performed in MOPP4.

**TASK STANDARDS:** Equipment Reception Team is ready to cross SP NLT time prescribed in movement order. At MOPP level 4, performance degradation factors increase preparation time.

TASK STEPS AND PERFORMANCE MEASURES	GO	NO GO
1. Equipment Reception Team prepares vehicles and equipment. <ul style="list-style-type: none"> <li>a. Removes all unit identification markings on vehicles.</li> <li>b. Covers all reflective surfaces of all vehicles or cargo with available materials.</li> <li>c. Hardens all vehicles using sandbags and/or other authorized materials.</li> <li>d. Places antennas at lowest height.</li> <li>e. Turns radio volume and squelch to lowest operational setting consistent with operational requirements.</li> </ul>		

TASK STEPS AND PERFORMANCE MEASURES	GO	NO GO
<p>f. Sets squelch setting "on" and call-light "off" when operating at night.</p> <p>g. Attaches RF tags to vehicles, as available, IAW local directives.</p> <p>*2. Convoy commander and leaders organize convoy.</p> <p>a. Assign vehicle positions with the heavier, slower vehicles placed first.</p> <p>b. Assign control vehicles in convoy without setting a pattern.</p> <p>NOTE: Convoy commander assigns FBCB2 or MTS equipped vehicles as control vehicles, if available.</p> <p>c. Assign recovery vehicle(s) positions where they can move to disabled vehicles without disrupting convoy movement.</p> <p>d. Assign hardened vehicle(s) with crew-served weapons interspersed throughout the convoy.</p> <p>e. Assign passenger locations where all unit personnel have a position and semi-automatic and automatic weapons are alternated throughout the convoy to cover front, rear, and flanks.</p> <p>f. Assign soldiers to air guard duties with specific search sectors covering 360 degrees.</p> <p>g. Assign sufficient number of recovery vehicles and mechanics to assign to trail party element.</p> <p>h. Provide vehicle position listing with locations of all vehicles to the trail party leader.</p> <p>i. Open radio net(s) as specified in the movement order.</p> <p>*3. Convoy commander and leaders conduct premovement inspections.</p> <p>a. Inspect personnel and their equipment for compliance with commander's guidance, movement order, and TSOP.</p> <p>b. Inspect organizational equipment for accountability and serviceability.</p>		

TASK STEPS AND PERFORMANCE MEASURES	GO	NO GO
<p>c. Inspect vehicles, trailers, and loads for serviceability, proper stowing, and security.</p> <p>d. Forward personnel and equipment status to commander and higher HQ staff element.</p> <p>NOTE: Convoy commander forwards status reports using FBCB2 or MTS , if equipped.</p> <p>*4. Convoy commander conducts briefings for convoy personnel.</p> <p>a. Provides analog or digital strip maps to each vehicle driver, as applicable.</p> <p>b. Briefs convoy chain of command.</p> <p>c. Briefs convoy route.</p> <p>d. Prescribes the rate of march and catch-up speeds.</p> <p>e. Briefs vehicle intervals.</p> <p>f. Identifies scheduled halts, to include convoy support centers.</p> <p>g. Briefs safety, accident, and breakdown procedures.</p> <p>h. Briefs immediate action security measures.</p> <p>i. Briefs blackout condition procedures.</p> <p>j. Identifies location of medical support.</p> <p>k. Identifies location of maintenance support.</p> <p>l. Provides location and identification of destination.</p> <p>m. Briefs arm/hand signals.</p> <p>n. Briefs radio frequencies and call signs for control personnel, fire support elements, and medical evacuation support.</p>		

TASK STEPS AND PERFORMANCE MEASURES	GO	NO GO
5. Equipment Reception Team prepares to cross SP. <ul style="list-style-type: none"> <li>a. Positions all vehicles IAW convoy commander's instructions.</li> <li>b. Clears all individual and crew-served weapons.</li> <li>c. Posts air guards in positions designated by convoy commander.</li> <li>d. Posts security guards to maintain 360-degree surveillance.</li> <li>e. Forwards movement readiness report to S2/S3 Section.</li> </ul> NOTE: Team leader forwards reports using FBCB2, if equipped.		

TASK PERFORMANCE/EVALUATION SUMMARY BLOCK							
ITERATION	1	2	3	4	5	M	TOTAL
TOTAL TASK STEPS EVALUATED							
TOTAL TASK STEPS "GO"							
TRAINING STATUS "GO/NO GO"							

“\*” indicates a leader task step.

**SUPPORTING COLLECTIVE TASKS: NONE**

**OPFOR TASKS AND STANDARDS: NONE**

**ELEMENTS:** Company Headquarters  
 3 Truck Platoon Headquarters  
 6 Truck Squads  
 Maintenance Section  
 2 Light Truck Platoon Headquarters  
 4 Light Truck Squads  
 Light and Medium Truck Platoon Headquarters  
 Light Truck Squad  
 Medium Truck Squad

**TASK:** Perform Redeployment Human Resources Actions (63-2-4814) (AR 220-10, AR 600-8-1, AR 600-8-19, AR 600-8-22, AR 600-8-24, DOD 5030.49-R, FM 100-17, FM 12-6, FM 55-10)

**ITERATION** 1 2 3 4 5 M (circle)

**COMMANDER/LEADER ASSESSMENT** T P U (circle)

**CONDITIONS:** The unit receives a warning order to redeploy to home station. The unit is located in the TAA. Some personnel and administrative actions are initiated in the TAA and completed in the RAA. The unit is redeploying as part of a higher HQ redeployment. The S1 has provided an SRP schedule to the commander. The S1 has coordinated for ASG contact team support. Transportation to move the unit to the processing center is available. The redeployment movement plan is available. The unit has a trained officer and/or NCO appointed as UMO and alternate UMO. The unit has analog and/or digital communications with higher HQ. Preparation activities for redeployment are performed day or night under all environmental conditions. This task should not be trained in MOPP4.

**TASK STANDARDS:** Redeployment SRP activities are accomplished IAW redeployment movement plan, S1 SRP processing schedule, and commander's guidance.

TASK STEPS AND PERFORMANCE MEASURES	GO	NO GO
*1. Commander directs personnel and administrative redeployment activities. a. Coordinates with S1 to identify personnel and administrative requirements for redeployment using analog and/or digital communications. b. Designates higher HQ advance party representatives and SPOE Team. c. Briefs unit leaders on personnel and administrative requirements for redeployment. d. Provides personnel and administrative processing schedule to unit HQ.		

TASK STEPS AND PERFORMANCE MEASURES	GO	NO GO
<p>e. Directs the unit HQ to develop a unit personnel and administrative processing schedule.</p> <p>f. Forwards list of personnel unable to redeploy to S1 Section using analog and/or digital communications.</p> <p>g. Forwards list of personnel redeploying as individuals using analog and/or digital communications.</p> <p>h. Directs personnel to complete personnel and administrative requirements for redeployment.</p> <p>i. Approves or disapproves award and decoration recommendations, as appropriate.</p> <p>j. Coordinates with S1 for personnel and administrative support using analog and/or digital communications, as required.</p> <p>k. Briefs higher HQ commander on status of personnel and administrative actions.</p> <p>2. Unit HQ supervises redeployment personnel and administrative actions.</p> <p>a. Develops unit personnel and administrative processing schedule based on the redeployment movement plan, S1 SRP schedule processing, and commander's guidance.</p> <p>b. Distributes unit personnel and administrative processing schedule to platoons and sections.</p> <p>c. Monitors personnel and administrative processing to ensure personnel complete actions IAW schedule.</p> <p>d. Verifies redeployment records are updated prior to soldier's departure from theater.</p> <p>3. Unit HQ performs personnel redeployment processing functions.</p> <p>a. Identifies COA for soldiers not eligible for redeployment, to include temporary gaining command, transfer procedures, and administrative requirements.</p> <p>b. Provides list of soldiers eligible for redeployment and those scheduled to return as individuals.</p>		

TASK STEPS AND PERFORMANCE MEASURES	GO	NO GO
<p>c. Provides redeploying soldiers medical, dental, and personnel records for redeployment processing.</p> <p>d. Provides necessary forms to unit personnel for redeployment processing.</p> <p>e. Dispatches all soldier's updated records back to the unit's home station before the soldier departs.</p> <p>f. Sends records to home station on different conveyance as soldiers.</p> <p>g. Completes personnel and administrative requirements for deployment IAW higher HQ directives.</p> <p>h. Prepares tentative passenger manifest.</p> <p>i. Processes recommendations for decorations and awards IAW commander's instructions.</p> <p>j. Coordinates with the S1 Section for personnel and administrative support using analog and/or digital communications, as required.</p> <p>k. Inputs status changes and other actions to pay and personnel systems.</p> <p>l. Coordinates with the S1 Section for personnel and administrative support using analog and/or digital communications, as required.</p> <p>m. Briefs commander on personnel and administrative actions, as required.</p> <p>*4. Unit leaders supervise personnel and administrative actions.</p> <p>a. Direct personnel to complete personnel and administrative actions, as required.</p> <p>b. Monitor personnel and administrative processing to ensure personnel complete actions IAW schedule.</p> <p>c. Submit performance reports, award and decoration recommendations, and other personnel actions to the commander for approval/certification, as required.</p>		

TASK STEPS AND PERFORMANCE MEASURES	GO	NO GO
d. Coordinate with unit HQ for personnel and administrative support, as required.  e. Submit records and reports to unit HQ IAW the Redeployment Movement Plan and commander's instructions using analog and/or digital communications.  f. Brief commander on personnel and administrative actions.  g. Brief personnel on personnel and administrative requirements.		

TASK PERFORMANCE/EVALUATION SUMMARY BLOCK							
ITERATION	1	2	3	4	5	M	TOTAL
TOTAL TASK STEPS EVALUATED							
TOTAL TASK STEPS "GO"							
TRAINING STATUS "GO/NO GO"							

“\*” indicates a leader task step.

**SUPPORTING INDIVIDUAL TASKS: NONE**

**SUPPORTING COLLECTIVE TASKS: NONE**

**OPFOR TASKS AND STANDARDS: NONE**



**ELEMENTS:** Company Headquarters  
 3 Truck Platoon Headquarters  
 6 Truck Squads  
 Maintenance Section  
 2 Light Truck Platoon Headquarters  
 4 Light Truck Squads  
 Light and Medium Truck Platoon Headquarters  
 Light Truck Squad  
 Medium Truck Squad

**TASK:** Perform Redeployment Training Activities (63-2-4815) (FM 100-17, AR 220-10, AR 350-1, AR 350-41, DOD 5030.49-R)

ITERATION                    1        2        3        4        5        M        (circle)

COMMANDER/LEADER ASSESSMENT                    T        P        U        (circle)

**CONDITIONS:** The unit is preparing for redeployment to home station. Sufficient time exists for the unit to conduct redeployment training. Training support is available to train unit personnel in customs and USDA clearance procedures, and other training requirements in support of follow on missions. Training is conducted in the TAA and/or RAA. The commander has designated a training officer and NCO. The Redeployment Movement Plan, higher HQ Redeployment OPORD, and training records are available. The unit has a trained officer and/or NCO appointed as UMO and alternate UMO. The unit is redeploying as part of a higher HQ redeployment. The unit has analog and/or digital communications with higher HQ. Redeployment training activities are performed day or night under all environmental conditions. This task should not be trained in MOPP4.

**TASK STANDARDS:** Redeployment training is accomplished IAW the training schedule and commander's guidance.

TASK STEPS AND PERFORMANCE MEASURES	GO	NO GO
*1. Commander directs redeployment training activities.  a. Identifies redeployment training requirements by reviewing the Redeployment Movement Plan and higher HQ Redeployment OPORD and in coordination with the higher HQ staff personnel.  b. Directs training officer to develop a unit training schedule to correct training deficiencies.  c. Designates personnel to receive redeployment training.		

TASK STEPS AND PERFORMANCE MEASURES	GO	NO GO
<p>d. Briefs higher HQ commander on status of redeployment training.</p> <p>e. Completes verification statement and checklists indicating the status of the unit.</p> <p>*2. Training Officer/NCO supervises redeployment training activities.</p> <p>a. Develops training schedule based on Redeployment OPORD, specialized training requirements identified by higher HQ, and commander's guidance, such as customs, USDA requirements, weapons control, and stress management.</p> <p>b. Coordinates with S2/S3 for training support using analog and/or digital communications, as required.</p> <p>c. Provides training schedule to S2/S3 Section and unit leaders, as appropriate.</p> <p>d. Provides stress control and family support reorientation briefings IAW higher HQ directives.</p> <p>e. Monitors training to ensure appropriate training is provided to personnel.</p> <p>f. Briefs commander on status of redeployment training.</p> <p>*3. Unit leaders perform redeployment training activities.</p> <p>a. Coordinate with UMO for required training support.</p> <p>b. Conduct training IAW training schedule, if required.</p> <p>c. Annotate training results on individual and team training records.</p>		

TASK PERFORMANCE/EVALUATION SUMMARY BLOCK							
ITERATION	1	2	3	4	5	M	TOTAL
TOTAL TASK STEPS EVALUATED							
TOTAL TASK STEPS "GO"							
TRAINING STATUS "GO/NO GO"							

“\*” indicates a leader task step.

ARTEP 55-718-30-MTP

**SUPPORTING COLLECTIVE TASKS: NONE**

**OPFOR TASKS AND STANDARDS: NONE**

**ELEMENTS:** Company Headquarters  
 3 Truck Platoon Headquarters  
 6 Truck Squads  
 Maintenance Section  
 2 Light Truck Platoon Headquarters  
 4 Light Truck Squads  
 Light and Medium Truck Platoon Headquarters  
 Light Truck Squad  
 Medium Truck Squad

**TASK:** Perform Redeployment Supply Activities (63-2-4816) (AR 710-2, AR 220-10, AR 700-84, AR 735-5, DOD 5030.49-R, FM 100-17, FM 3-100.4)

**ITERATION**                    1        2        3        4        5        M        (circle)

**COMMANDER/LEADER ASSESSMENT**                    T        P        U        (circle)

**CONDITIONS:** The unit is preparing for redeployment to home station. Vehicles, equipment, and supplies are available for reconstitution of redeploying units. Redeployment supply activities are accomplished in the TAA and RAA. The TSOP, Redeployment Movement Plan, and higher HQ Redeployment OPORD are available. The unit is redeploying as part of a higher HQ deployment. The unit has analog and/or digital communications with higher HQ. Redeployment supply activities are performed day or night under all environmental conditions. This task should not be trained in MOPP4.

**TASK STANDARDS:** Redeployment supply activities are accomplished IAW the Redeployment Movement Plan, TSOP, higher HQ Redeployment OPORD, and commander's guidance.

TASK STEPS AND PERFORMANCE MEASURES	GO	NO GO
*1. Commander directs redeployment supply activities. <ul style="list-style-type: none"> <li>a. Identifies vehicles and equipment to be left in theater.</li> <li>b. Identifies vehicles and equipment required to reconstitute the unit before or after redeployment.</li> <li>c. Coordinates with S4 for issue of vehicles, equipment, and supplies required to reconstitute the unit.</li> <li>d. Identifies supplies and equipment needed to redeploy to home station by reviewing the Redeployment Movement Plan, Redeployment OPORD, and coordination with S4.</li> <li>e. Directs unit leaders to turn in vehicles, ammunition, supplies, and equipment to be left in-country.</li> </ul>		

TASK STEPS AND PERFORMANCE MEASURES	GO	NO GO
<p>f. Directs unit leaders to provide supply and equipment requests to supply section.</p> <p>g. Directs supply section to turn-in excess supplies and equipment IAW TSOP and S4 Section's instructions.</p> <p>h. Inspects area and facilities to ensure excess vehicles, equipment, and supplies have been turned in.</p> <p>i. Briefs higher HQ commander and the higher HQ staff personnel on supply status, as required.</p> <p>2. Unit elements perform redeployment supply activities.</p> <p>a. Identify shortages of vehicles, supplies, and equipment by conducting inventories and reviewing DEL.</p> <p>b. Identify shortages of clothing and personal equipment by inventorying OCIE.</p> <p>c. Submit requests for vehicles, supplies, and equipment to supply section IAW TSOP and commander's instructions using analog and/or digital communications.</p> <p>d. Employ safety procedures IAW TSOP and applicable publications.</p> <p>e. Employ environmental stewardship protection program procedures.</p> <p>3. Unit HQ provides supply support.</p> <p>a. Provides a copy of the DEL to platoons and sections, as required.</p> <p>b. Submits request for supplies and equipment to S4 Section IAW TSOP using analog and/or digital communications.</p> <p>c. Coordinates with S4 Section to resolve, cancel or validate outstanding requisitions using analog and/or digital communications.</p> <p>d. Submits changes of the "ship to" address to reflect home station address for all outstanding requisitions.</p>		

TASK STEPS AND PERFORMANCE MEASURES	GO	NO GO
<p>e. Coordinates with commander or S4 Section for transportation and MHE support to turn in, pick up, issue, and/or pack ammunition, equipment, and supplies using analog and/or digital communications, if necessary.</p> <p>f. Coordinates with S4 for customs and USDA inspection schedule and procedures using analog and/or digital communications.</p> <p>g. Inspects issued vehicles and equipment for serviceability and completeness.</p> <p>h. Issues vehicles, equipment, and supplies to appropriate platoons/sections IAW TSOP and commander's instructions.</p> <p>i. Secures unissued supplies and equipment IAW TSOP.</p> <p>j. Turns in equipment, supplies, and hazardous material to designated facility, as appropriate.</p> <p>k. Briefs commander on supply status.</p>		

TASK PERFORMANCE/EVALUATION SUMMARY BLOCK							
ITERATION	1	2	3	4	5	M	TOTAL
TOTAL TASK STEPS EVALUATED							
TOTAL TASK STEPS "GO"							
TRAINING STATUS "GO/NO GO"							

“\*” indicates a leader task step.

**SUPPORTING INDIVIDUAL TASKS: NONE**

**SUPPORTING COLLECTIVE TASKS: NONE**

**OPFOR TASKS AND STANDARDS: NONE**

**ELEMENTS:** Company Headquarters  
 3 Truck Platoon Headquarters  
 6 Truck Squads  
 Maintenance Section  
 2 Light Truck Platoon Headquarters  
 4 Light Truck Squads  
 Light and Medium Truck Platoon Headquarters  
 Light Truck Squad  
 Medium Truck Squad

**TASK:** Perform Redeployment Maintenance Activities (63-2-4817).  
 (DA Pamphlet 738-750, AR 220-1, AR 700-138, AR 750-1,  
 DA Pamphlet 750-1, DOD 5030.49-R, FM 100-17, FM 3-100.4, FM 4-30.3)

**ITERATION** 1 2 3 4 5 M (circle)

**COMMANDER/LEADER ASSESSMENT** T P U (circle)

**CONDITIONS:** The unit is preparing for redeployment to home station. The commander has designated a motor officer. Required tools, equipment, repair parts, and personnel are available. MSTs are available in the TAA and RAA. The Maintenance SOP is available. The unit is redeploying as part of a higher HQ redeployment. The unit has analog and digital communications with higher HQ. Redeployment maintenance is performed day or night under all environmental conditions. This task should not be trained in MOPP4.

**TASK STANDARDS:** Redeployment maintenance is accomplished IAW the Maintenance SOP and commander's guidance.

TASK STEPS AND PERFORMANCE MEASURES	GO	NO GO
*1. Commander directs redeployment maintenance activities. <ul style="list-style-type: none"> <li>a. Identifies redeployment maintenance requirements IAW TA guidance.</li> <li>b. Monitors maintenance activities for compliance with the Maintenance SOP and commander's guidance.</li> <li>c. Approves the use of controlled exchange when required repair parts are not available.</li> <li>d. Checks MCSR for accuracy and completeness.</li> <li>e. Forwards MCSR to the S4 Section using analog and/or digital communications.</li> <li>f. Coordinates with S4 for maintenance support using analog and/or digital communications, as required.</li> </ul>		

TASK STEPS AND PERFORMANCE MEASURES	GO	NO GO
<p>g. Prioritizes repair of vehicles and equipment.</p> <p>h. Enforces safety procedures IAW TSOP and applicable publications.</p> <p>i. Enforces environmental stewardship protection program procedures.</p> <p>*2. Motor officer and/or motor sergeant supervise redeployment maintenance activities.</p> <p>a. Identify unit operational readiness levels by reviewing vehicle and equipment status reports, PMCS, and redeployment maintenance checks.</p> <p>b. Prepare MCSR IAW AR 220-1 and AR 700-138.</p> <p>c. Submit current MCSR to commander.</p> <p>d. Submit request for CRTs to commander, as required.</p> <p>e. Submit request for controlled exchanges to commander for approval.</p> <p>f. Designate unit maintenance personnel to assist MSTs IAW Maintenance SOP, S4 Section, and commander's instructions.</p> <p>g. Direct calibration of tools, if required.</p> <p>h. Verify PLL inventory by conducting spot checks.</p> <p>i. Verify completion of repairs by reviewing maintenance records.</p> <p>j. Coordinate with S4 Section to identify status of vehicles and equipment in support maintenance using analog and/or digital communications.</p> <p>k. Coordinate with S4 Section for disposition instructions for nonrepairable vehicles using analog and/or digital communications.</p> <p>l. Brief the commander on maintenance status of vehicles and equipment, as required.</p> <p>m. Issue and/or reissues military drivers and equipment licenses to unit personnel, as needed.</p>		



TASK STEPS AND PERFORMANCE MEASURES	GO	NO GO
<p>n. Enforce safety procedures IAW TSOP and applicable publications.</p> <p>o. Enforce environmental stewardship protection program procedures.</p> <p>3. Unit HQ performs organizational maintenance activities.</p> <p>a. Calibrates tools, as required.</p> <p>b. Inspects equipment IAW appropriate operator and organizational maintenance TMs.</p> <p>c. Records all deficiencies on equipment inspection worksheets.</p> <p>d. Corrects unit-level maintenance deficiencies.</p> <p>e. Forwards requests for DS maintenance to supporting maintenance facility using analog and/or digital communications.</p> <p>f. Requests required repair parts from PLL clerk.</p> <p>g. Repairs equipment IAW applicable TM(s).</p> <p>h. Requests approval for controlled exchange through motor officer when required repair parts are not available.</p> <p>i. Performs controlled exchange IAW motor officer's or sergeant's instructions.</p> <p>j. Performs final inspection to ensure quality control of repairs.</p> <p>k. Conducts inventory of PLL to confirm shortages IAW PLL listing.</p> <p>l. Submits request for PLL replenishment to motor sergeant, as required.</p> <p>m. Performs technical inspections of replacement equipment IAW appropriate TMs and manufacturer's instructions.</p> <p>n. Releases equipment to appropriate platoon or section.</p>		

TASK STEPS AND PERFORMANCE MEASURES	GO	NO GO
<p>o. Employs safety procedures IAW TSOP and applicable publications.</p> <p>p. Employs environmental stewardship procedures.</p> <p>4. Unit HQ conducts transactions with CRTs.</p> <p>a. Identifies vehicles and equipment that require CRT support.</p> <p>b. Prepares required documentation for submission to CRT.</p> <p>c. Delivers vehicles and equipment to CRT.</p> <p>d. Picks up equipment from CRT upon notification repairs are completed.</p> <p>e. Notifies owning element to pick up vehicles and equipment.</p> <p>*5. Unit leaders supervise redeployment operator maintenance activities.</p> <p>a. Monitor performance of PMCS and redeployment maintenance for compliance with the Redeployment Movement Plan, Maintenance SOP, appropriate TM, and commander's guidance.</p> <p>b. Inspect vehicles, weapons, and equipment to ensure compliance with Maintenance SOP, appropriate TMs, and commander's guidance.</p> <p>c. Provide input for MCSR to motor officer, as required.</p> <p>d. Enforce safety procedures IAW TSOP and applicable publications.</p> <p>e. Enforce environmental stewardship protection program procedures.</p> <p>6. Unit performs redeployment operator maintenance.</p> <p>a. Performs PMCS IAW appropriate TM(s).</p> <p>b. Notifies supervisor of maintenance problems beyond operator's capabilities.</p>		

TASK STEPS AND PERFORMANCE MEASURES	GO	NO GO
c. Employs safety procedures IAW TSOP and applicable publications.  d. Employs environmental stewardship protection program procedures.		

TASK PERFORMANCE/EVALUATION SUMMARY BLOCK							
ITERATION	1	2	3	4	5	M	TOTAL
TOTAL TASK STEPS EVALUATED							
TOTAL TASK STEPS "GO"							
TRAINING STATUS "GO/NO GO"							

“\*” indicates a leader task step.

**SUPPORTING COLLECTIVE TASKS: NONE**

**OPFOR TASKS AND STANDARDS: NONE**



TASK STEPS AND PERFORMANCE MEASURES	GO	NO GO
<p>d. Coordinates with S2/S3 for USDA and customs contact team support using analog and/or digital communications.</p> <p>e. Coordinates with S4 for transportation support to A/SPOE using analog and/or digital communications, if necessary.</p> <p>f. Inspects area to ensure all excess vehicles, equipment, and supplies has been turned in.</p> <p>g. Notifies S2/S3 when vehicles and containers are loaded and ready to move using analog and/or digital communications.</p> <p>h. Enforces safety procedures IAW TSOP and publications.</p> <p>i. Monitors environmental stewardship protection program procedures.</p> <p>*2. UMO supervises vehicle and equipment preparation activities.</p> <p>a. Coordinates with MCA/MCT TC-ACCIS site for DEL, military shipping labels, and documents.</p> <p>NOTE: If the unit did not deploy with a DEL produced by TC-ACCIS, a DEL will be generated based on the unit property book and vehicle and secondary load lists.</p> <p>b. Updates AUDEL to reflect vehicles, equipment, and supplies to be redeployed based on physical inventory, operational status, and commander's guidance.</p> <p>c. Updates AUDEL to reflect actual weights based on results of weighing.</p> <p>d. Inputs updated AUDEL into the MCA/MCT TC-ACCIS station.</p> <p>e. Provides MCA/MCT and/or S4 Section with information on oversize and overweight vehicles, equipment, and cargo requiring special handling using analog and/or digital communications, as required.</p> <p>f. Coordinates with TC-ACCIS site for DEL, BBPCT material requirements lists, vehicle/rail loading plans and schedules, special hauling permit requests, military shipping labels, and convoy clearance requests produced by TC-ACCIS using analog and/or digital communications.</p>		

TASK STEPS AND PERFORMANCE MEASURES	GO	NO GO
<p>g. Coordinates with S4 Section for packing materials, weighing scales, MHE, containers, inserts, pallets, and other equipment preparation and loading materials using analog and/or digital communications, as required.</p> <p>h. Coordinates with S4 Section for RF tags for sensitive/classified cargo using analog and/or digital communications, as required.</p> <p>i. Coordinates with USDA and customs contact team leaders for vehicle and equipment packing, loading, and cleaning instructions early in the preparation process using analog and/or digital communications.</p> <p>j. Provides unit leaders with a vehicle and equipment cleaning schedule.</p> <p>k. Provides unit leaders with redeployment forms, shipping labels, and documents, as required.</p> <p>l. Coordinates container pick-up with S4 Section using analog and/or digital communications.</p> <p>m. Provides special instructions to Packing and Crating Teams, if necessary.</p> <p>n. Provides container packing schedule to unit leaders and Customs Contact Team.</p> <p>o. Identifies transportation support requirements by reviewing Redeployment Movement Plan and current vehicle status reports.</p> <p>p. Coordinates with S4 Section for movement of vehicles and equipment to rail loading site using analog and/or digital communications.</p> <p>q. Provides rail loading plan to Rail Loading Team Chief.</p> <p>r. Provides Rail Loading Team proper tools to conduct rail loadout.</p> <p>s. Coordinates with S4 or MCA/MCT officials for port call message and verification of Redeployment Movement Plan A/SPOE requirements and procedures using analog and/or digital communications.</p>		

TASK STEPS AND PERFORMANCE MEASURES	GO	NO GO
<p>t. Briefs commander on status of preparation of vehicles and equipment for deployment.</p> <p>u. Enforces safety procedures IAW TSOP and publications.</p> <p>v. Enforces environmental stewardship protection program procedures.</p> <p>*3. Unit leaders supervise preparation of unit elements for redeployment.</p> <p>a. Verify adequate space has been allowed for personal items and secondary loads by reviewing loading plans.</p> <p>b. Revise loading plans, as required.</p> <p>c. Monitor packing and loading for compliance with the Redeployment Movement Plan and UMO and customs officials' instructions.</p> <p>d. Direct personnel to deliver vehicles and equipment to the vehicle and equipment cleaning site IAW UMO's instructions.</p> <p>e. Monitor vehicle and equipment cleaning operations to ensure vehicles and equipment are cleaned IAW the Redeployment Movement Plan and USDA officials' instructions.</p> <p>f. Inspect area to ensure all equipment to be redeployed has been packed and/or loaded.</p> <p>g. Inspect area to ensure all excess vehicles, equipment, and supplies have been turned in.</p> <p>h. Inspect internal loads to ensure loads are secure and in compliance with loading plans.</p> <p>i. Notify UMO of any load plan revisions.</p> <p>j. Enforce safety procedures IAW TSOP and publications.</p> <p>k. Enforce environmental stewardship protection program procedures.</p>		

TASK STEPS AND PERFORMANCE MEASURES	GO	NO GO
<p>*4. UMO maintains an up-to-date AUDEL.</p> <ul style="list-style-type: none"> <li>a. Conducts physical inventory of vehicles and equipment to be redeployed to verify accuracy of AUDEL.</li> <li>b. Revises AUDEL, as required.</li> <li>c. Submits AUDEL changes to MCA/MCT TC-ACCIS site, if necessary.</li> </ul> <p>5. Packing and Crating Teams prepare equipment for redeployment.</p> <ul style="list-style-type: none"> <li>a. Pack containers IAW loading plans, DEL, and UMO and USDA and customs officials' instructions.</li> <li>b. Pack hazardous materials IAW the Redeployment Movement Plan and UMO, USDA, and customs officials' instructions.</li> <li>c. Prepare container packing lists and shipping documents IAW UMO's instructions.</li> <li>d. Distribute container packing lists and shipping documents IAW UMO and USDA and customs officials' instructions.</li> <li>e. Mark containers IAW the Redeployment Movement Plan, UMO, USDA, and customs officials' instructions.</li> <li>f. Assist container pick-up crew in loading operations, as required.</li> <li>g. Employ safety procedures IAW TSOP and publications.</li> <li>h. Employ environmental stewardship protection program procedures.</li> </ul> <p>6. Vehicle and Equipment Cleaning Team cleans vehicles and equipment for redeployment.</p> <ul style="list-style-type: none"> <li>a. Guides vehicles into cleaning site, as directed by cleaning site officials.</li> <li>b. Cleans vehicles and equipment IAW and USDA officials' instructions.</li> <li>c. Reports completion of vehicle and equipment cleaning operations to UMO.</li> </ul>		



TASK STEPS AND PERFORMANCE MEASURES	GO	NO GO
<p>d. Employs safety procedures IAW TSOP and publications.</p> <p>e. Employs environmental stewardship protection program procedures.</p> <p>7. Unit prepares vehicles, equipment, and personal gear for redeployment.</p> <p>a. Turns in excess vehicles, equipment, and supplies to supply sergeant.</p> <p>b. Packs personal gear IAW Movement Plan and customs officials' instructions.</p> <p>c. Marks and/or tags personal gear and equipment IAW the Redeployment Movement Plan and UMO and customs officials' instructions.</p> <p>d. Moves equipment to be packed in containers to the container packing area IAW UMO's instructions.</p> <p>e. Loads vehicles IAW the Redeployment Movement Plan, loading plans, and UMO and customs officials' instructions.</p> <p>f. Places RF tags on sensitive/classified cargo and/or vehicles as directed by higher HQ.</p> <p>g. Delivers vehicles and equipment to the vehicle and equipment cleaning site, as directed.</p> <p>h. Moves vehicles to UMA, as directed.</p> <p>i. Employs safety procedures IAW TSOP and publications.</p> <p>j. Employs environmental stewardship protection program procedures.</p> <p>8. Weighing and Marking Team weighs and marks vehicles for deployment.</p> <p>a. Sets up weighing and marking area in designated area IAW commander's instructions.</p> <p>b. Guides vehicles onto scales as they arrive.</p> <p>c. Identifies vehicle gross weight.</p>		

TASK STEPS AND PERFORMANCE MEASURES	GO	NO GO
<p>d. Identifies vehicle axle weights (air movement only).</p> <p>e. Computes vehicle center of balance based on axle weights (air movement only).</p> <p>f. Marks center of balance on vehicles IAW DOD Dir 4500.9, and UMO's instructions (air movement only).</p> <p>g. Reports gross weights for each deploying vehicle to UMO.</p> <p>h. Disestablishes weighing and marking area.</p> <p>i. Returns vehicle weighing scales IAW owning facility or UMO's instructions.</p> <p>9. Unit prepares vehicles and equipment for movement to A/SPOE.</p> <p>a. Stages vehicles for convoy to A/SPOE or rail loading site IAW UMO's instructions.</p> <p>b. Corrects loading deficiencies IAW loading plan, if necessary.</p> <p>c. Recomputes center of balance, if necessary (air movement only).</p> <p>d. Re-marks center of balance on vehicles, if necessary (air movement only).</p> <p>e. Marks vehicles for movement to A/SPOE IAW FM 55-30, UMO, USDA, and customs officials' instructions.</p> <p>f. Places military shipping labels on vehicles and equipment IAW UMO's instructions.</p> <p>g. Moves designated vehicles and equipment to the rail loading site IAW Movement Plan and UMO's instructions.</p>		

TASK STEPS AND PERFORMANCE MEASURES	GO	NO GO
<p>h. Prepares convoy for movement to A/SPOE.</p> <p>NOTE: Depending on tactical situation, see task steps two through five of Task 63-2-4808 (Conduct Nontactical Road March) or Task 63-2-4003 (Conduct Tactical Road March) for detailed convoy preparation procedures.</p> <p>i. Notifies UMO that vehicles are ready to cross SP for convoy to A/SPOE.</p> <p>*10. Rail Loading Team OIC/NCOIC supervises rail loading activities.</p> <p>a. Conducts safety briefing for unit personnel at the rail loading site IAW governing regulations and local procedures.</p> <p>b. Coordinates with UMO for rail loading plans.</p> <p>c. Coordinates with UMO to identify special rail loading requirements.</p> <p>d. Verifies the presence of rail guards by conducting roll call, if required.</p> <p>e. Verifies the presence of manifested vehicles and equipment by conducting physical inventory.</p> <p>f. Provides cargo manifest to conductor.</p> <p>g. Inspects vehicles and equipment for military shipping labels and proper markings.</p> <p>h. Notifies commander when rail loading is complete, if required.</p> <p>i. Enforces safety procedures IAW TSOP and publications.</p> <p>j. Enforces environmental stewardship protection program procedures.</p>		

TASK STEPS AND PERFORMANCE MEASURES	GO	NO GO
11. Rail Loading Team performs rail loading. <ul style="list-style-type: none"> <li>a. Stages vehicles IAW rail loading plan.</li> <li>b. Loads vehicles and equipment on railcars IAW rail loading plan and UMO's instructions.</li> <li>c. Secures vehicles and equipment IAW rail loading plan and UMO's instructions.</li> <li>d. Notifies Rail Loading Team OIC/NCOIC when rail loading is complete.</li> <li>e. Employs safety procedures IAW TSOP and publications.</li> <li>f. Employs environmental stewardship protection program procedures.</li> </ul>		

TASK PERFORMANCE/EVALUATION SUMMARY BLOCK							
ITERATION	1	2	3	4	5	M	TOTAL
TOTAL TASK STEPS EVALUATED							
TOTAL TASK STEPS "GO"							
TRAINING STATUS "GO/NO GO"							

“\*” indicates a leader task step.

**SUPPORTING INDIVIDUAL TASKS: NONE**

**SUPPORTING COLLECTIVE TASKS: NONE**

**OPFOR TASKS AND STANDARDS: NONE**



TASK STEPS AND PERFORMANCE MEASURES	GO	NO GO
<p>d. Coordinates with PSA officials to verify SPOE movement schedules, procedures, safety guidelines, and requirements using analog and/or digital communications.</p> <p>e. Briefs team leaders on SPOE movement schedules, procedures, safety guidelines, and requirements.</p> <p>f. Directs team to offload and inspect equipment arriving by rail.</p> <p>g. Coordinates with PSA to identify number of supercargoes authorized and POC for supercargoes using analog and/or digital communications.</p> <p>h. Coordinates with supercargoes to ensure they are prepared for redeployment by sea movement, to include proper orders and equipment.</p> <p>i. Briefs supercargoes on boarding schedule, responsibilities, and POC during sea movement.</p> <p>j. Conducts acceptance inspection of vehicles, equipment, and cargo with PSA officials.</p> <p>k. Directs team to correct deficiencies noted during PSA acceptance inspection.</p> <p>l. Transfers custody of vehicles, equipment, and cargo to SPOE officials.</p> <p>m. Briefs the higher HQ commander or designated representative on status of SPOE activities.</p> <p>2. Supercargoes representative performs SPOE activities.</p> <p>a. Reports to port commander's representative LAW UMO's instructions.</p> <p>b. Performs SPOE activities LAW port commander's instructions.</p> <p>c. Coordinates with vessel POC for instructions on responsibilities and accommodations.</p> <p>d. Reports to the customs inspection site LAW port commander's instructions.</p>		

TASK STEPS AND PERFORMANCE MEASURES	GO	NO GO
<p>e. Loads baggage IAW instructions from vessel POC.</p> <p>f. Boards ship IAW instructions from vessel POC.</p> <p>*3. UMO coordinates SPOE activities.</p> <p>a. Coordinates with PSA officials to verify loading sequence of vehicles and equipment (ship stow plan).</p> <p>b. Monitors PSA acceptance inspection of vehicles and cargo to identify deficiencies.</p> <p>c. Coordinates with maintenance support POC for disposition of excess fuel and POL products and maintenance support, as necessary.</p> <p>d. Coordinates with PSA officials for vehicle cleaning support and location of SPOE sterile area.</p> <p>e. Inspects shipping documents and labels, markings, customs labels, and decontamination tags on vehicles and equipment for compliance with MCA/MCT, customs, USDA officials' instructions, and TM 38-250 instructions.</p> <p>f. Coordinates with MCA/MCT, USDA, and/or customs officials to correct deficiencies in shipping documents and labels, customs labels, and decontamination tags.</p> <p>g. Briefs commander and/or SPOE Team OIC on status of SPOE activities.</p> <p>h. Enforces safety procedures IAW TSOP and publications.</p> <p>i. Enforces environmental stewardship protection program procedures.</p> <p>*4. UMO coordinates rail offloading.</p> <p>a. Coordinates with PSA officials for rail offloading schedule and requirements.</p> <p>b. Designates personnel to assist in rail offloading activities.</p> <p>c. Briefs personnel designated to assist in rail offloading activities on schedule and requirements.</p>		

TASK STEPS AND PERFORMANCE MEASURES	GO	NO GO
<p>d. Supervises rail offloading activities.</p> <p>e. Assumes custody of equipment deployed by rail by signing appropriate shipping documents.</p> <p>f. Notifies SPOE Team leaders equipment deployed by rail has arrived in the MA.</p> <p>g. Briefs commander and/or SPOE Team OIC on status of rail offloading activities.</p> <p>h. Enforces safety procedures IAW TSOP and publications.</p> <p>i. Enforces environmental stewardship protection program procedures.</p> <p>5. SPOE Team performs rail offloading operations.</p> <p>a. Reports to the railhead IAW UMO's instructions.</p> <p>b. Offloads equipment from railcars IAW PSA officials' instructions.</p> <p>c. Moves equipment to SPOE MA IAW PSA officials' instructions.</p> <p>d. Employs safety procedures IAW TSOP and publications.</p> <p>e. Employs environmental stewardship protection program procedures.</p> <p>6. SPOE Team performs SPOE MA maintenance.</p> <p>a. Performs after-operations PMCS IAW the Redeployment Movement Plan and appropriate TMs.</p> <p>b. Notifies supervisor of maintenance problems beyond operator's capability.</p> <p>c. Checks vehicles, cargo, and personal gear for completeness, damage, proper markings, contraband, and compliance with loading plans.</p> <p>d. Conducts final preparation of vehicles and equipment IAW the Redeployment Movement Plan.</p>		



TASK STEPS AND PERFORMANCE MEASURES	GO	NO GO
<p>e. Adjusts vehicle fuel levels IAW port call message and PSA officials and UMO's instructions.</p> <p>f. Turns in excess fuel and POL products IAW UMO's instructions.</p> <p>g. Verifies placement of placards, labels, and certification documents on hazardous material IAW PSA officials and UMO's instructions.</p> <p>h. Corrects deficiencies on vehicles, cargo, and personal gear IAW SPOE Team leader's instructions.</p> <p>i. Moves to SPOE vehicle and equipment cleaning site, as directed.</p> <p>j. Employs safety procedures IAW with TSOP and publications.</p> <p>k. Employs environmental stewardship protection program procedures.</p> <p>7. SPOE Team performs USDA cleaning activities.</p> <p>a. Performs vehicle cleaning IAW instructions from cleaning site personnel.</p> <p>b. Corrects USDA inspection deficiencies IAW USDA officials' instructions.</p> <p>c. Moves vehicles and equipment to designated sterile area IAW unit leader's instructions.</p> <p>d. Employs safety procedures IAW TSOP and publications.</p> <p>e. Employs environmental stewardship protection program procedures.</p>		

TASK STEPS AND PERFORMANCE MEASURES	GO	NO GO
<p>*8. SPOE Team leaders supervise final preparation of vehicles, equipment, cargo, and personal gear for redeployment by sealift.</p> <ul style="list-style-type: none"> <li>a. Inspect military shipping labels, markings, customs labels, and decontamination tags on vehicles and equipment for compliance with redeployment SOP, port call message, and UMO's instructions.</li> <li>b. Monitor customs inspection to ensure deficiencies are corrected.</li> <li>c. Inspect vehicles and cargo to ensure deficiencies noted during acceptance inspection have been corrected.</li> <li>d. Coordinate maintenance assistance with Commander and/or SPOE Team OIC.</li> <li>e. Enforce safety procedures.</li> <li>f. Enforce environmental stewardship protection program procedures.</li> </ul> <p>9. SPOE Team performs final preparation of vehicles, equipment, cargo, and personal gear for redeployment.</p> <ul style="list-style-type: none"> <li>a. Moves vehicles and equipment to SPOE SA, as directed.</li> <li>b. Stages vehicles for loading IAW UMO and PSA officials' instructions.</li> <li>c. Corrects deficiencies in shipping documents, markings, customs labels, and decontamination tags on vehicles and equipment IAW UMO and PSA officials' instructions.</li> <li>d. Corrects deficiencies noted during customs inspection.</li> <li>e. Drives vehicles, as directed by PSA officials, to call forward area.</li> <li>f. Employs safety procedures IAW TSOP and publications.</li> <li>g. Employs environmental stewardship protection program procedures.</li> </ul>		

TASK STEPS AND PERFORMANCE MEASURES	GO	NO GO
<p>*10. UMO updates transportation documentation.</p> <ul style="list-style-type: none"> <li>a. Verifies DEL by conducting physical inspection of equipment.</li> <li>b. Updates DEL, as required.</li> <li>c. Verifies the presence of supercargoes by conducting roll call.</li> <li>d. Updates supercargo manifest, as required.</li> <li>e. Provides changes to DEL and supercargo manifest to PSA officials, as required.</li> </ul> <p>11. SPOE Team returns to unit area.</p> <ul style="list-style-type: none"> <li>a. Assembles personnel for return to unit area IAW commander or SPOE Team OIC's instructions.</li> <li>b. Reports to transportation loading area IAW SPOE Team OIC's instructions.</li> <li>c. Loads baggage on vehicles IAW SPOE Team OIC's instructions.</li> <li>d. Boards transportation to return to unit IAW SPOE Team OIC's instructions.</li> </ul>		

TASK PERFORMANCE/EVALUATION SUMMARY BLOCK							
ITERATION	1	2	3	4	5	M	TOTAL
TOTAL TASK STEPS EVALUATED							
TOTAL TASK STEPS "GO"							
TRAINING STATUS "GO/NO GO"							

“\*” indicates a leader task step.

**SUPPORTING INDIVIDUAL TASKS: NONE**

**SUPPORTING COLLECTIVE TASKS: NONE**

**OPFOR TASKS AND STANDARDS: NONE**



TASK STEPS AND PERFORMANCE MEASURES	GO	NO GO
<p>d. Briefs unit on APOE duties and responsibilities, to include reverse manifesting schedule, customs requirements, and transportation of personnel and baggage.</p> <p>e. Directs unit to conduct final preparation of vehicles and equipment IAW the Redeployment Movement Plan and DOD Directive 4500.9.</p> <p>f. Conducts acceptance inspection of vehicles and equipment with DACG officials at the alert holding area.</p> <p>g. Directs unit to correct deficiencies noted during acceptance inspection.</p> <p>h. Transfers custody of equipment and cargo to DACG officials IAW DOD Regulation 4500.9-R.</p> <p>i. Briefs the higher HQ commander or designated representative on status of APOE activities.</p> <p>*2. UMO/NCO supervises APOE activities.</p> <p>a. Coordinates with S4 and/or DACG officials for transportation, maintenance, logistics, and other support using analog and/or digital communications, as required.</p> <p>b. Coordinates with S2/S3 representative, PMCT, or DACG to verify APOE movement schedules, procedures, and requirements using analog and/or digital communications.</p> <p>c. Coordinates with S4 representative to ensure adequate shoring, dunnage, and floor protection is on hand and readily available for loading using analog and/or digital communications.</p> <p>d. Verifies unit vehicles, equipment, cargo, and secondary loads are properly marked and prepared for redeployment by air IAW TALCE/DACG.</p> <p>e. Coordinates with S2/S3 representative, site coordinator, and/or DACG representative for equipment cleaning support using analog and/or digital communications, if necessary.</p> <p>f. Coordinates with DACG to verify loading sequence of vehicles and equipment using analog and/or digital communications.</p>		

TASK STEPS AND PERFORMANCE MEASURES	GO	NO GO
<p>g. Designates personnel to verify weight and center of balance marks, if required.</p> <p>h. Briefs designated personnel on weight and center of balance marks verification requirements.</p> <p>i. Verifies that deficiencies noted during DACG acceptance inspection have been corrected.</p> <p>j. Verifies the presence of all manifested personnel by conducting roll call.</p> <p>k. Provides verified personnel and cargo manifest to DACG at the alert holding area.</p> <p>l. Provides load teams to load and tie down unit equipment under supervision of the DACG or loadmaster.</p> <p>3. Unit performs APOE MA activities.</p> <p>a. Performs after-operations PMCS IAW appropriate TMs.</p> <p>b. Notifies supervisor of maintenance problems beyond operator's capability to repair.</p> <p>c. Conducts final preparation of vehicles and equipment IAW DOD Directive 4500.9 and UMO's instructions.</p> <p>d. Adjusts vehicle fuel levels IAW TM 38-250 and DACG officials' instructions.</p> <p>e. Turns in excess fuel and POL products IAW UMO's instructions.</p> <p>f. Corrects deficiencies on vehicles, cargo, and personal gear IAW unit leaders' instructions.</p> <p>g. Corrects deficiencies on placement of placards, labels, and certification documents on hazardous material IAW UMO/NCO, unit leaders, and customs and USDA officials' instructions, if necessary.</p> <p>h. Moves vehicles and equipment to APOE cleaning site or alert holding area, as directed.</p>		

TASK STEPS AND PERFORMANCE MEASURES	GO	NO GO
<p>i. Employs safety procedures IAW TSOP and publications.</p> <p>j. Employs environmental stewardship protection program procedures.</p> <p>4. Unit processes vehicles and equipment through the APOE cleaning site.</p> <p>a. Delivers vehicles to APOE cleaning site IAW UMO's instructions.</p> <p>b. Performs vehicle cleaning IAW DACG and USDA officials' instructions.</p> <p>c. Returns vehicles and equipment to unit area IAW unit leaders' instructions.</p> <p>*5. Unit leaders supervise final preparation of vehicles, equipment, sensitive items, cargo, and personal gear for redeployment.</p> <p>a. Inspect shipping documents, markings, customs labels, and decontamination tags on vehicles, equipment, cargo, and personal gear for compliance with the Redeployment Movement Plan and UMO's instructions.</p> <p>b. Monitor customs inspection to ensure deficiencies are corrected.</p> <p>c. Inspect vehicles and cargo to ensure deficiencies noted during acceptance inspection have been corrected.</p> <p>d. Coordinate with the UMO for assistance in correcting shipping documentation and maintenance deficiencies, as required.</p> <p>e. Enforce safety procedures IAW TSOP and publications.</p> <p>f. Enforce environmental stewardship protection program procedures.</p> <p>6. Unit performs APOE alert holding area activities.</p> <p>a. Drives vehicles to call forward area, as directed.</p> <p>b. Boards transportation to terminal, as directed.</p> <p>c. Employs safety procedures IAW TSOP and publications.</p>		

TASK STEPS AND PERFORMANCE MEASURES	GO	NO GO
<p>7. Unit performs APOE passenger activities.</p> <p style="padding-left: 40px;">a. Reports to designated location for safety and anti-terrorism briefing, security screen, and customs inspection IAW UMO's instructions.</p> <p style="padding-left: 40px;">b. Remains in quarantined area IAW DACG officials' instructions.</p> <p style="padding-left: 40px;">c. Provides baggage detail, as directed, to load unit baggage on aircraft.</p> <p style="padding-left: 40px;">d. Boards aircraft IAW loadmaster's instructions.</p>		

TASK PERFORMANCE/EVALUATION SUMMARY BLOCK							
ITERATION	1	2	3	4	5	M	TOTAL
TOTAL TASK STEPS EVALUATED							
TOTAL TASK STEPS "GO"							
TRAINING STATUS "GO/NO GO"							

“\*” indicates a leader task step.

**SUPPORTING INDIVIDUAL TASKS: NONE**

**SUPPORTING COLLECTIVE TASKS: NONE**

**OPFOR TASKS AND STANDARDS: NONE**





TASK STEPS AND PERFORMANCE MEASURES	GO	NO GO
<p>*2. UMO coordinates APOD activities.</p> <ul style="list-style-type: none"> <li>a. Coordinates with AACG for offloading and movement schedules.</li> <li>b. Briefs unit leaders on offloading and movement schedules.</li> <li>c. Provides AACG, supporting installation officials, and higher HQ staff personnel representative a copy of DEL.</li> <li>d. Coordinates with AACG on the temporary storage of sensitive and classified equipment.</li> <li>e. Briefs commander on APOD activities.</li> </ul> <p>*3. Unit leaders supervise APOD activities.</p> <ul style="list-style-type: none"> <li>a. Inspect personnel and weapons for accountability as they exit aircraft.</li> <li>b. Brief personnel on APOD requirements based on commander's instructions.</li> <li>c. Monitor USDA and customs inspections to ensure personnel comply with USDA and customs officials' instructions.</li> <li>d. Designate personnel to assist in offloading aircraft, as required.</li> <li>e. Inspect personnel and personal gear at the holding area and MA to ensure all personnel have arrived with required personal gear.</li> <li>f. Brief commander on APOD activities.</li> </ul> <p>4. Unit performs APOD activities.</p> <ul style="list-style-type: none"> <li>a. Disembarks aircraft IAW loadmaster's instructions.</li> <li>b. Assembles in APOD holding area, as directed.</li> <li>c. Performs offloading activities IAW AACG officials and loadmaster's instructions.</li> <li>d. Moves to APOD MA IAW commander's instructions.</li> </ul>		

TASK STEPS AND PERFORMANCE MEASURES	GO	NO GO
<p>e. Inspects vehicles and equipment to ensure all equipment is offloaded and serviceable.</p> <p>f. Notifies unit leaders of vehicle and/or equipment deficiencies that cannot be corrected.</p> <p>g. Reconfigures, if necessary, vehicles and cargo for road movement.</p> <p>h. Prepares, if necessary, convoy for movement to home station or demobilization station.</p> <p>NOTE: See task steps two through five of Task 63-2-4808 for detailed convoy preparation procedures.</p> <p>i. Loads baggage, as directed, on transportation for movement to home station.</p> <p>j. Boards transportation, as directed, for movement to home station.</p> <p>k. Employs safety procedures IAW TSOP and publications.</p> <p>l. Employs environmental stewardship protection program procedures.</p>		

TASK PERFORMANCE/EVALUATION SUMMARY BLOCK							
ITERATION	1	2	3	4	5	M	TOTAL
TOTAL TASK STEPS EVALUATED							
TOTAL TASK STEPS "GO"							
TRAINING STATUS "GO/NO GO"							

“\*” indicates a leader task step.

**SUPPORTING INDIVIDUAL TASKS: NONE**

**SUPPORTING COLLECTIVE TASKS: NONE**

**OPFOR TASKS AND STANDARDS: NONE**



TASK STEPS AND PERFORMANCE MEASURES	GO	NO GO
<p>e. Directs personnel to inventory, clean and inspect vehicles, equipment, weapons, sensitive items, and personal gear, as it is redeployed to home station.</p> <p>f. Coordinates with S4 for procedures to turn in float and replacement equipment using analog and/or digital communications.</p> <p>g. Coordinates with battalion commander and staff for guidance on reception activities using analog and/or digital communications.</p> <p>h. Approves after action reports.</p> <p>i. Briefs unit on reception activities.</p> <p>j. Enforces safety procedures IAW SOP and publications.</p> <p>k. Enforces environmental stewardship protection program procedures.</p> <p>2. UMO performs home station activities.</p> <p>a. Coordinates with ITO for transportation support.</p> <p>b. Briefs Equipment Reception Team Leader on SPOD requirements.</p> <p>c. Verifies that all DEL listed vehicles and equipment have been redeployed, by conducting physical inventory.</p> <p>d. Notifies commander of discrepancies in DEL, if necessary.</p> <p>e. Updates AUEL, as required.</p> <p>3. Unit HQ performs home station personnel and administrative actions.</p> <p>a. Debriefs personnel IAW commander's instructions.</p> <p>b. Coordinates reception activities IAW commander's guidance.</p> <p>c. Consolidates unit after action reports.</p> <p>d. Prepares after action reports IAW the Redeployment Movement Plan and commander's instructions.</p>		

TASK STEPS AND PERFORMANCE MEASURES	GO	NO GO
<p>e. Submits AAR to commander for approval.</p> <p>f. Distributes after action reports IAW the Redeployment Movement Plan and commander's instructions.</p> <p>g. Maintains after action reports and records IAW the Redeployment Movement Plan and commander's instructions.</p> <p>h. Identifies pending personnel actions of redeploying soldiers to determine if any unit and/or soldier actions (such as ratings, awards, financial actions, UCMJ actions, LOD investigations, physicals, and so forth) are needed.</p> <p>4. Unit HQ performs home station supply activities.</p> <p>a. Turns in float and replacement equipment IAW commander's instructions.</p> <p>b. Inspects weapons, basic loads, and CTA items for accountability and serviceability.</p> <p>c. Enforces safety procedures IAW SOP and publications.</p> <p>d. Enforces environmental stewardship protection program procedures.</p> <p>*5. Unit leaders supervise home station activities.</p> <p>a. Inspect vehicles, equipment, weapons, and personal gear for accountability compliance with the Redeployment Movement Plan, Maintenance SOP, and commander's instructions.</p> <p>b. Direct personnel, as required, to correct deficiencies in vehicles, equipment, weapons, and personal gear.</p> <p>c. Submit AAR to unit HQ IAW commander's instructions.</p> <p>d. Enforce safety procedures IAW SOP and publications.</p> <p>e. Enforce environmental stewardship protection program procedures.</p>		

TASK STEPS AND PERFORMANCE MEASURES	GO	NO GO
<p>6. Equipment Reception Team Leader performs home station equipment reception activities.</p> <p style="padding-left: 40px;">a. Coordinates with UMO or ITO for transportation support to SPOD.</p> <p style="padding-left: 40px;">b. Briefs Equipment Reception Team on equipment reception schedule and requirements.</p> <p style="padding-left: 40px;">c. Supervises movement to SPOD IAW UMO's instructions.</p> <p>7. Unit performs home station activities.</p> <p style="padding-left: 40px;">a. Completes redeployment personnel and administrative requirements based on the Redeployment Movement Plan and commander's instructions.</p> <p style="padding-left: 40px;">b. Inventories, cleans and inspects vehicles, equipment, weapons, and personal gear, IAW the Redeployment Movement Plan, Maintenance SOP and commander's instructions.</p> <p style="padding-left: 40px;">c. Employs safety procedures IAW SOP and publications.</p> <p style="padding-left: 40px;">d. Employs environmental stewardship protection program procedures.</p>		

TASK PERFORMANCE/EVALUATION SUMMARY BLOCK							
ITERATION	1	2	3	4	5	M	TOTAL
TOTAL TASK STEPS EVALUATED							
TOTAL TASK STEPS "GO"							
TRAINING STATUS "GO/NO GO"							

“\*” indicates a leader task step.

**SUPPORTING INDIVIDUAL TASKS: NONE**

**SUPPORTING COLLECTIVE TASKS: NONE**

**OPFOR TASKS AND STANDARDS: NONE**





TASK STEPS AND PERFORMANCE MEASURES	GO	NO GO
<p>c. Assembles Equipment Reception Team in holding area.</p> <p>d. Conducts acceptance inspection with PSA officials.</p> <p>e. Notifies higher HQ staff element OIC and S4 representative of missing or damaged equipment using analog and/or digital communications.</p> <p>f. Assumes custody of equipment and cargo IAW higher HQ staff personnel representatives and PSA officials' instructions.</p> <p>g. Coordinates with S2/S3 to verify arrangements for movement to home station using analog and/or digital communications.</p> <p>h. Verifies arrival and morale and welfare of supercargoes.</p> <p>i. Reestablishes accountability and responsibility for supercargoes.</p> <p>j. Directs Equipment Reception Team to proceed to convoy marshaling area, IAW S2/S3's instructions.</p> <p>k. Monitors preparation of equipment for road convoy or rail movement to ensure compliance with TSOP.</p> <p>l. Briefs Equipment Reception Team leaders on SPOD requirements.</p> <p>m. Briefs unit commander and higher HQ staff element OIC on SPOD activities, as required.</p> <p>n. Enforces safety procedures IAW SOP and publications.</p> <p>o. Enforces environmental protection program procedures.</p> <p>*2. UMO supervises unit activities at SPOD.</p> <p>a. Coordinates with S4 representative to identify offloading schedules, location of holding and Mas, and other SPOD information using analog and/or digital communications, as required.</p> <p>b. Briefs personnel on offloading schedules, location of MAS and USDA, customs, and other special SPOD requirements.</p> <p>c. Coordinates with S4 representative and/or PSA officials to identify loading plans, schedules, and sites for rail movement using analog and/or digital communications, if required.</p>		

TASK STEPS AND PERFORMANCE MEASURES	GO	NO GO
<p>d. Provides rail loading plans to Rail Loading Team Chief, if required.</p> <p>e. Monitors rail loading procedures to ensure compliance with PSA officials' instructions, if required.</p> <p>f. Monitors preparation of equipment for road convoy to ensure compliance with Movement Plan.</p> <p>g. Coordinates with S2/S3 representatives for convoy routes, maps, and timetable for road move to home station using analog and/or digital communications.</p> <p>h. Coordinates with S4 representatives for fuel and supplies for road move to home station using analog and/or digital communications.</p> <p>i. Briefs Equipment Reception Team on convoy requirements.</p> <p>j. Briefs commander on SPOD activities.</p> <p>k. Enforces safety procedures IAW SOP and publications.</p> <p>l. Enforces environmental stewardship protection program procedures.</p> <p>3. Supercargoes representative performs SPOD activities.</p> <p>a. Disembarks ship IAW vessel POC's instructions.</p> <p>b. Reports to customs inspection site IAW vessel POC's instructions.</p> <p>c. Reports to Equipment Reception Team OIC upon completion of customs inspection.</p> <p>4. Equipment Reception Team performs equipment reception activities.</p> <p>a. Offloads vehicles and equipment IAW PSA officials' instructions.</p> <p>b. Inspects equipment to ensure all equipment is offloaded and operational.</p> <p>c. Notifies UMO of deficiencies that cannot be corrected.</p>		

TASK STEPS AND PERFORMANCE MEASURES	GO	NO GO
<p>d. Moves vehicles to USDA and customs inspection site(s) IAW UMO's instructions.</p> <p>e. Moves vehicles to rail loading site, if required.</p> <p>f. Performs rail loading activities, if required.</p> <p>NOTE: See task steps 10 and 11 of Task 63-2-4818 for detailed rail loading procedures.</p> <p>g. Moves vehicles and cargo to SPOD rail or convoy MA.</p> <p>h. Reconfigures vehicles and cargo for road movement, as appropriate.</p> <p>i. Fuels vehicles for convoy to home station, if appropriate.</p> <p>j. Prepares convoy for movement to home station, if necessary.</p> <p>NOTE: See task steps two through five of Task 63-2-4807 for detailed convoy preparation procedures.</p> <p>k. Notifies commander when Equipment Reception Team is prepared to move.</p> <p>l. Employs safety procedures IAW SOP and publications.</p> <p>m. Employs environmental stewardship protection program procedures.</p>		

TASK PERFORMANCE/EVALUATION SUMMARY BLOCK							
ITERATION	1	2	3	4	5	M	TOTAL
TOTAL TASK STEPS EVALUATED							
TOTAL TASK STEPS "GO"							
TRAINING STATUS "GO/NO GO"							

“\*” indicates a leader task step.

**SUPPORTING INDIVIDUAL TASKS: NONE**

**SUPPORTING COLLECTIVE TASKS: NONE**

**OPFOR TASKS AND STANDARDS: NONE**

- ELEMENTS:** Company Headquarters  
 3 Truck Platoon Headquarters  
 6 Truck Squads  
 Maintenance Section  
 2 Light Truck Platoon Headquarters  
 4 Light Truck Squads  
 Light and Medium Truck Platoon Headquarters  
 Light Truck Squad  
 Medium Truck Squad

**TASK:** Perform Demobilization Station Activities (63-2-4824) (FM 100-17, AR 220-10, AR 700-84)

**ITERATION** 1 2 3 4 5 M (circle)

**COMMANDER/LEADER ASSESSMENT** T P U (circle)

**CONDITIONS:** The unit has redeployed to CONUS via airlift and arrived at the designated demobilization station via prearranged transportation. APOD activities (63-2-4821) have been completed. The higher HQ has an advance party at the demobilization station to assist in coordinating demobilization activities. Transportation support is available. The Redeployment Movement Plan and port call message are available. The unit has a trained officer and/or NCO appointed as UMO and alternate UMO. The unit is deploying as part of a higher HQ redeployment. Demobilization station activities are performed day or night under all environmental conditions. This task should not be trained in MOPP4.

**TASK STANDARDS:** Demobilization station activities are performed IAW the Redeployment Movement Plan and higher HQ guidance.

TASK STEPS AND PERFORMANCE MEASURES	GO	NO GO
*1. Commander directs demobilization station activities. <ul style="list-style-type: none"> <li>a. Verifies accountability of personnel, weapons, and equipment.</li> <li>b. Notifies higher HQ advance party representative that the unit has arrived at the demobilization station.</li> <li>c. Directs unit HQ to coordinate with demobilization station operations section to verify life support for unit personnel, processing schedules, procedures and requirements.</li> <li>d. Briefs unit on demobilization station duties and responsibilities.</li> <li>e. Directs convoy preparation activities.</li> </ul>		

TASK STEPS AND PERFORMANCE MEASURES	GO	NO GO
<p>f. Verifies unit personnel have been fully briefed on entitlements.</p> <p>g. Verifies unit has completed reverse SRP process or verified arrangements for holdover personnel.</p> <p>h. Coordinates with higher HQ staff elements and rear detachment, if applicable, on status of welcome home activities at home station.</p> <p>i. Verifies unit convoy is prepared to cross SP, if applicable.</p> <p>j. Briefs the higher HQ commander or designated representative on status of demobilization station activities.</p> <p>k. Enforces safety procedures LAW SOP and publications.</p> <p>l. Monitors environmental stewardship protection program procedures.</p> <p>*2. UMO supervises demobilization station movement activities.</p> <p>a. Prepares and/or updates movement plans for all modes of transportation.</p> <p>b. Coordinates with S4 and/or AACG officials for transportation, maintenance, logistics, and other support, as required.</p> <p>c. Coordinates with S2/S3 representative, PMCT, or AACG to verify movement schedules, procedures, and requirements.</p> <p>d. Supervises off-loading and staging of unit vehicles LAW AACG guidance, if applicable.</p> <p>e. Coordinates with S2/S3 representative for convoy clearance.</p> <p>f. Supervises preparation of convey for movement to home station, if necessary.</p> <p>g. Enforces safety procedures LAW SOP and publications.</p> <p>NOTE: See task steps two through five of Task 63-2-4808 for detailed convoy preparation procedures.</p> <p>h. Enforces environmental stewardship protection program procedures.</p>		

TASK STEPS AND PERFORMANCE MEASURES	GO	NO GO
<p>3. Unit HQ supervises demobilization station activities.</p> <ul style="list-style-type: none"> <li>a. Establishes accountability of personnel, weapons, and equipment.</li> <li>b. Verifies life support and logistical support for unit personnel with demobilization station staff elements.</li> <li>c. Directs unit to secure weapons, sensitive items, and classified documents in their respective secure storage site(s).</li> <li>d. Directs unit to report to designated location for reverse SRP briefing.</li> <li>e. Monitors reverse SRP for unit personnel to resolve problems if they occur.</li> <li>f. Verifies unit personnel have completed all reverse SRP stations, as necessary.</li> <li>g. Verifies transportation arrangements for all unit personnel.</li> <li>h. Enforces safety procedures IAW SOP and publications.</li> <li>i. Enforces environmental stewardship protection program procedures.</li> </ul> <p>4. Unit performs demobilization station activities.</p> <ul style="list-style-type: none"> <li>a. Assembles in designated location for reverse SRP briefings.</li> <li>b. Performs reverse SRP activities, as directed.</li> <li>c. Prepares for departure via convoy and/or government transportation to home station.</li> <li>d. Prepares convoy for movement to home station, if necessary.</li> </ul> <p>NOTE: See steps two through five of Task 63-2-4808 for detailed convoy preparation.</p> <ul style="list-style-type: none"> <li>e. Loads baggage on transportation for movement to home station, as directed.</li> </ul>		

TASK STEPS AND PERFORMANCE MEASURES	GO	NO GO
f. Boards transportation for movement to home station, as directed.  g. Employs safety procedures LAW SOP and publications.  h. Employs environmental stewardship protection program procedures.		

TASK PERFORMANCE/EVALUATION SUMMARY BLOCK							
ITERATION	1	2	3	4	5	M	TOTAL
TOTAL TASK STEPS EVALUATED							
TOTAL TASK STEPS "GO"							
TRAINING STATUS "GO/NO GO"							

“\*” indicates a leader task step.

**SUPPORTING INDIVIDUAL TASKS: NONE**

**SUPPORTING COLLECTIVE TASKS: NONE**

**OPFOR TASKS AND STANDARDS: NONE**





TASK STEPS AND PERFORMANCE MEASURES	GO	NO GO
<p>2. Unit HQ completes integration actions.</p> <p>a. Enters tactical communications net.</p> <p>NOTE: Unit HQ will enter analog and/or digital communications nets, if so equipped.</p> <p>b. Integrates unit into TAA security plan.</p> <p>c. Clarifies operational mission parameters with S2/S3.</p> <p>d. Submits required reports to gaining command.</p> <p>NOTE: Unit HQ will submit reports using analog and/or digital communications.</p> <p>e. Conducts training as directed by gaining command.</p> <p>f. Coordinates support requirements with gaining command.</p> <p>NOTE: Unit HQ will submit reports using analog and/or digital communications.</p> <p>g. Establishes direct support relationships with various support elements in the support structure to include supply, services, maintenance and medical.</p> <p>h. Assumes missions as directed by gaining command.</p>		

TASK PERFORMANCE/EVALUATION SUMMARY BLOCK							
ITERATION	1	2	3	4	5	M	TOTAL
TOTAL TASK STEPS EVALUATED							
TOTAL TASK STEPS "GO"							
TRAINING STATUS "GO/NO GO"							

“\*” indicates a leader task step.

**SUPPORTING INDIVIDUAL TASKS: NONE**

**SUPPORTING COLLECTIVE TASKS: NONE**

**OPFOR TASKS AND STANDARDS: NONE**



TASK STEPS AND PERFORMANCE MEASURES	GO	NO GO
<p>e. Conducts threat brief for all soldiers.</p> <p>f. Conducts rules of engagement brief.</p> <p>g. Directs movement planning.</p> <p>h. Prepares unit for mission.</p> <p>i. Receives daily situational briefings from higher HQ or TSB command and control element.</p> <p>j. Briefs higher HQ or TSB command and control element on status of unit.</p> <p>k. Notifies TSB when readiness is achieved.</p> <p>l. Monitors environmental stewardship protection program procedures.</p> <p>2. Unit performs marshalling activities.</p> <p>a. Establishes command post.</p> <p>b. Verifies accountability of personnel and equipment.</p> <p>c. Coordinates with TSB command and control element for life support.</p> <p>d. Provides information concerning staging area activities based on TSB SOP to element leaders.</p> <p>e. Conducts risk assessment for onward movement.</p> <p>f. Establishes communications with TSB command and control element and higher-level commands.</p> <p>g. Establishes training objectives to be completed in the staging area.</p> <p>h. Verifies routes of march and support arrangements.</p> <p>i. Reports incremental buildup of combat power IAW TSB SOP.</p>		

TASK STEPS AND PERFORMANCE MEASURES	GO	NO GO
<p>j. Conducts daily meetings with TSB command and control element.</p> <p>k. Monitors environmental stewardship protection program procedures.</p> <p>*3. Unit performs premovement activities.</p> <p>a. Stages equipment in correct configuration for onward movement.</p> <p>b. Plans onward movement to the TAA or location designated by the gaining command.</p> <p>c. Coordinates with PMCT or MCT for onward movement.</p> <p>d. Prepares vehicles and equipment for movement.</p> <p>e. Verifies equipment is properly loaded on vehicles.</p> <p>f. Identifies convoy support centers on route of march.</p> <p>g. Prepares movement order.</p> <p>h. Briefs convoy personnel.</p> <p>i. Verifies SP time is established.</p> <p>j. Monitors environmental protection program procedures.</p> <p>4. Unit conducts logistics activities.</p> <p>a. Verifies life support needs are met for unit personnel.</p> <p>b. Performs maintenance activities to ensure all equipment is serviceable and operational, to include refueling and maintenance checks and services.</p> <p>c. Uploads equipment and supplies onto vehicles.</p> <p>d. Inventories all property.</p> <p>e. Identifies all shortages.</p>		

TASK STEPS AND PERFORMANCE MEASURES	GO	NO GO
f. Signs hand receipts, as needed.  g. Maintains personnel accountability.  h. Draws basic loads of Class I, II, III, IV, V, VI, VIII, and IX and maps as needed.  i. Initiates security measures as directed.  j. Performs force protection.  k. Conducts training, as needed.  l. Conducts test driving, bore sighting, range activities, as directed.  m. Employs environmental stewardship protection program procedures.		

TASK PERFORMANCE/EVALUATION SUMMARY BLOCK							
ITERATION	1	2	3	4	5	M	TOTAL
TOTAL TASK STEPS EVALUATED							
TOTAL TASK STEPS "GO"							
TRAINING STATUS "GO/NO GO"							

“\*” indicates a leader task step.

**SUPPORTING INDIVIDUAL TASKS: NONE**

**SUPPORTING COLLECTIVE TASKS: NONE**

**OPFOR TASKS AND STANDARDS: NONE**

- ELEMENTS:** Company Headquarters  
 3 Truck Platoon Headquarters  
 6 Truck Squads  
 Maintenance Section  
 2 Light Truck Platoon Headquarters  
 4 Light Truck Squads  
 Light and Medium Truck Platoon Headquarters  
 Light Truck Squad  
 Medium Truck Squad

**TASK:** Use Passive Air Defense Measures (63-2-4307) (FM 44-8, FM 20-3, FM 3-4, FM 44-80, STP 21-1-SMCT, STP 21-24-SMCT)

**ITERATION**                      1          2          3          4          5          M          (circle)

**COMMANDER/LEADER ASSESSMENT**                      T          P          U          (circle)

**CONDITIONS:** Threat aircraft have been sighted and reported to be in the unit's general area. The unit has analog and/or digital communications with higher HQ. The higher HQ OPORD, unit TSOP, and higher HQ TSOP are available. The higher HQ staff element has issued an air defense weapon status "hold" for the area. The unit is currently providing support for tactical operations. Field expedient and natural shelters are available. This task is performed day or night under all environmental conditions. The unit is subject to air, NBC, and all levels of threat forces attacks. Some iterations of this task should be performed in MOPP4.

**TASK STANDARDS:** All available resources are employed to hide the unit from detection by air, and to lessen its vulnerability if attacked. At MOPP4, air watch activities are degraded significantly due to eye-lens distortion.

TASK STEPS AND PERFORMANCE MEASURES	GO	NO GO
1. Unit employs camouflage and concealment techniques. <ul style="list-style-type: none"> <li>a. Covers all shiny items with emphasis on windshields, mirrors, headlights, and taillights.</li> <li>b. Camouflages vehicles, tents, and supplies so they are not seen from above.</li> <li>c. Disperses vehicles, tents, and supplies at distances consistent with the size of the area to reduce vulnerability to air attacks.</li> <li>d. Constructs field fortifications with available materials that protect personnel and mission-essential equipment.</li> <li>e. Establishes attack alarm procedures.</li> <li>f. Rehearses alarm procedures.</li> </ul>		

TASK STEPS AND PERFORMANCE MEASURES	GO	NO GO
<p>*2. Commander and leaders supervise air watch activities.</p> <p>a. Direct manning of the OP that provides an early warning of approaching aircraft.</p> <p>b. Establish a listening watch on the air defense early warning radio net, if equipment is available.</p> <p>c. Depict on the map board current threat aircraft sightings in the immediate area.</p> <p>d. Forward all aircraft sightings with direction of flight to the higher HQ staff element using analog and/or digital communications, if time and situation permit.</p> <p>3. Unit personnel react to aircraft sightings.</p> <p>a. Sound prescribed alarm to alert all unit personnel of the presence of threat aircraft.</p> <p>b. Occupy predesignated fighting positions and field fortifications.</p> <p>c. Maintain constant surveillance of assigned search sector.</p> <p>d. Identify threat aircraft visually.</p> <p>e. Remain concealed and hold fire to avoid revealing position.</p> <p>f. Restrict movement of vehicles or movement of personnel in open areas.</p> <p>*4. Commander and leaders supervise post-attack activities.</p> <p>a. Sound "All Clear" signal as directed by unit HQ.</p> <p>b. Forward damage report and personnel status report to higher HQ staff elements using analog and/or digital communications.</p> <p>c. Submit PIR to higher HQ staff element using analog and/or digital communications or messenger.</p> <p>d. Coordinate casualty treatment and evacuation with higher HQ S1 using analog and/or digital communications or messenger.</p>		

TASK STEPS AND PERFORMANCE MEASURES	GO	NO GO
<p>e. Submit casualty forms to the S1 within 24 hours.</p> <p>f. Direct clearing of mission-hindering destroyed supplies and equipment.</p> <p>g. Coordinate changes or delays to support plan caused by air attack with higher HQ S2/S3 and Support Operations Section using analog and/or digital communications or messenger.</p> <p>h. Coordinate replacement of personnel with higher headquarters S1 using analog and/or digital communications or messenger.</p> <p>i. Coordinate replacement of equipment with higher HQ S4 using analog and/or digital communications.</p> <p>NOTE: Requisitions for repair parts are made by using ULLS-G. ULLS-S4 is used to request equipment replacements.</p> <p>j. Direct unit to continue assigned mission.</p> <p>5. Unit personnel perform post-attack activities.</p> <p>a. Treat casualties.</p> <p>NOTE: See Task 08-2-0003.63-0001 for detailed treatment procedures.</p> <p>b. Transport casualties.</p> <p>NOTE: See Task 63-2-4316 for detailed casualty transportation procedures.</p> <p>c. Reconstruct damaged fighting positions and field fortifications.</p> <p>d. Repair damaged camouflage material.</p> <p>e. Move KIA remains and personal effects to a predesignated location.</p> <p>f. Report casualties to CP using analog and/or digital communications or messenger.</p> <p>g. Clear debris from area essential to mission accomplishment.</p> <p>h. Continue mission, as directed by the commander.</p>		



TASK PERFORMANCE/EVALUATION SUMMARY BLOCK							
ITERATION	1	2	3	4	5	M	TOTAL
TOTAL TASK STEPS EVALUATED							
TOTAL TASK STEPS "GO"							
TRAINING STATUS "GO/NO GO"							

“\*” indicates a leader task step.

SUPPORTING INDIVIDUAL TASKS		
Task Number	Task Title	References
031-503-3008	Implement Mission-Oriented Protective Posture	STP 21-24-SMCT
052-191-1501	Perform Individual Camouflage	STP 21-1-SMCT
071-331-0815	Practice Noise, Light, and Litter Discipline	STP 21-1-SMCT
441-091-1040	Visually Identify Threat Aircraft	STP 21-24-SMCT

**SUPPORTING COLLECTIVE TASKS: NONE**

#### OPFOR TASKS AND STANDARDS

TASK: CONDUCT AERIAL RECONNAISSANCE (63-OPFOR-1007)

CONDITION: OPFOR HQ requires intelligence on the location and identification of enemy elements. Aircraft is dispatched to take photographs and conduct a visual inspection of enemy rear area.

STANDARD: 1. Photograph assigned sectors. 2. Make quick visual checks where cloud ceiling is low. 3. Locate enemy positions in the rear area, particularly support and storage bases, and C2 facilities. 4. Report PIR and other information requirements to OPFOR HQ.

**ELEMENTS:** Company Headquarters  
 3 Truck Platoon Headquarters  
 6 Truck Squads  
 Maintenance Section  
 2 Light Truck Platoon Headquarters  
 4 Light Truck Squads  
 Light and Medium Truck Platoon Headquarters  
 Light Truck Squad  
 Medium Truck Squad

**TASK:** Take Active Air Defense Measures Against Hostile Aircraft (63-2-4308)  
 (FM 44-8, FM 3-4, FM 3-5, FM 44-80, STP 21-1-SMCT, STP 21-24-SMCT)

**ITERATION** 1 2 3 4 5 M (circle)

**COMMANDER/LEADER ASSESSMENT** T P U (circle)

**CONDITIONS:** The unit received an early warning of unknown or hostile aircraft in the area. The unit is tactically deployed supporting combat operations. The unit has analog and/or digital communications with higher HQ. Higher HQ OPORD, the unit TSOP, and higher HQ TSOP are available. Weapon control status is "WEAPONS HOLD." An air attack has caused casualties and damage to the operating area and facilities. This task is performed day or night under all environmental conditions. The unit is subject to air, NBC, and all levels of threat force attacks. Some iterations of this task should be performed in MOPP4.

**TASK STANDARDS:** Unit repulses attacking aircraft. At MOPP4, air search, aircraft engagement, and post-attack activities are significantly degraded due to protective clothing and eye-lens distortion.

TASK STEPS AND PERFORMANCE MEASURES	GO	NO GO
1. Unit personnel employ preparatory measures before engaging hostile aircraft. <ul style="list-style-type: none"> <li>a. Alert all personnel of the presence of hostile aircraft using analog and/or digital communications and local alarms if situation permits.</li> <li>b. Occupy predesignated fighting positions and field fortifications.</li> <li>c. Search assigned sector for approaching aircraft.</li> <li>d. Identify threat aircraft visually.</li> </ul>		

TASK STEPS AND PERFORMANCE MEASURES	GO	NO GO
<p>e. Report all aircraft actions to S3 Section using analog and/or digital communications.</p> <p>f. Prepare personnel to fire on orders of senior individual present or automatically return fire, if fired upon by aircraft.</p> <p>2. Unit engages hostile aircraft.</p> <p>a. Places weapon on highest rate of fire.</p> <p>b. Elects proper aim point for type of aircraft and direction of flight.</p> <p>c. Engages hostile aircraft with all available small arms until destroyed or warded off.</p> <p>*3. Commander and leaders supervise post attack activities.</p> <p>a. Give "All Clear" signal when hostile aircraft have departed the area.</p> <p>b. Forward damage report and personnel status report to S1 Section using analog and/or digital communications.</p> <p>c. Submit personnel SITREP to S1 Section using analog and/or digital communications, including casualty forms within 24 hours.</p> <p>d. Coordinate casualty treatment and evacuation with S1 Section using analog and/or digital communications.</p> <p>e. Direct clearing of mission-hindering destroyed supplies and equipment.</p> <p>f. Coordinate changes or delays to support plan caused by air attack with support operations section, battalion support operations section, and supported maneuver battalion S4 Section using analog and/or digital communications.</p> <p>g. Coordinate replacement of personnel with the S1 Section using analog and/or digital communications.</p> <p>h. Coordinate replacement of equipment with S4 Section using ULLS-G to request repair parts and ULLS-S4 to request equipment replacements.</p> <p>i. Direct unit to continue assigned mission.</p>		

TASK STEPS AND PERFORMANCE MEASURES	GO	NO GO
4. Unit personnel perform post-attack activities.  a. Treat casualties.  NOTE: See Task 63-2-4517 for detailed treatment procedures.  b. Report casualties to CP using analog and/or digital communications or messenger.  c. Transport casualties.  NOTE: See Task 63-2-4316 for detailed transportation procedures.  d. Reconstruct damaged fighting positions and field fortifications.		

TASK PERFORMANCE/EVALUATION SUMMARY BLOCK							
ITERATION	1	2	3	4	5	M	TOTAL
TOTAL TASK STEPS EVALUATED							
TOTAL TASK STEPS "GO"							
TRAINING STATUS "GO/NO GO"							

“\*” indicates a leader task step.

SUPPORTING INDIVIDUAL TASKS		
Task Number	Task Title	References
071-311-2007	Engage Targets With an M16A1 or M16A2 Rifle	STP 21-1-SMCT
071-312-3031	Engage Targets With an M60 Machine Gun	STP 21-1-SMCT
441-091-1040	Visually Identify Threat Aircraft	STP 21-24-SMCT

SUPPORTING COLLECTIVE TASKS: NONE

OPFOR TASKS AND STANDARDS

TASK: CONDUCT AIR ATTACKS (63-OPFOR-1006)

CONDITION: OPFOR elements in the rear area have forwarded the positions of enemy support sites and/or the locations of road march elements to OPFOR HQ. OPFOR aircraft have been dispatched to attack enemy installations or convoys.

STANDARD: 1. Locate command and control site(s) or convoys. 2. Conduct attack runs on designated target(s). 3. Destroy enemy equipment, supplies, vehicles, and personnel.

**ELEMENTS:** Medium Truck Squad  
 Light Truck Squad  
 4 Light Truck Squads  
 Light and Medium Truck Platoon Headquarters  
 3 Truck Platoon Headquarters  
 6 Truck Squads  
 2 Light Truck Platoon Headquarters

**TASK:** Set Up Truck Platoon (55-2-0007) (FM 55-30, FM 20-3, FM 21-10, FM 24-35, FM 24-35-1, FM 90-10)

**ITERATION** 1 2 3 4 5 M (circle)

**COMMANDER/LEADER ASSESSMENT** T P U (circle)

**CONDITIONS:** The quartering party guides have escorted the truck platoons into their respective locations at the new field or MOUT operating site. The operating areas for truck platoon HQ have been identified in the commander's layout plan. Selected personnel from the main body have been assigned to primary fighting positions to area security. TSOP is available. This task will be performed under all environmental conditions. The platoons may be subject to attack by threat Level I forces, NBC attack, or radiological fallout. Some iterations of this task should be performed in MOPP4.

**TASK STANDARDS:** All truck platoons are set up IAW the TSOP or commander's layout plan and within prescribed time frame.

TASK STEPS AND PERFORMANCE MEASURES	GO	NO GO
*1. Platoon leader or sergeant directs setup operations. <ul style="list-style-type: none"> <li>a. Enforces OPSEC procedures.</li> <li>b. Enforces safety procedures.</li> <li>c. Directs dispersion of platoon vehicles and equipment.</li> <li>d. Supervises camouflage and concealment of unit.</li> <li>e. Maintains communications with the CP.</li> <li>f. Maintains security in designated area of responsibility.</li> </ul> 2. Platoon sets up headquarters area. <ul style="list-style-type: none"> <li>a. Positions equipment.</li> <li>b. Marks vehicle parking area.</li> </ul>		

TASK STEPS AND PERFORMANCE MEASURES	GO	NO GO
c. Establishes communication with the CP.  d. Camouflages all equipment and vehicles.  3. Platoon sets up platoon areas.  a. Positions equipment.  b. Establishes platoon areas.  c. Disperses platoon vehicles.  d. Establishes field sanitation facilities.  e. Camouflages the area.		

TASK PERFORMANCE/EVALUATION SUMMARY BLOCK							
ITERATION	1	2	3	4	5	M	TOTAL
TOTAL TASK STEPS EVALUATED							
TOTAL TASK STEPS "GO"							
TRAINING STATUS "GO/NO GO"							

“\*” indicates a leader task step.

SUPPORTING INDIVIDUAL TASKS		
Task Number	Task Title	References
101-524-3257	Supervise Field Kitchen Sanitation Operations	STP 10-92G25-SM-TG
101-92G-3257	Supervise Field Kitchen Sanitation Operations	STP 10-92G25-SM-TG
551-721-1399	Camouflage a Vehicle	STP 55-88M12-SM
551-721-3358	Implement Truck Company Base of Operation Plan	STP 55-88M34-SM-TG

**SUPPORTING COLLECTIVE TASKS: NONE**

**OPFOR TASKS AND STANDARDS: NONE**

- ELEMENTS:** Company Headquarters  
 3 Truck Platoon Headquarters  
 6 Truck Squads  
 Maintenance Section  
 2 Light Truck Platoon Headquarters  
 4 Light Truck Squads  
 Light and Medium Truck Platoon Headquarters  
 Light Truck Squad  
 Medium Truck Squad

**TASK:** Cross A Radiologically Contaminated Area (63-2-4005) (FM 3-3, FM 3-4, STP 21-1-SMCT, STP 21-24-SMCT)

**ITERATION** 1 2 3 4 5 M (circle)

**COMMANDER/LEADER ASSESSMENT** T P U (circle)

**CONDITIONS:** Orders are received from higher HQ staff element to cross a radiologically contaminated area. The unit has analog and/or digital communications with higher HQ. The higher HQ OPOD, the unit TSOP, and higher HQ TSOP are available. The unit is conducting a tactical road march. NBC reconnaissance, survey, and survey control teams have been designated. The location of the contaminated area has been identified. The area cannot be bypassed without unacceptable delay to the move. Higher HQ staff element coordinates for additional NBC decontamination support. Assembly areas may be in concealed locations or alongside roads as the tactical situation dictates. This task is performed day or night under all environmental conditions. The unit is subject to air, NBC, and ground Level I threat forces attack. This task is always performed in MOPP4.

**TASK STANDARDS:** Unit crosses contaminated area by shortest route possible. At MOPP4, performance degradation factors increase time required to cross contaminated area.

TASK STEPS AND PERFORMANCE MEASURES	GO	NO GO
1. Leading convoy element employs immediate protective measures. <ul style="list-style-type: none"> <li>a. Covers nose and mouth with handkerchief or clean rag.</li> <li>b. Dons designated MOPP gear to reduce skin exposure.</li> <li>c. Covers all equipment, munitions, fuel, and water containers.</li> <li>d. Zeros dosimeters.</li> <li>e. Wears individual dosimeters (selected personnel).</li> <li>f. Performs basic soldier skill decontamination.</li> <li>g. Occupies closed vehicles (nonessential personnel).</li> </ul>		



TASK STEPS AND PERFORMANCE MEASURES	GO	NO GO
<p>*2. March commander relays NBC information to convoy elements.</p> <ul style="list-style-type: none"> <li>a. Plots contamination area on map overlay(s).</li> <li>b. Notifies all march elements of reported location and type of contamination using analog and/or digital communications.</li> <li>c. Designates assembly area(s) for convoy elements to complete preparations to cross area.</li> <li>d. Directs required protective measures and MOPP level for assembly area(s).</li> <li>e. Reports locations of assembly area(s), halt time, and tentative resumption time to the higher HQ staff element using analog and/or digital communications.</li> <li>f. Forwards NBC 4 nuclear reports to the higher HQ staff element using analog and/or digital communications.</li> <li>g. Directs recording of dose rates IAW time intervals established in the TSOP.</li> </ul> <p>3. March elements occupy assembly area(s).</p> <ul style="list-style-type: none"> <li>a. Move into assembly area without stopping on the route of march.</li> <li>b. Establish perimeter security with 360-degree surveillance and crew-served weapons positioned along likely avenues of approach.</li> <li>c. Employ camouflage and concealment techniques with emphasis on overhead concealment, mirrors, and windshields.</li> <li>d. Perform during-operations PMCS IAW applicable TM.</li> </ul> <p>4. Designated personnel perform monitoring activities.</p> <ul style="list-style-type: none"> <li>a. Record dose rates IAW time intervals specified in the TSOP.</li> </ul> <p>NOTE: During actual fallout, dose rates must be recorded at a minimum of every 15 minutes.</p> <ul style="list-style-type: none"> <li>b. Establish correlation factor.</li> </ul>		

TASK STEPS AND PERFORMANCE MEASURES	GO	NO GO
<p>c. Record correlation factor.</p> <p>d. Report correlation factor figures to the unit defense team.</p> <p>e. Record dose rate at 30-minute intervals after peak dose rate has been reported.</p> <p>*5. March commander organizes radiological reconnaissance team(s).</p> <p>a. Identifies possible routes through contaminated area by map reconnaissance.</p> <p>b. Tasks convoy elements for vehicles, personnel, and equipment.</p> <p>c. Prepares overlays and/or strip maps to guide reconnaissance team(s) on assigned routes.</p> <p>d. Briefs reconnaissance team(s) on route, mission, and reporting procedures.</p> <p>*6. March commander selects a crossing route.</p> <p>a. Employs correlation factor to determine ground dose rates from reconnaissance survey reports.</p> <p>b. Identifies contamination levels for tentative routes from NBC 5 report and/or radiological survey reports.</p> <p>c. Forwards radiological survey data to higher HQ staff element using analog and/or digital communications.</p> <p>d. Establishes new exposure limits from OEG based on survey reports and in coordination with the higher HQ staff element.</p> <p>e. Selects best route that reduces exposure and permits the fastest travel based on METT-TC.</p> <p>f. Requests route clearance and approval from higher HQ staff element using analog and/or digital communications.</p>		

TASK STEPS AND PERFORMANCE MEASURES	GO	NO GO
<p>*7. March commander supervises crossing preparation activities.</p> <ul style="list-style-type: none"> <li>a. Maintains situational awareness at all times using analog and/or digital communications.</li> <li>b. Assigns crossing time(s) for all convoy elements.</li> <li>c. Assigns assembly area location(s) for all convoy elements on the other side of the contaminated area for hasty decontamination.</li> <li>d. Directs placement of extra shielding consistent with available materials.</li> <li>e. Directs precautionary measures and MOPP level required for crossing.</li> <li>f. Coordinates Call For Support with higher HQ staff element for hasty and deliberate decontamination support using analog and/or digital communications.</li> </ul> <p>8. NBC reconnaissance team(s) conduct a radiological route survey.</p> <ul style="list-style-type: none"> <li>a. Employ MOPP level 4.</li> <li>b. Employ additional shielding for non-armored vehicles.</li> <li>c. Inspect serviceability of all radiacmeters and other reconnaissance equipment.</li> <li>d. Plot checkpoints and distance intervals along route on overlays, based on tactical situation and time available.</li> <li>e. Employ radiacmeters and dosimeters to measure dose-rate readings inside the vehicle(s) at selected intervals between the checkpoints along the route.</li> <li>f. Employ radiacmeters to measure dose-rate readings outside the vehicle(s) to determine the correlation factor.</li> <li>g. Report survey data to convoy commander using analog and/or digital communications or radio.</li> <li>h. Place entrance markers at boundary of contaminated area.</li> </ul> <p>NOTE: Markers should face away from the contaminated area in order to facilitate identification by convoy lead vehicle.</p>		

TASK STEPS AND PERFORMANCE MEASURES	GO	NO GO
<p>i. Report location of contaminated areas to convoy commander via NBC 4 nuclear report format.</p> <p>j. Report reading, time, and location of contamination detection to the higher HQ staff element using analog and/or digital communications.</p> <p>k. Terminate radiological survey activities when turnback dose or turnback dose rate is reached, or when the specified area has been reconnoitered.</p> <p>9. Unit prepares to cross contaminated area.</p> <p>a. Employs MOPP level 4.</p> <p>b. Employs equipment and cargo protection measures.</p> <p>c. Closes all air vents and windows on vehicles.</p> <p>d. Employs extra shielding for non-armored vehicles.</p> <p>10. Unit crosses contaminated area.</p> <p>a. Follows route as marked by reconnaissance party or by overlay.</p> <p>b. Employs precautions that reduce dust.</p> <p>c. Avoids low ground, overhead branches, and heavy brush.</p> <p>d. Moves as quickly as possible across contaminated area without unnecessary halts and delays.</p> <p>e. Verifies that all vehicles have crossed the contaminated area and are out of the affected area before stopping.</p> <p>f. Forwards crossing report to march commander using analog and/or digital communications.</p>		

TASK STEPS AND PERFORMANCE MEASURES	GO	NO GO
<p>*11. March commander supervises crossing of contaminated area.</p> <ul style="list-style-type: none"> <li>a. Establishes extended interval or staggered parallel routes to minimize radioactive dust pickup.</li> <li>b. Monitors convoy elements crossings to ensure compliance with TSOP.</li> <li>c. Maintains communications with all march elements during crossing using analog and/or digital communications.</li> <li>d. Directs dropping of all expendable covering materials at the edge of the contaminated area.</li> <li>e. Forwards crossing report to the higher HQ staff element when all convoy elements have crossed the contaminated area using analog and/or digital communications.</li> </ul> <p>*12. March commander supervises decontamination measures.</p> <ul style="list-style-type: none"> <li>a. Identifies level of decontamination required in coordination with higher HQ staff element.</li> <li>b. Directs implementation of basic soldier skill decontamination based on level of contamination, weather, and tactical situation.</li> <li>c. Directs implementation of hasty decontamination based on level of contamination, weather, and the tactical situation.</li> <li>d. Enforces OPSEC measures during decontamination operations.</li> <li>e. Records radiation level readings from selected personnel wearing dosimeters.</li> <li>f. Forwards radiation exposure status to higher HQ staff element using analog and/or digital communications.</li> <li>g. Coordinates Call For Support for detailed decontamination support with higher HQ staff using analog and/or digital communications.</li> <li>h. Monitors personnel for symptoms of radiation sickness.</li> </ul>		

TASK STEPS AND PERFORMANCE MEASURES	GO	NO GO
<p>13. Unit performs radiological decontamination.</p> <ul style="list-style-type: none"> <li>a. Locates radiological contamination using unit radiacmeter.</li> <li>b. Performs personal wipedown technique on individual equipment within 15 minutes of contamination by brushing, scraping, or shaking dry contaminant from equipment, if possible.</li> <li>c. Washes exposed area of skin with soap and water.</li> <li>d. Wipes off mask, hood, helmet, gloves, footwear covers, and other personal equipment with soapy water.</li> <li>e. Disposes of contaminated dust and articles IAW prescribed techniques in higher HQ OPORD and the battalion and unit TSOP.</li> <li>f. Measures level of residual radiation using radiacmeters to determine if contamination is negligible.</li> <li>g. Assists in hasty decontamination of equipment (vehicle washdown).</li> <li>h. Conducts deliberate decontamination.</li> <li>i. Constructs sumps and runoff ditches to control contaminated drainage.</li> </ul> <p>*14. March commander coordinates resumption of road march.</p> <ul style="list-style-type: none"> <li>a. Designates SP location and times for all convoy elements.</li> <li>b. Reschedules checkpoint and RP crossing times in coordination with higher HQ staff element.</li> <li>c. Provides new march instructions to all convoy elements.</li> <li>d. Directs covering and marking of contaminated runoff areas.</li> <li>e. Affixes locations of contaminated runoff areas on map overlay(s).</li> <li>f. Forwards march resumption reports to the higher HQ staff element using analog and/or digital communications.</li> </ul>		

TASK STEPS AND PERFORMANCE MEASURES	GO	NO GO
15. Unit performs march resumption activities. <ul style="list-style-type: none"> <li>a. Covers areas used for decontamination.</li> <li>b. Marks entrance and exit to contaminated area.</li> <li>c. Records radiation dose readings of areas used for decontamination operations.</li> <li>d. Crosses new SP at time prescribed by the convoy commander.</li> </ul>		

TASK PERFORMANCE/EVALUATION SUMMARY BLOCK							
ITERATION	1	2	3	4	5	M	TOTAL
TOTAL TASK STEPS EVALUATED							
TOTAL TASK STEPS "GO"							
TRAINING STATUS "GO/NO GO"							

“\*” indicates a leader task step.

SUPPORTING INDIVIDUAL TASKS		
Task Number	Task Title	References
031-503-1007	Decontaminate Your Skin and Personal Equipment Using an M258A1 Decontamination Kit	STP 21-1-SMCT
031-503-1015	Protect Yourself From NBC Injury/Contamination With Mission-Oriented Protective Posture (MOPP) Gear	STP 21-1-SMCT
031-503-1018	React to a Nuclear Hazard	STP 21-1-SMCT
031-503-1023	Protect Yourself From NBC Injury/Contamination When Changing Mission-Oriented Protective Posture (MOPP) Gear	STP 21-1-SMCT
031-503-2004	Prepare and Submit NBC 4 Reports	STP 21-24-SMCT
031-503-3004	Supervise the Crossing of a Contaminated Area	STP 21-24-SMCT
031-503-3006	Supervise Radiation Monitoring	STP 21-24-SMCT
031-503-3008	Implement Mission-Oriented Protective Posture	STP 21-24-SMCT
031-503-3009	Lead MOPP Gear Exchange	STP 21-24-SMCT

SUPPORTING COLLECTIVE TASKS: NONE

**OPFOR TASKS AND STANDARDS**

**TASK: DISRUPT ENEMY MOVEMENT AND OPERATIONS USING TACTICAL NUCLEAR WEAPONS (63-OPFOR-1002)**

**CONDITION:** Tactical nuclear weapons are employed against key locations in the rear area.

**STANDARD:** 1. Disrupt or delay movement of equipment and supplies to forward areas. 2. Destroy enemy equipment and supplies. 3. Inflict nuclear casualties among enemy troops. 4. Deny enemy use of specified areas. 5. Contaminate enemy equipment and supplies.





TASK STEPS AND PERFORMANCE MEASURES	GO	NO GO
<p>e. Provides instructions to follow-on convoy elements using analog and/or digital communications.</p> <p>f. Forwards incident report to higher HQ staff element using analog and/or digital communications.</p> <p>2. Unit takes action against sniper fire.</p> <p>a. Maintains situational awareness using analog and/or digital communications.</p> <p>b. Reports sniper fire to convoy commander immediately upon contact.</p> <p>c. Returns fire immediately that kills snipers or suppresses their fire (designated personnel only).</p> <p>d. Increases column rate of march and vehicle interval.</p> <p>*3. Convoy commander supervises defense against ambush, road blocked, or road not blocked.</p> <p>a. Identifies location of ambush site on map with map overlay using analog and/or digital communications.</p> <p>b. Directs convoy elements under attack to employ correct protective actions as prescribed in higher HQ movement order and TSOP.</p> <p>c. Provides instructions on halt points and security requirements to all convoy elements.</p> <p>d. Forwards initial incident report to higher HQ staff element using analog and/or digital communications.</p> <p>e. Directs hardened vehicles with automatic fire capability into position to lay down concentrated fire on threat position(s).</p> <p>f. Directs the convoy elements ahead and convoy element following to organize security teams to attack flanks of threat ambush party.</p> <p>g. Maintains constant communications with all convoy elements engaging threat to immediately make adjustments to tactical situation using analog and/or digital communications.</p>		

TASK STEPS AND PERFORMANCE MEASURES	GO	NO GO
<p>h. Forwards subsequent SITREP reports to higher HQ staff element as situation changes using analog and/or digital communications.</p> <p>i. Requests immediate CAS and/or indirect fire support from higher HQ staff element using analog and/or digital communications.</p> <p>j. Directs use of pyrotechnics for signaling or marking areas.</p> <p>k. Develops contingency plans to displace elements not under attack and withdraw elements under attack.</p> <p>4. Unit defends against ground ambush (road not blocked).</p> <p>a. Reports ambush to convoy commander immediately upon contact using analog and/or digital communications.</p> <p>b. Identifies threat location(s).</p> <p>c. Returns fire immediately that kills threat and suppresses their fire (non-driving personnel).</p> <p>d. Stops vehicles (not in kill zone).</p> <p>e. Increases rate of march until out of kill zone (vehicles in kill zone).</p> <p>f. Keeps roadway clear by pushing disabled vehicles aside.</p> <p>g. Organizes security element(s) of soldiers not in kill zone (senior member present).</p> <p>h. Directs fire and maneuver of security elements to allow remaining vehicles to pass through kill zone (senior member present).</p> <p>i. Forwards SITREP to convoy commander using analog and/or digital communications.</p> <p>5. Unit defends against ground attack (road blocked).</p> <p>a. Reports ambush to convoy commander immediately upon contact.</p> <p>b. Dismounts vehicles on opposite side of direction of ambush.</p>		

TASK STEPS AND PERFORMANCE MEASURES	GO	NO GO
<p>c. Returns fire immediately which kills threat or suppresses their fire (soldiers in kill zone).</p> <p>d. Takes up firing positions while awaiting orders (soldiers not in kill zone).</p> <p>e. Organizes security element(s) of soldiers not in kill zone (senior member present).</p> <p>f. Directs fire and maneuver of security elements to allow removal of road block (senior member present).</p> <p>g. Forwards SITREP to convoy commander using analog and/or digital communications.</p> <p>*6. Convoy commander requests indirect fire support.</p> <p>a. Requests fire support IAW instructions in the higher HQ movement order or TSOP using analog and/or digital communications.</p> <p>b. Identifies grid direction to threat location.</p> <p>c. Identifies threat target location using grid coordinates or shift from a known point.</p> <p>d. Transmits call for fire in proper sequence using analog and/or digital communications.</p> <p>e. Transmits fire adjustment information in proper sequence to the fire support element, if an "adjust fire" mission is required, using analog and/or digital communications.</p> <p>f. Transmits "end of mission" and surveillance report if fire was sufficient using analog and/or digital communications.</p> <p>*7. Convoy commander requests CAS.</p> <p>a. Verifies threat position(s).</p> <p>b. Requests CAS by means prescribed in higher HQ movement order using analog and/or digital communications.</p> <p>c. Supervises preparation of unit personnel for friendly strike.</p>		

TASK STEPS AND PERFORMANCE MEASURES	GO	NO GO
<p>d. Directs marking of friendly unit location(s) with prescribed colored smoke.</p> <p>e. Communicates strike effectiveness to higher HQ staff element using analog and/or digital communications.</p> <p>8. Unit employs passive defense measures against air attack.</p> <p>a. Provides the prescribed signal to alert column.</p> <p>b. Staggers vehicles to avoid linear patterns.</p> <p>c. Drives vehicle in shadows or wood line.</p> <p>d. Assumes firing positions.</p> <p>e. Fires only upon command.</p> <p>f. Reports all aircraft actions to higher HQ staff element using analog and/or digital communications.</p> <p>9. Unit employs active defense measures against air attack.</p> <p>a. Employs the prescribed signal to alert march elements.</p> <p>b. Identifies threat aircraft visually.</p> <p>c. Disperses vehicles to concealed locations.</p> <p>d. Assumes firing positions.</p> <p>e. Prepares crew-served weapons for firing.</p> <p>f. Fires weapons at attacking aircraft only if fired upon or on command.</p> <p>*10. Convoy commander supervises reorganization after attack.</p> <p>a. Identifies status of all personnel, equipment, and cargo through convoy element reports using analog and/or digital communications.</p> <p>b. Coordinates requirements within march elements for load transfer, vehicle repairs, mortuary affairs, and medical evacuation using analog and/or digital communications.</p>		

TASK STEPS AND PERFORMANCE MEASURES	GO	NO GO
<p>c. Requests emergency destruction authorization from higher HQ staff element for unrepairable items using analog and/or digital communications.</p> <p>d. Forwards SITREP to higher HQ staff element using analog and/or digital communications.</p> <p>11. Unit reorganizes after the attack.</p> <p>a. Maintains 360-degree surveillance.</p> <p>b. Treats casualties.</p> <p>NOTE: See Task 63-2-4517 for detailed treatment procedures.</p> <p>c. Reports casualties using analog and/or digital communications.</p> <p>d. Requests air ambulance support through convoy commander.</p> <p>e. Reestablishes chain of command, if necessary.</p> <p>f. Secures landing zone, if air ambulance is required.</p> <p>g. Evacuates casualties.</p> <p>NOTE: See Task 63-2-4316 for detailed casualty evacuation procedures.</p> <p>h. Performs mortuary affairs functions.</p> <p>NOTE: See Task 63-2-4513 for detailed mortuary affairs procedures.</p> <p>i. Assesses damage to vehicles and cargo to determine operability and repairability.</p> <p>j. Performs BDAR for recoverable vehicles.</p> <p>k. Removes critical items from unrecoverable vehicles.</p> <p>l. Requests emergency destruction of vehicles and non-medical equipment from march commander using analog and/or digital communications.</p>		

TASK STEPS AND PERFORMANCE MEASURES	GO	NO GO
m. Forwards SITREP to convoy commander using analog and/or digital communications.		
n. Reorganizes convoy elements.		
o. Resumes march.		

TASK PERFORMANCE/EVALUATION SUMMARY BLOCK								
ITERATION	1	2	3	4	5	M	TOTAL	
TOTAL TASK STEPS EVALUATED :								
TOTAL TASK STEPS "GO"								
TRAINING STATUS "GO/NO GO"								

“\*” indicates a leader task step.

SUPPORTING INDIVIDUAL TASKS		
Task Number	Task Title	References
061-283-6003	Adjust Indirect Fire	STP 21-24-SMCT
071-311-2007	Engage Targets With an M16A1 or M16A2 Rifle	STP 21-1-SMCT
071-312-3031	Engage Targets With an M60 Machine Gun	STP 21-1-SMCT
071-326-0503	Move Over, Through, or Around Obstacles (Except Minefields)*	STP 21-1-SMCT
081-831-0101	Request Medical Evacuation	STP 21-24-SMCT
081-831-1026	Apply a Dressing to an Open Chest Wound	STP 21-1-SMCT
101-515-1900	Perform Mortuary Affairs Operations	STP 21-1-SMCT
441-091-1040	Visually Identify Threat Aircraft	STP 21-24-SMCT

SUPPORTING COLLECTIVE TASKS: NONE

## OPFOR TASKS AND STANDARDS

## TASK: CONDUCT HASTY AMBUSH (63-OPFOR-1003)

CONDITION: OPFOR element is moving in a wooded area when an enemy march element is seen moving along a nearby route.

STANDARD: 1. Prepare ambush site before arrival of enemy element. 2. Surprise enemy forces. 3. Inflict casualties within the designated kill zone. 4. Inflict damage to vehicles and equipment within the designated kill zone. 5. Delay enemy march element from reaching its destination for a specified period. 6. Withdraw, on order, within two minutes of ambush initiation. 7. Report actions to superiors.

## TASK: CONDUCT DELIBERATE AMBUSH (63-OPFOR-1004)

CONDITION: OPFOR element is operating along an enemy MSR. OPFOR intelligence has reported that an enemy element is conducting a road march along the route. OPFOR has set up an ambush. The march element is approximately 15 minutes from the ambush point. OPFOR element possesses automatic weapons, antiarmor weapons, and command detonated mines. OPFOR HQ has ordered complete destruction of march element.

STANDARD: 1. Prepare ambush site before arrival of enemy element. 2. Surprise enemy forces. 3. Force enemy march element to halt in kill zone. 4. Initiate ambush on order of the OPFOR leader. 5. Kill, wound, or capture enemy personnel and destroy specified vehicles and equipment in the kill zone. 6. Engage enemy reinforcements and security elements. 7. Consolidate and withdraw from the area on order. 8. Report all specified PIR and other intelligence requirements.

## TASK: CONDUCT SNIPER OPERATIONS (63-OPFOR-1005)

CONDITION: OPFOR has assigned snipers, regular and/or irregular elements, in the enemy rear area along MSR and near support sites.

STANDARD: 1. Set up well-concealed location(s). 2. Engage vehicle drivers or personnel on foot with short bursts of semi-automatic fire. 3. Kill or wound selected target. 4. Prevent position from being discovered by enemy forces. 5. Evacuate the area without being spotted. 6. Report all specified PIR and other intelligence requirements to OPFOR HQ.





TASK STEPS AND PERFORMANCE MEASURES	GO	NO GO
<p>f. Supervise construction of individual fighting positions within the element's sector.</p> <p>g. Supervise clearing of fields of fire.</p> <p>h. Supervise construction of obstacles IAW the defense plan.</p> <p>i. Supervise construction of OP/LP.</p> <p>j. Supervise emplacement of expedient warning device and position barriers.</p> <p>k. Assign personnel to unit internal reaction force IAW defense plan.</p> <p>l. Prepare defensive sector sketch showing the location and sector of fire for each weapon, all known dead space, and the location and estimated ranges to prominent terrain features within the assigned area.</p> <p>m. Forward sector sketch to unit leader using analog and/or digital communications or messenger.</p> <p>n. Enforce safety procedures IAW TSOP and publications.</p> <p>o. Enforce environmental stewardship protection program procedures IAW TC 5-400.</p> <p>2. Unit personnel construct primary fighting positions.</p> <p>a. Identify position location and sector of fire as directed by unit leader.</p> <p>b. Dig an initial hasty fighting position at least one-half meter (18 to 20 inches) deep and with partially cleared fields of fire.</p> <p>c. Walk sector to determine ranges and dead space using buddy system.</p> <p>d. Improve hasty fighting position to a two-man position.</p> <p>e. Install sector of fire stakes to identify area directed by unit leader.</p> <p>f. Prepare appropriate range card by sighting in automatic weapons, anti armor weapons, and grenade launchers on the assigned engagement area.</p>		

TASK STEPS AND PERFORMANCE MEASURES	GO	NO GO
<p>g. Dig position to fit the natural cover available at least armpit deep using dirt to build a parapet (front cover) at least 18 inches thick.</p> <p>h. Dig two trench grenade sumps, one at each end of the two-man position, and sloped toward the sumps.</p> <p>i. Complete clearing fields of fire, using foliage for camouflage.</p> <p>j. Construct overhead and flank cover for fighting position as time permits.</p> <p>k. Camouflage position to prevent easy detection from 35 meters.</p> <p>l. Report completion of primary positions to the unit leader.</p> <p>m. Mark alternate and supplementary positions as directed by unit leader.</p> <p>n. Employ safety procedures IAW TSOP and publications.</p> <p>o. Employ environmental stewardship protection program procedures IAW TC 5-400.</p> <p>3. Unit personnel emplace obstacles and early warning devices.</p> <p>a. Place PEWS into operation at location(s) directed by the element leader.</p> <p>b. Emplace man-made barriers, concertina wire, and field expedient devices in locations directed by the unit leader.</p> <p>c. Position trip flares and field-expedient noise devices in locations directed by the unit leader.</p> <p>d. Camouflage all obstacles and devices.</p> <p>e. Report completion of barrier emplacements to the unit leader using analog and/or digital communications or messenger.</p> <p>f. Employ safety procedures IAW TSOP and publications.</p> <p>g. Employ environmental stewardship protection program procedures IAW TC 5-400.</p>		

TASK STEPS AND PERFORMANCE MEASURES	GO	NO GO
<p>*4. Unit leaders supervise set up of defensive sector.</p> <ul style="list-style-type: none"> <li>a. Consolidate element defense sketches, after verification of compliance, into a unit defensive sector sketch.</li> <li>b. Forward unit's defensive sector sketch to unit CP within one hour after arrival at the new site using analog and/or digital communications or messenger.</li> <li>c. Inspect unit positions to ensure structure, camouflage, and location comply with the unit defense plan and TSOP.</li> <li>d. Verify interlocking fires, dead space, and sector of fire for key weapon positions.</li> <li>e. Inspect OP/LP and personnel for communications, camouflage, and knowledge of withdrawal route.</li> <li>f. Inspect obstacles to ensure compliance with unit defense plan and TSOP.</li> <li>g. Report completion of sector set up to CP using analog and/or digital communications or messenger.</li> <li>h. Enforce safety procedures LAW TSOP and publications.</li> <li>i. Enforce environmental stewardship protection program procedures.</li> </ul> <p>5. Unit personnel establish OP/LP.</p> <ul style="list-style-type: none"> <li>a. Position OP/LP within effective small arms range of unit elements.</li> <li>b. Establish communications (analog and/or digital means) with nearest unit element and the CP.</li> <li>c. Camouflage OP/LP to prevent it from being detected within 35 meters.</li> <li>d. Establish withdrawal route that provides adequate cover and concealment.</li> </ul>		

TASK STEPS AND PERFORMANCE MEASURES	GO	NO GO
<p>*6. Commander supervises set up of the unit's defensive sector.</p> <p>a. Inspects defensive preparation to ensure compliance with the defense plan.</p> <p>b. Consolidates element sector defense sketches, after verification of compliance, into the unit sector sketch.</p> <p>c. Forwards unit sector sketch to the battalion S2/S3 element using analog and/or digital communications or messenger.</p> <p>d. Maintains sector sketch in the CP using digital device and/or analog displays.</p> <p>e. Directs establishment of centrally located ammunition resupply and casualty collection point in the unit area.</p> <p>f. Enforces safety procedures IAW TSOP and publications.</p> <p>g. Enforces environmental stewardship protection program procedures.</p>		

TASK PERFORMANCE/EVALUATION SUMMARY BLOCK							
ITERATION	1	2	3	4	5	M	TOTAL
TOTAL TASK STEPS EVALUATED							
TOTAL TASK STEPS "GO"							
TRAINING STATUS "GO/NO GO"							

“\*” indicates a leader task step.

SUPPORTING INDIVIDUAL TASKS		
Task Number	Task Title	References
052-191-1501	Perform Individual Camouflage	STP 21-1-SMCT
071-312-3007	Prepare a Range Card for an M60 Machine Gun	STP 21-1-SMCT
071-326-0513	Select Temporary Fighting Positions	STP 21-1-SMCT
071-326-5703	Construct Individual Fighting Positions	STP 21-1-SMCT

<b>Task Number</b>	<b>Task Title</b>	<b>References</b>
071-326-5704	Supervise Construction of a Fighting Position	STP 21-24-SMCT
071-326-5705	Establish an Observation Post	STP 21-24-SMCT
071-326-5770	Prepare a Platoon Sector Sketch	STP 21-24-SMCT
071-331-0852	Clear a Field of Fire	STP 21-1-SMCT

**OPFOR TASKS AND STANDARDS: NONE**



TASK STEPS AND PERFORMANCE MEASURES	GO	NO GO
<p>e. Identify location(s) for placement of automatic alarm systems.</p> <p>f. Provide instructions on improvement of individual and crew-served weapons fighting positions.</p> <p>g. Identify the availability of personnel to perform tasks.</p> <p>h. Designate MOPP level as prescribed by the higher HQ staff element.</p> <p>i. Establish decontamination priorities for operational sites in coordination with the higher HQ staff element.</p> <p>j. List tasks to be performed and time limits for each task.</p> <p>k. Disseminate NBC defense preparation plan to all subelements using analog and/or digital communications or messenger.</p> <p>l. Task elements to provide NBC equipment operators.</p> <p>m. Conduct MOPP analysis.</p> <p>n. Provide guidance for the protection of food, water, and mission essential supplies.</p> <p>*2. Element leaders implement NBC defense plan and preparatory tasks.</p> <p>a. Conduct inventory of all element NBC defense equipment.</p> <p>b. Request issue of shortages from the unit supply facility.</p> <p>c. Direct placement of automatic alarm system(s) located in element areas.</p> <p>d. Direct improvement of individual fighting positions with consideration for blast, thermal, and nuclear radiation, electromagnetic pulse, transient radiation effects on electronics, and blackout.</p> <p>e. Supervise construction of protective shelters in assigned area.</p> <p>f. Assign each element member to a protective shelter.</p> <p>g. Forward roster of all element NBC defense equipment operators to the CP using appropriate BFACS.</p>		



TASK STEPS AND PERFORMANCE MEASURES	GO	NO GO
<p>h. Provide instructions on audio and visual NBC alarms, MOPP level, and protective shelters.</p> <p>i. Inspect all NBC defense equipment for proper fit, serviceability, and accountability.</p> <p>j. Enforce field sanitation and personal hygiene measures.</p> <p>k. Inspect all element personnel for compliance with measures prescribed by the battalion and unit TSOP, OPORD, and commander's directives.</p> <p>l. Forward element completion report to CP using analog and/or digital communications or messenger.</p> <p>m. Enforce safety procedures LAW TSOP and applicable publications.</p> <p>n. Enforces environmental protection program procedures LAW TC 5-400.</p> <p>3. Unit personnel perform NBC defense preparatory tasks.</p> <p>a. Construct protective shelters at locations designated by element leaders.</p> <p>b. Improve fighting positions with consideration for blast, thermal, and radiation effects.</p> <p>c. Perform PMCS on all survey equipment, monitoring equipment, and chemical detection equipment.</p> <p>d. Zero all dosimeters using appropriate charger.</p> <p>e. Inspect protective masks and clothing for serviceability and accountability.</p> <p>f. Identify assigned protective shelters or defensive positions in case of an attack.</p> <p>g. Carry protective mask with hood, skin decontamination kit, and detector paper (as permitted by designated MOPP level).</p> <p>h. Store overgarments, overboots, and gloves within reach while at workstation (as permitted by designated MOPP level).</p>		

<b>TASK STEPS AND PERFORMANCE MEASURES</b>	<b>GO</b>	<b>NO GO</b>
i. Employ field sanitation and personal hygiene measures.		
j. Employ safety procedures IAW TSOP and publications.		
k. Employ environmental stewardship protection program procedures IAW TC 5-400.		

<b>TASK PERFORMANCE/EVALUATION SUMMARY BLOCK</b>							
ITERATION	1	2	3	4	5	M	TOTAL
TOTAL TASK STEPS EVALUATED							
TOTAL TASK STEPS "GO"							
TRAINING STATUS "GO/NO GO"							

“\*” indicates a leader task step.

<b>SUPPORTING INDIVIDUAL TASKS</b>		
<b>Task Number</b>	<b>Task Title</b>	<b>References</b>
031-503-1004	Protect Yourself From Chemical and Biological Injury/ Contamination Using Your M17-Series Protective Mask With Hood	STP 21-1-SMCT
031-503-1006	Protect Yourself From NBC Injury/Contamination When Drinking From Your Canteen While Wearing Your Protective Mask	STP 21-1-SMCT
031-503-1012	Protect Yourself From Chemical and Biological Injury/Contamination Using Your M24 or M25-Series Protective Mask With Hood	STP 21-1-SMCT
031-503-1015	Protect Yourself From NBC Injury/Contamination With Mission-Oriented Protective Posture (MOPP) Gear	STP 21-1-SMCT
031-503-1018	React to a Nuclear Hazard	STP 21-1-SMCT
031-503-1019	React to Chemical or Biological Hazard/Attack	STP 21-1-SMCT
031-503-1024	Replace Canister on Your M40-Series Protective Mask	STP 21-1-SMCT
031-503-1026	Maintain Your M40-Series Protective Mask With Hood	STP 21-1-SMCT

<b>Task Number</b>	<b>Task Title</b>	<b>References</b>
031-503-2013	Use and Perform Operator Maintenance on the IM174-Series Radiacmeter	STP 21-24-SMCT
031-503-2020	Use and Perform Operator Maintenance on the IM93 or IM147 Dosimeter and PP1578-Series Charger	STP 21-24-SMCT
031-503-3006	Supervise Radiation Monitoring	STP 21-24-SMCT
031-503-3008	Implement Mission-Oriented Protective Posture	STP 21-24-SMCT
031-503-3010	Supervise Employment of Nuclear, Biological, or Chemical Markers	STP 21-24-SMCT
031-504-3001	Supervise Positioning of the Chemical Agent Alarm	STP 21-24-SMCT
031-506-1052	Protect Yourself and Others From Chemical and Biological Injury/Contamination By Using (Entering or Exiting) a Collective Protection Shelter	STP 21-1-SMCT
850-001-3001	Control Mission Safety Hazards	STP 21-24-SMCT

**SUPPORTING COLLECTIVE TASKS: NONE**

**OPFOR TASKS AND STANDARDS: NONE**



TASK STEPS AND PERFORMANCE MEASURES	GO	NO GO
<p>e. Monitor employment of counter- and counter-counter-surveillance measures to ensure procedures are taken IAW TSOP and command guidance.</p> <p>f. Monitor employment of automated systems security and defense against DE devices preventive measures to ensure compliance with TSOP and command guidance.</p> <p>g. Perform "on-the-spot correction" when OPSEC weaknesses or violations are discovered.</p> <p>2. Unit personnel employ information security measures.</p> <p>a. Account for all OPORDs and annexes by requiring receipt signature during distribution.</p> <p>NOTE: OPORDs should be sent by secure analog and/or digital means when possible to reduce the number of written copies.</p> <p>b. Account for all SOIs/SSIs at all times.</p> <p>c. Control all operational information on a need-to-know basis.</p> <p>d. Maintain all classified information and materials in an authorized security container.</p> <p>e. Maintain emergency destruction instructions IAW applicable regulations and the TSOP.</p> <p>f. Maintain details of military activities separate from personnel activities.</p> <p>3. Unit personnel employ SIGSEC measures.</p> <p>a. Transmit mission essential information by secure radio or secure digital means only.</p> <p>NOTE: If situation permits, information should be transmitted by secure analog and/or digital device to minimize detection and voice transmissions.</p> <p>b. Employ authentication and encryption codes specified in the SOI/SSI.</p> <p>c. Employ code names for persons, equipment, units, and locations when transmitting over nonsecure means IAW SOI/SSI.</p>		

TASK STEPS AND PERFORMANCE MEASURES	GO	NO GO
<p>d. Transmit messages for no longer than 20 seconds.</p> <p>e. Report all COMSEC discrepancies/violations to higher HQ communications personnel.</p> <p>NOTE: Encryption may not be necessary with SINCGARS radios and digital communication.</p> <p>4. Unit personnel employ electronic protection.</p> <p>a. Tune equipment to assigned frequencies specified in current SOI/SSI.</p> <p>b. Observe, as directed, all radio silence periods.</p> <p>c. Employ correct anti-jamming procedures.</p> <p>d. Forward MJI Feeder Voice Template Report to battalion communications personnel within 10 minutes of the incident using analog and/or digital communications.</p> <p>5. Unit personnel employ counter-surveillance measures.</p> <p>a. Employ litter prevention measures that keep area free of trash, litter, or personal items.</p> <p>b. Employ measures that prevent creating footpaths and vehicle tracks between elements in the unit area.</p> <p>c. Set radio volumes and squelches to lowest possible setting.</p> <p>6. Unit personnel employ automated systems security.</p> <p>a. Position computers within an enclosure that provides controlled access.</p> <p>b. Secure all electrical facilities that support the system.</p> <p>c. Restrict access to the computer by use of classified passwords.</p> <p>d. Control all log-ons and file access by the use of unique operator passwords.</p> <p>e. Destroy all printouts of reports and lists as new ones are printed.</p>		

TASK STEPS AND PERFORMANCE MEASURES	GO	NO GO
7. Unit personnel employ defense against DE devices. <ul style="list-style-type: none"> <li>a. Position unit equipment and vehicles in covered or concealed locations.</li> <li>b. Cover glass or mirrors within line-of-sight of known threat locations.</li> <li>c. Wear laser safety goggles when laser devices are used in the immediate area.</li> </ul>		

TASK PERFORMANCE/EVALUATION SUMMARY BLOCK							
ITERATION	1	2	3	4	5	M	TOTAL
TOTAL TASK STEPS EVALUATED							
TOTAL TASK STEPS "GO"							
TRAINING STATUS "GO/NO GO"							

“\*” indicates a leader task step.

**SUPPORTING COLLECTIVE TASKS: NONE**

**OPFOR TASKS AND STANDARDS**

**TASK: CONDUCT AERIAL RECONNAISSANCE (63-OPFOR-1007)**

**CONDITION:** OPFOR HQ requires intelligence on the location and identification of enemy elements. Aircraft is dispatched to take photographs and conduct a visual inspection of enemy rear area.

**STANDARD:** 1. Photograph assigned sectors. 2. Make quick visual checks where cloud ceiling is low. 3. Locate enemy positions in the rear area, particularly support and storage bases, and C2 facilities. 4. Report PIR and other information requirements to OPFOR HQ.

**TASK: GATHER INTELLIGENCE (63-OPFOR-1008)**

**CONDITION:** Small OPFOR elements, operating in the rear area, are planning attacks on enemy bases. Information is needed to complete plans.

**STANDARD:** 1. Identify all PIR and other intelligence requirements. 2. Pass through any outpost, defensive wire, or warning devices undetected. 3. Move to an OP that offers cover and concealment and is close enough to gather PIR and other intelligence requirements. 4. Gather all PIR and other intelligence requirements. 5. Withdraw from area undetected. 6. Report all information to OPFOR HQ.

**TASK: CONDUCT ELECTRONIC WARFARE (63-OPFOR-1012)**

**CONDITION:** OPFOR employs a large number of radio detection finding sets, along with ground and airborne communications analysts, to monitor enemy forces for loose communications security practices.

**STANDARD:** 1. Locate the positions of enemy command, intelligence, and logistics radio nets. 2. Forward locations to OPFOR HQ. 3. Use jamming signals against enemy radio receivers. 4. Monitor enemy radio nets for intelligence information.





TASK STEPS AND PERFORMANCE MEASURES	GO	NO GO
2. Unit personnel exchange MOPP gear. <ul style="list-style-type: none"> <li>a. Perform individual decontamination of load-bearing equipment.</li> <li>b. Remove contaminated hoods and outer garment using the buddy system.</li> <li>c. Don fresh overgarments, overshoes, and gloves by using the buddy system.</li> <li>d. Secure hood using the buddy system.</li> <li>e. Secure individual load-bearing equipment.</li> </ul>		

TASK PERFORMANCE/EVALUATION SUMMARY BLOCK							
ITERATION	1	2	3	4	5	M	TOTAL
TOTAL TASK STEPS EVALUATED							
TOTAL TASK STEPS "GO"							
TRAINING STATUS "GO/NO GO"							

“\*” indicates a leader task step.

SUPPORTING INDIVIDUAL TASKS		
Task Number	Task Title	References
031-503-1007	Decontaminate Your Skin and Personal Equipment Using an M258A1 Decontamination Kit	STP 21-1-SMCT
031-503-1023	Protect Yourself From NBC Injury/Contamination When Changing Mission-Oriented Protective Posture (MOPP) Gear	STP 21-1-SMCT
031-503-1024	Replace Canister on Your M40-Series Protective Mask	STP 21-1-SMCT
031-503-1025	Protect Yourself From Chemical and Biological Injury/ Contamination Using Your M40-Series Protective Mask With Hood	STP 21-1-SMCT

<b>Task Number</b>	<b>Task Title</b>	<b>References</b>
031-503-1033	Decontaminate Your Skin Using the M291 Skin Decontaminating Kit (SDK)	STP 21-1-SMCT
031-503-1034	Decontaminate Your Individual Equipment Using the M295 Individual Equipment Decontamination Kit (IEDK)	STP 21-1-SMCT
031-503-2012	Supervise the Fitting of Protective Masks	STP 21-24-SMCT
031-503-3009	Lead MOPP Gear Exchange	STP 21-24-SMCT
031-507-3003	Supervise Hasty Decontamination	STP 21-24-SMCT

**OPFOR TASKS AND STANDARDS: NONE**



TASK STEPS AND PERFORMANCE MEASURES	GO	NO GO
<p>2. Unit prepares for decontamination.</p> <ul style="list-style-type: none"> <li>a. Completes basic soldier skill decontamination prior to leaving old AO.</li> <li>b. Prioritizes vehicles based on commander's guidance.</li> <li>c. Closes all windows and flaps on vehicles.</li> <li>d. Removes all items from inside vehicle that cannot be decontaminated by using DS2.</li> <li>e. Moves vehicles and equipment to the decontamination site.</li> </ul> <p>3. Unit processes vehicles and equipment through the decontamination site.</p> <ul style="list-style-type: none"> <li>a. Processes vehicles and equipment IAW directions of the decontamination element during decontamination operations.</li> <li>b. Moves vehicles to unit motor pool area after decontamination is completed.</li> <li>c. Employs safety procedures IAW TSOP and publications.</li> <li>d. Employs environmental stewardship protection program procedures.</li> </ul> <p>4. Unit clears the decontamination site.</p> <ul style="list-style-type: none"> <li>a. Provides assistance to decontamination element, as required.</li> <li>b. Employs safety procedures IAW TSOP and publications.</li> <li>c. Employs environmental stewardship protection program procedures.</li> <li>d. Forwards completion report to higher HQ staff element using analog or digital communications.</li> </ul>		

TASK PERFORMANCE/EVALUATION SUMMARY BLOCK							
ITERATION	1	2	3	4	5	M	TOTAL
TOTAL TASK STEPS EVALUATED							
TOTAL TASK STEPS "GO"							
TRAINING STATUS "GO/NO GO"							

“\*” indicates a leader task step.

SUPPORTING INDIVIDUAL TASKS		
Task Number	Task Title	References
031-503-1007	Decontaminate Your Skin and Personal Equipment Using an M258A1 Decontamination Kit	STP 21-1-SMCT
031-503-1034	Decontaminate Your Individual Equipment Using the M295 Individual Equipment Decontamination Kit (IEDK)	STP 21-1-SMCT
031-503-3009	Lead MOPP Gear Exchange	STP 21-24-SMCT

**OPFOR TASKS AND STANDARDS: NONE**



TASK STEPS AND PERFORMANCE MEASURES	GO	NO GO
<p>g. Don protective mask with hood within 15 seconds after flash and blast have passed.</p> <p>h. Commence continuous monitoring.</p> <p>i. Protect all food, water, and mission essential supplies from contamination.</p> <p>j. Continue to improve positions prior to the arrival of fallout.</p> <p>k. Request permission to move out of the expected hazard area, if mission permits, using analog and digital communications.</p> <p>l. Report radiation exposure status to S2/S3 using analog and/or digital communications.</p> <p>2. Unit personnel reorganizes unit area.</p> <p>a. Inspects immediate area for casualties and damaged equipment.</p> <p>b. Forwards NBC 4 nuclear report to higher HQ using analog and/or digital communications.</p> <p>c. Performs ADC operations.</p> <p>d. Treats casualties.</p> <p>NOTE: See Task 08-2-0003.63-0001 for detailed treatment procedures.</p> <p>e. Transports casualties.</p> <p>NOTE: See Task 63-2-4316 for detailed casualty transportation procedures.</p> <p>f. Reestablishes chain of command.</p> <p>g. Resumes operational mission within time established by the higher HQ.</p> <p>h. Forwards casualty reports to higher HQ using analog and/or digital communications.</p>		



TASK PERFORMANCE/EVALUATION SUMMARY BLOCK							
ITERATION	1	2	3	4	5	M	TOTAL
TOTAL TASK STEPS EVALUATED							
TOTAL TASK STEPS "GO"							
TRAINING STATUS "GO/NO GO"							

“\*” indicates a leader task step.

SUPPORTING INDIVIDUAL TASKS		
Task Number	Task Title	References
031-503-1018	React to a Nuclear Hazard	STP 21-1-SMCT
031-503-2004	Prepare and Submit NBC 4 Reports	STP 21-24-SMCT
031-503-3005	Prepare and Submit NBC 1 Reports	STP 21-24-SMCT
031-503-3006	Supervise Radiation Monitoring	STP 21-24-SMCT
031-503-3008	Implement Mission-Oriented Protective Posture	STP 21-24-SMCT
850-001-3001	Control Mission Safety Hazards	STP 21-24-SMCT

#### OPFOR TASKS AND STANDARDS

**TASK: DISRUPT ENEMY MOVEMENT AND OPERATIONS USING TACTICAL NUCLEAR WEAPONS (63-OPFOR-1002)**

**CONDITION:** Tactical nuclear weapons are employed against key locations in the rear area.

**STANDARD:** 1. Disrupt or delay movement of equipment and supplies to forward areas. 2. Destroy enemy equipment and supplies. 3. Inflict nuclear casualties among enemy troops. 4. Deny enemy use of specified areas. 5. Contaminate enemy equipment and supplies.



TASK STEPS AND PERFORMANCE MEASURES	GO	NO GO
<p>f. Report current situation to S2/S3 as changes occur using analog and/or digital communications.</p> <p>g. Provide "All Clear" signal as soon as attack is over.</p> <p>h. Decrease perimeter manning level as tactical situation permits.</p> <p>i. Direct reorganization until unit returns to normal operational level.</p> <p>j. Forward casualty and battle damage reports to appropriate staff elements using analog and/or digital communications.</p> <p>2. Unit responds to a Level I attack.</p> <p>a. Sounds prescribed attack alarm.</p> <p>b. Occupies fighting positions, as directed.</p> <p>c. Continues normal operational mission with weapons and protective mask within reach, as directed.</p> <p>d. Assembles at predesignated rally point (internal reaction force).</p> <p>e. Employs challenge and password to all personnel on CP defensive lines during night operations.</p> <p>f. Engages Level I threat with all available fire until threat is defeated and driven from the CP area.</p> <p>g. Identifies casualties and weapon systems/equipment damages.</p> <p>h. Forwards SITREP to unit CP using analog and/or digital communications or messenger.</p> <p>3. Unit responds to the effects of a Level I attack.</p> <p>a. Replaces key injured personnel.</p> <p>b. Replaces weapon systems that are destroyed during engagement.</p>		

TASK STEPS AND PERFORMANCE MEASURES	GO	NO GO
<p>c. Relocates compromised fighting positions.</p> <p>d. Camouflages positions.</p> <p>e. Treats casualties.</p> <p>NOTE: See Task 08-2-0003.63-0001 for detailed treatment procedures.</p> <p>f. Transports casualties.</p> <p>NOTE: See Task 63-2-4316 for detailed casualty transportation procedures.</p> <p>g. Performs ADC operations.</p> <p>NOTE: See Task 63-2-4028 for detailed ADC procedures.</p> <p>h. Inspects communication lines for breaks or tampering.</p> <p>i. Forwards personnel and equipment status report to unit CP using analog and digital communications or messenger.</p> <p>j. Assembles KIAs and personal effects at designated location.</p> <p>NOTE: See Task 10-2-4513 for detailed MA procedures.</p> <p>k. Moves all EPW to a designated collection area.</p> <p>NOTE: See Task 63-2-4304 for details on EPW processing.</p>		

TASK PERFORMANCE/EVALUATION SUMMARY BLOCK							
ITERATION	1	2	3	4	5	M	TOTAL
TOTAL TASK STEPS EVALUATED							
TOTAL TASK STEPS "GO"							
TRAINING STATUS "GO/NO GO"							

“\*” indicates a leader task step.

<b>SUPPORTING INDIVIDUAL TASKS</b>		
<b>Task Number</b>	<b>Task Title</b>	<b>References</b>
071-430-0002	Conduct a Defense By a Squad	STP 21-24-SMCT
071-430-0003	Consolidate a Squad Following Enemy Contact While in the Defense	STP 21-24-SMCT
071-430-0004	Reorganize a Squad Following Enemy Contact While in the Defense	STP 21-24-SMCT
071-430-0006	Conduct a Defense By a Platoon	STP 21-24-SMCT

#### OPFOR TASKS AND STANDARDS

##### TASK: CONDUCT RAID (63-OPFOR-1009)

CONDITION: OPFOR element has occupied an objective rally point and has orders to conduct a raid on a CSS base.

STANDARD: 1. Surprise enemy forces. 2. Assault enemy support base and accomplish assigned tasks. 3. Destroy specified equipment and supplies. 4. Avoid decisive engagement. 5. Withdraw all personnel from objective area(s) within time prescribed. 6. Obtain all PIR from raid site.

##### TASK: CONDUCT TERRORIST AND SABOTEUR ATTACKS (63-OPFOR-1013)

CONDITION: OPFOR dispatches small teams into enemy rear area to disrupt CSS operations.

STANDARD: 1. Locate rear support bases and C2 facilities. 2. Delay and disrupt CSS operations through probes. 3. Infiltrate CSS bases to conduct sabotage and terrorist activities. 4. Inflict casualties. 5. Destroy supplies and equipment.



TASK STEPS AND PERFORMANCE MEASURES	GO	NO GO
<p>f. Coordinate defense preparations with adjacent units analog and/or digital communications.</p> <p>g. Direct preliminary loading of nonessential equipment and supplies.</p> <p>h. Direct positioning of vehicles for immediate exit.</p> <p>2. Unit performs pre-engagement activities.</p> <p>a. Occupies fighting positions (designated soldiers only).</p> <p>b. Employs MOPP2, as a minimum.</p> <p>c. Moves response force to predesignated positions within the nearest cluster.</p> <p>d. Moves supplies to predetermined positions within the nearest cluster.</p> <p>e. Loads all nonessential equipment and supplies.</p> <p>f. Positions vehicles for rapid dispersion.</p> <p>g. Maintains surveillance of assigned sector(s).</p> <p>h. Maintains NBC surveillance.</p> <p>i. Maintains strict light and noise discipline.</p>		

TASK PERFORMANCE/EVALUATION SUMMARY BLOCK							
ITERATION	1	2	3	4	5	M	TOTAL
TOTAL TASK STEPS EVALUATED							
TOTAL TASK STEPS "GO"							
TRAINING STATUS "GO/NO GO"							

“\*” indicates a leader task step.

<b>SUPPORTING INDIVIDUAL TASKS</b>		
<b>Task Number</b>	<b>Task Title</b>	<b>References</b>
031-503-1015	Protect Yourself From NBC Injury/Contamination With Mission-Oriented Protective Posture (MOPP) Gear	STP 21-1-SMCT
031-503-2012	Supervise the Fitting of Protective Masks	STP 21-24-SMCT
031-503-3008	Implement Mission-Oriented Protective Posture	STP 21-24-SMCT
071-326-0513	Select Temporary Fighting Positions	STP 21-1-SMCT
071-326-5704	Supervise Construction of a Fighting Position	STP 21-24-SMCT
071-328-5301	Inspect Personnel/Equipment	STP 21-24-SMCT
071-331-0815	Practice Noise, Light, and Litter Discipline	STP 21-1-SMCT

**OPFOR TASKS AND STANDARDS: NONE**





TASK STEPS AND PERFORMANCE MEASURES	GO	NO GO
<p>f. Coordinate for indirect fire and smoke support with S2/S3 using analog and/or digital communications.</p> <p>g. Brief rear security party.</p> <p>h. Brief location of new assembly area and designated route.</p> <p>2. Unit prepares for hasty displacement.</p> <p>a. Dismantles tentage, antennas, and other equipment as directed by the chain of command.</p> <p>NOTE: This performance measure is executed emphasizing speed rather than standard procedures.</p> <p>b. Loads equipment IAW commander's guidance.</p> <p>c. Positions vehicles for departure on notice.</p> <p>d. Maintains local security while awaiting orders to move.</p> <p>3. Unit destroys non-medical supplies, equipment, and documents that have been designated for abandonment.</p> <p>a. Destroys documents IAW TSOP.</p> <p>b. Destroys supplies IAW appropriate TM and TSOP.</p> <p>c. Renders equipment inoperative IAW appropriate TM.</p> <p>4. Unit departs area.</p> <p>a. Conducts orderly departure from area without excessive noises.</p> <p>b. Moves elements to new assembly area via prescribed route.</p> <p>5. Rear security party provides security for unit displacement.</p> <p>a. Occupies fighting positions.</p> <p>b. Exits area as soon as last element has departed.</p> <p>NOTE: If threat elements are in the area and must be engaged, delete existing subparagraph "b" above and insert the following performance measures. b. Engages threat, when sighted, with all available weapons. c. Performs disengagement under fire to supplementary positions. d. Exits area by available means.</p>		

TASK PERFORMANCE/EVALUATION SUMMARY BLOCK							
ITERATION	1	2	3	4	5	M	TOTAL
TOTAL TASK STEPS EVALUATED							
TOTAL TASK STEPS "GO"							
TRAINING STATUS "GO/NO GO"							

“\*” indicates a leader task step.

SUPPORTING INDIVIDUAL TASKS		
Task Number	Task Title	References
061-283-6003	Adjust Indirect Fire	STP 21-24-SMCT
071-325-4407	Employ Hand Grenades	STP 21-1-SMCT
071-326-0503	Move Over, Through, or Around Obstacles (Except Minefields)	STP 21-1-SMCT
071-326-0510	React to Indirect Fire While Dismounted	STP 21-1-SMCT

**SUPPORTING COLLECTIVE TASKS: NONE**

**OPFOR TASKS AND STANDARDS**

**TASK: MAINTAIN CONTACT (63-OPFOR-1011)**

**CONDITION:** OPFOR element is tactically engaged with enemy base defense forces. Enemy forces are withdrawing under pressure.

**STANDARD:** 1. Engage enemy forces decisively. 2. Advance own unit or forces as enemy withdraws. 3. Inflict casualties.



TASK STEPS AND PERFORMANCE MEASURES	GO	NO GO
<p>f. Forward SHELLREPs to S2/S3 using analog and/or digital communications.</p> <p>g. Maintain communications with the S2/S3 using analog and/or digital communications.</p> <p>h. Direct unit by fire and maneuver to repel and/or delay penetration of threat forces into the CP area.</p> <p>i. Maintain current situation map with all known friendly and threat locations using analog and/or digital communications.</p> <p>2. Unit personnel react to threat.</p> <p>a. Sound attack alarm.</p> <p>b. Occupy defensive positions.</p> <p>c. Forward SALUTE report to CP using analog and/or digital communications.</p> <p>d. Engage threat with organic weapons without compromising positions.</p> <p>e. Conduct tactical fire and maneuver to repel and/or delay penetration into CP defense.</p> <p>f. Forward SITREP to CP using analog and/or digital communications.</p> <p>g. Treat casualties with life-threatening wounds or injuries first.</p> <p>h. Replace injured key personnel.</p> <p>i. Replace weapons systems that are destroyed during the engagement.</p> <p>3. Unit personnel react to indirect fire.</p> <p>a. Sound alarm by shouting "incoming" and following TSOP and/or leader's commands.</p> <p>b. Seek overhead cover protection of fighting position.</p> <p>c. Don protective masks within 9 seconds (with hood, within 15 seconds).</p>		

TASK STEPS AND PERFORMANCE MEASURES	GO	NO GO
<p>d. Forward SHELLREP to unit CP using analog and/or digital communications.</p> <p>e. Conduct standard unmasking procedures, if chemical detector kit or detector paper is not available.</p> <p>*4. Commander and leaders coordinate indirect fire support.</p> <p>a. Coordinate preplanned fires with the S2/S3 fire support element using analog and/or digital communications.</p> <p>b. Establish communications with fire support operations center using analog and/or digital communications.</p> <p>c. Request fire support using proper procedures and terminology using analog and/or digital communications as time permits.</p> <p>d. Adjust fires on target, as necessary.</p> <p>e. Terminate fire mission using analog and/or digital communications as time permits.</p> <p>f. Report effects of fires to S2/S3 using analog and/or digital communications.</p> <p>*5. Commander and leaders direct CAS.</p> <p>a. Coordinate CAS mission through the S2/S3 using analog and/or digital communications.</p> <p>b. Coordinate communications with CAS strike leader through the S2/S3 using analog and/or digital communications.</p> <p>c. Prepare unit area for CAS strikes.</p> <p>d. Identify friendly positions by use of colored smoke.</p> <p>e. Identify targets to strike leader.</p> <p>f. Adjust air strikes on target(s).</p> <p>g. Terminate CAS mission.</p>		

TASK STEPS AND PERFORMANCE MEASURES	GO	NO GO
h. Report strike effects to S2/S3 using analog and/or digital communications.		
i. Forward SITREP to S2/S3 using analog and/or digital communications.		

TASK PERFORMANCE/EVALUATION SUMMARY BLOCK							
ITERATION	1	2	3	4	5	M	TOTAL
TOTAL TASK STEPS EVALUATED							
TOTAL TASK STEPS "GO"							
TRAINING STATUS "GO/NO GO"							

“\*” indicates a leader task step.

SUPPORTING INDIVIDUAL TASKS		
Task Number	Task Title	References
031-503-3008	Implement Mission-Oriented Protective Posture	STP 21-24-SMCT
061-283-6003	Adjust Indirect Fire	STP 21-24-SMCT
071-311-2007	Engage Targets With an M16A1 or M16A2 Rifle	STP 21-1-SMCT
071-312-3031	Engage Targets With an M60 Machine Gun	STP 21-1-SMCT
071-325-4407	Employ Hand Grenades	STP 21-1-SMCT
071-326-0510	React to Indirect Fire While Dismounted	STP 21-1-SMCT
071-430-0002	Conduct a Defense By a Squad	STP 21-24-SMCT

## OPFOR TASKS AND STANDARDS

## TASK: CONDUCT AIR ATTACKS (63-OPFOR-1006)

CONDITION: OPFOR elements in the rear area have forwarded the positions of enemy support sites and/or the locations of road march elements to OPFOR HQ. OPFOR aircraft have been dispatched to attack enemy installations or convoys.

STANDARD: 1. Locate command and control site(s) or convoys. 2. Conduct attack runs on designated target(s). 3. Destroy enemy equipment, supplies, vehicles, and personnel.

## TASK: ATTACK (63-OPFOR-1010)

CONDITION: Enemy rear area CSS base has been located by OPFOR element. PIR and other intelligence requirements have been obtained by OPFOR patrols. OPFOR element has automatic and anti-armor weapons, and light mortars. OPFOR element is the size of approximately two platoons.

STANDARD: 1. Develop an attack plan. 2. Initiate attack using a scheme of maneuver that exploits enemy flanks, gaps, and identified weaknesses. 3. Use covered and concealed routes to approach enemy forces flanks, gaps, or weakly held areas. 4. Employ indirect fire to support attack. 5. Penetrate enemy defenses. 6. Destroy all equipment and supplies. 7. Inflict heavy casualties. 8. Isolate the CSS base by blocking reinforcements. 9. Force enemy units to displace. 10. Withdraw before CSS base is reinforced with tactical combat forces.

## TASK: MAINTAIN CONTACT (63-OPFOR-1011)

CONDITION: OPFOR element is tactically engaged with enemy base defense forces. Enemy forces are withdrawing under pressure.

STANDARD: 1. Engage enemy forces decisively. 2. Advance own unit or forces as enemy withdraws. 3. Inflict casualties.



- ELEMENTS:** Company Headquarters  
 3 Truck Platoon Headquarters  
 6 Truck Squads  
 Maintenance Section  
 2 Light Truck Platoon Headquarters  
 4 Light Truck Squads  
 Light and Medium Truck Platoon Headquarters  
 Light Truck Squad  
 Medium Truck Squad

**TASK:** Perform Withdrawal Under Fire (63-2-4025) (FM 7-10, FM 21-75, FM 3-4, FM 3-5)

**ITERATION** 1 2 3 4 5 M (circle)

**COMMANDER/LEADER ASSESSMENT** T P U (circle)

**CONDITIONS:** The unit is currently engaging threat elements along its defensive sector. The S2/S3 has directed withdrawal to supplementary fighting positions. The unit has analog and/or digital communications with higher HQ. The higher HQ OPORD, the unit TSOP, and higher HQ TSOP are available. Execution times have been established for relocation activities, including indirect fires to cover withdrawal operations. The unit is required to furnish internal smoke screening in addition to pre-planned smoke-screen fires from support artillery. This task is performed under all day and night environmental conditions. The unit is subject to air, NBC, and all levels of threat forces attacks. Some iterations of this task should be performed in MOPP4.

**TASK STANDARDS:** Supplementary positions are occupied and unit is prepared to engage threat. Withdrawal actions are performed using techniques outlined in the unit TSOP and OPORD. At MOPP4 performance degradation factors increase time required for withdrawal under fire.

TASK STEPS AND PERFORMANCE MEASURES	GO	NO GO
*1. Commander and leaders supervise disengagement under fire. <ul style="list-style-type: none"> <li>a. Maintain situational awareness using analog and/or digital communications or messenger.</li> <li>b. Identify disengagement method to be used.</li> <li>c. Designate movement element (first element).</li> <li>d. Designate base of fire element (second element).</li> <li>e. Brief element leaders on disengagement phases and procedures.</li> </ul>		

TASK STEPS AND PERFORMANCE MEASURES	GO	NO GO
<p>f. Monitor execution of disengagement for compliance with commander's directives.</p> <p>g. Forward completion report to S2/S3 using analog and/or digital communications or messenger.</p> <p>2. Unit performs fire and movement to rear.</p> <p>a. Coordinates for execution of fire and movement among elements (all elements).</p> <p>b. Employs smoke grenades that provide a screen to cover disengagement.</p> <p>c. Lays down a base of fire with all available weapons (second element).</p> <p>d. Moves from primary to supplementary fighting positions (first element).</p> <p>e. Lays down a base of fire with all available weapons (first element).</p> <p>f. Moves from primary to supplementary fighting positions (second element).</p> <p>g. Reestablishes sectors of fire within 10 minutes of move.</p> <p>h. Forwards completion report to the CP using analog and/or digital communications or messenger.</p>		

TASK PERFORMANCE/EVALUATION SUMMARY BLOCK							
ITERATION	1	2	3	4	5	M	TOTAL
TOTAL TASK STEPS EVALUATED							
TOTAL TASK STEPS "GO"							
TRAINING STATUS "GO/NO GO"							

“\*” indicates a leader task step.

**SUPPORTING COLLECTIVE TASKS: NONE**

ARTEP 55-718-30-MTP

OPFOR TASKS AND STANDARDS

TASK: MAINTAIN CONTACT (63-OPFOR-1011)

CONDITION: OPFOR element is tactically engaged with enemy base defense forces. Enemy forces are withdrawing under pressure.

STANDARD: 1. Engage enemy forces decisively. 2. Advance own unit or forces as enemy withdraws. 3. Inflict casualties.



TASK STEPS AND PERFORMANCE MEASURES	GO	NO GO
<p>g. Reassign fighting positions and sectors of fire.</p> <p>h. Supervise replacement and/or reconstruction of fighting positions, camouflage, and obstacles.</p> <p>i. Prepare updated unit defense sketch.</p> <p>j. Forward sketch to the S2/S3 using digital/analog device or messenger.</p> <p>k. Forward personnel, weapons, and equipment status report to the S1 and S4 using analog and/or digital communications or messenger.</p> <p>2. Unit performs defensive reorganization activities.</p> <p>a. Mans all critical weapon systems.</p> <p>b. Redistributes ammunition to all fighting positions.</p> <p>c. Reports ammunition status to CP using analog and/or digital communications or messenger.</p> <p>d. Occupies newly assigned fighting positions.</p> <p>e. Establishes new sectors of fire.</p> <p>f. Performs PMCS on assigned weapons.</p> <p>g. Reconstructs fighting positions.</p> <p>h. Reconstructs obstacles and warning devices.</p> <p>i. Replaces damaged camouflage.</p> <p>j. Reports all threat activities to CP using analog and/or digital communications or messenger.</p> <p>k. Treats casualties.</p> <p>NOTE: See Task 08-2-0003.63-0001 for detailed treatment procedures.</p>		

<b>TASK STEPS AND PERFORMANCE MEASURES</b>	<b>GO</b>	<b>NO GO</b>
l. Transports casualties.  NOTE: See Task 63-2-4316 for detailed casualty transportation procedures.  m. Reports all casualties to CP using analog and/or digital communications or messenger.		

<b>TASK PERFORMANCE/EVALUATION SUMMARY BLOCK</b>							
<b>ITERATION</b>	<b>1</b>	<b>2</b>	<b>3</b>	<b>4</b>	<b>5</b>	<b>M</b>	<b>TOTAL</b>
TOTAL TASK STEPS EVALUATED							
TOTAL TASK STEPS "GO"							
TRAINING STATUS "GO/NO GO"							

“\*” indicates a leader task step.

<b>SUPPORTING INDIVIDUAL TASKS</b>		
<b>Task Number</b>	<b>Task Title</b>	<b>References</b>
031-503-3009	Lead MOPP Gear Exchange	STP 21-24-SMCT
071-430-0004	Reorganize a Squad Following Enemy Contact While in the Defense	STP 21-24-SMCT
081-831-1000	Evaluate a Casualty	STP 21-1-SMCT
093-401-5000	Identify Unexploded Ordnance (UXO) Hazards	STP 21-1-SMCT
191-377-5250	Handle Enemy Personnel and Equipment	STP 21-24-SMCT

**SUPPORTING COLLECTIVE TASKS: NONE**

**OPFOR TASKS AND STANDARDS: NONE**

**ELEMENTS:** Company Headquarters  
 3 Truck Platoon Headquarters  
 6 Truck Squads  
 Maintenance Section  
 2 Light Truck Platoon Headquarters  
 4 Light Truck Squads  
 Light and Medium Truck Platoon Headquarters  
 Light Truck Squad  
 Medium Truck Squad

**TASK:** Execute Battle Handover (63-2-4027) (FM 7-10, FM 21-75, FM 3-4)

**ITERATION** 1 2 3 4 5 M (circle)

**COMMANDER/LEADER ASSESSMENT** T P U (circle)

**CONDITIONS:** The S2/S3 has issued a FRAGO directing the unit to prepare to hand the current engagement over to the TCF or MP area security elements. The unit has analog and/or digital communications with higher HQ. The higher HQ OPORD, unit TSOP, and higher HQ TSOP are available. TCF or MP units are located in an assembly area awaiting deployment. Contact with the enemy has been broken. Indirect fire and smoke have been coordinated to cover disengagement and handover operations. TCF or MP elements are required to assume responsibility for defensive operations until the unit defense is released again to the commander. This task is performed under all day and night environmental conditions. The unit is subject to air, NBC, and all levels of threat forces attacks. Some iterations of this task should be performed in MOPP4.

**TASK STANDARDS:** Battle handover operations are conducted IAW the TSOP and current FRAGO and are undetected by threat. At MOPP4, battle handover operations are significantly degraded.

TASK STEPS AND PERFORMANCE MEASURES	GO	NO GO
*1. Commander and leaders supervise battle handover assistance. <ul style="list-style-type: none"> <li>a. Maintain situational awareness using analog and/or digital communications.</li> <li>b. Coordinate with S2/S3 location of battle handover line and contact points in the unit's assigned area.</li> <li>c. Coordinate with S2/S3 for information on indirect fire and smoke support using analog and/or digital communications.</li> <li>d. Disseminate battle handover information to subordinate elements using analog and/or digital communications or messenger.</li> </ul>		

TASK STEPS AND PERFORMANCE MEASURES	GO	NO GO
<p>e. Redeploy troops to assist in handover using analog and/or digital communications or messenger.</p> <p>f. Maintain communication with TCF or MP elements using analog and/or digital communications or messenger.</p> <p>g. Exchange tactical information with TCF or MP element counterpart using analog and/or digital communications or messenger.</p> <p>h. Forward handover completion report to S2/S3 using analog and/or digital communications.</p> <p>2. Unit provides battle handover assistance.</p> <p>a. Establishes contact points.</p> <p>b. Establishes overwatch positions.</p> <p>c. Marks TCF or MP unit routes.</p> <p>d. Guides TCF or MP units along specified routes.</p> <p>e. Provides overwatch for TCF or MP.</p> <p>f. Forwards handover completion report to CP using analog and/or digital communications.</p>		

TASK PERFORMANCE/EVALUATION SUMMARY BLOCK							
ITERATION	1	2	3	4	5	M	TOTAL
TOTAL TASK STEPS EVALUATED							
TOTAL TASK STEPS "GO"							
TRAINING STATUS "GO/NO GO"							

“\*” indicates a leader task step.



<b>SUPPORTING INDIVIDUAL TASKS</b>		
<b>Task Number</b>	<b>Task Title</b>	<b>References</b>
071-329-1001	Identify Terrain Features on a Map	STP 21-1-SMCT
071-329-1008	Measure Distance on a Map	STP 21-1-SMCT

**SUPPORTING COLLECTIVE TASKS: NONE****OPFOR TASKS AND STANDARDS****TASK: ATTACK (63-OPFOR-1010)**

**CONDITION:** Enemy rear area CSS base has been located by OPFOR element. PIR and other intelligence requirements have been obtained by OPFOR patrols. OPFOR element has automatic and anti-armor weapons, and light mortars. OPFOR element is the size of approximately two platoons.

**STANDARD:** 1. Develop an attack plan. 2. Initiate attack using a scheme of maneuver that exploits enemy flanks, gaps, and identified weaknesses. 3. Use covered and concealed routes to approach enemy forces flanks, gaps, or weakly held areas. 4. Employ indirect fire to support attack. 5. Penetrate enemy defenses. 6. Destroy all equipment and supplies. 7. Inflict heavy casualties. 8. Isolate the CSS base by blocking reinforcements. 9. Force enemy units to displace. 10. Withdraw before CSS base is reinforced with tactical combat forces.

**TASK: MAINTAIN CONTACT (63-OPFOR-1011)**

**CONDITION:** OPFOR element is tactically engaged with enemy base defense forces. Enemy forces are withdrawing under pressure.

**STANDARD:** 1. Engage enemy forces decisively. 2. Advance own unit or forces as enemy withdraws. 3. Inflict casualties.



TASK STEPS AND PERFORMANCE MEASURES	GO	NO GO
<p>e. Supervise unit restoration activities.</p> <p>f. Coordinate additional support requirements with Control and Assessment CP using analog and/or digital communications or messenger.</p> <p>g. Coordinate dispatch of ADC teams with Control and Assessment CP using analog and/or digital communications.</p> <p>*2. Commander and leaders organize unit ADC teams.</p> <p>a. Assemble required team members and equipment IAW the higher HQ OPORD and TSOP.</p> <p>b. Dispatch control and assessment team personnel and equipment to Control and Assessment CP.</p> <p>c. Organize decontamination squad(s) and light rescue squad(s) as prescribed by TSOP and higher HQ S4 guidance.</p> <p>d. Brief decontamination and rescue squads.</p> <p>e. Dispatch decontamination and rescue squads as directed by Control and Assessment CP.</p> <p>3. Unit performs restoration activities.</p> <p>a. Establishes barrier and/or checkpoints that deny access to danger areas such as those containing unexploded ordnance, POL fires, and damaged structures.</p> <p>b. Treats casualties.</p> <p>NOTE: See Task 08-2-0003.63-0001 for detailed treatment procedures.</p> <p>c. Transports casualties.</p> <p>NOTE: See Task 63-2-4316 for detailed casualty transportation procedures.</p> <p>d. Relocates major items of equipment and supplies to safe areas.</p> <p>e. Conducts fire fighting operations until all threatening fires are extinguished.</p>		

TASK STEPS AND PERFORMANCE MEASURES	GO	NO GO
f. Employs NBC defense measures.  g. Removes rubble, debris, and inoperative vehicles and equipment (mission essential only).  h. Reports locations of fires and unexploded ordnance to control and assessment team using analog and/or digital communications.  i. Employs safety procedures IAW TSOP and publications.  j. Employs environmental stewardship protection program procedures.		

TASK PERFORMANCE/EVALUATION SUMMARY BLOCK							
ITERATION	1	2	3	4	5	M	TOTAL
TOTAL TASK STEPS EVALUATED							
TOTAL TASK STEPS "GO"							
TRAINING STATUS "GO/NO GO"							

“\*” indicates a leader task step.

SUPPORTING INDIVIDUAL TASKS		
Task Number	Task Title	References
031-503-3010	Supervise Employment of Nuclear, Biological, or Chemical Markers	STP 21-24-SMCT
071-430-0007	Consolidate a Platoon Following Enemy Contact While in the Defense	STP 21-24-SMCT
071-430-0008	Reorganize a Platoon Following Enemy Contact While in the Defense	STP 21-24-SMCT
081-831-0101	Request Medical Evacuation	STP 21-24-SMCT
081-831-1000	Evaluate a Casualty	STP 21-1-SMCT
081-831-1005	Prevent Shock	STP 21-1-SMCT
081-831-1007	Give First Aid for Burns	STP 21-1-SMCT
081-831-1016	Put on a Field Or Pressure Dressing	STP 21-1-SMCT
081-831-1017	Put on a Tourniquet	STP 21-1-SMCT
081-831-1025	Apply a Dressing to an Open Abdominal Wound	STP 21-1-SMCT
081-831-1026	Apply a Dressing to an Open Chest Wound	STP 21-1-SMCT
081-831-1033	Apply a Dressing to an Open Head Wound	STP 21-1-SMCT
081-831-1034	Splint a Suspected Fracture	STP 21-1-SMCT

OPFOR TASKS AND STANDARDS: NONE



TASK STEPS AND PERFORMANCE MEASURES	GO	NO GO
<p>*2. Convoy commander relays NBC information to march element(s).</p> <ul style="list-style-type: none"> <li>a. Notifies convoy element(s) of exact location and type of chemical contamination using analog and/or digital communications.</li> <li>b. Plots contaminated area on map overlays and in digital device.</li> <li>c. Provides required protective measures and MOPP level designation to march element(s).</li> <li>d. Designates assembly area for each element for preparation of crossing the contaminated area.</li> <li>e. Directs required protective measures and MOPP level for assembly areas.</li> <li>f. Reports locations of assembly areas, halt time, and tentative resumption time to the higher HQ staff element using analog and/or digital communications.</li> <li>g. Forwards NBC 1 chemical report to higher HQ staff element using analog and/or digital communications.</li> </ul> <p>3. Convoy elements occupy assembly area(s).</p> <ul style="list-style-type: none"> <li>a. Move into assembly area without halting on the route of march.</li> <li>b. Establish perimeter security with 360-degree surveillance and crew-served weapons positioned along likely avenues of approach.</li> <li>c. Employ camouflage techniques, with emphasis on positioning mirrors toward the ground and parking vehicles in an area with overhead cover.</li> <li>d. Perform essential after-operation PMCS IAW applicable TM.</li> </ul>		

TASK STEPS AND PERFORMANCE MEASURES	GO	NO GO
<p>*4. Convoy commander selects crossing route.</p> <ul style="list-style-type: none"> <li>a. Identifies possible routes by conducting a map reconnaissance of contaminated area.</li> <li>b. Conducts comparative analysis of chemical data received from higher HQ staff element, terrain analysis, and time factors for a route selection.</li> <li>c. Selects route that minimizes chemical contamination.</li> <li>d. Requests approval of selected route from higher HQ staff element using analog and/or digital communications.</li> </ul> <p>*5. Convoy commander supervises crossing preparation activities.</p> <ul style="list-style-type: none"> <li>a. Briefs reconnaissance team on mission, communications, and actions to be performed on other side of the contaminated area.</li> <li>b. Directs reconnaissance team in the donning of full MOPP4 protective garments.</li> <li>c. Dispatches reconnaissance team to verify type of contamination and size of contaminated area.</li> <li>d. Directs precautionary measures and MOPP level required for crossing.</li> <li>e. Assigns crossing time(s) for each march element.</li> <li>f. Assigns assembly area on the other side of contaminated area for each convoy element to perform operational decontamination.</li> </ul> <p>6. Chemical reconnaissance team conducts route survey.</p> <ul style="list-style-type: none"> <li>a. Selects distances between recon checkpoints based on tactical situation and time available.</li> <li>b. Selects recon checkpoints at locations where chemical agents are likely to collect as prescribed in FM 3-3.</li> <li>c. Detects chemical vapors by using M256 kit.</li> <li>d. Checks presence of liquids with M8/9 detector paper.</li> </ul>		

TASK STEPS AND PERFORMANCE MEASURES	GO	NO GO
<p>e. Marks route with predetermined material.</p> <p>f. Records recon information, as collected.</p> <p>g. Forwards all recon information to the convoy commander after completion of survey.</p> <p>7. Unit prepares to cross contaminated area.</p> <p>a. Places all externally stored equipment inside vehicles.</p> <p>b. Covers equipment with available material.</p> <p>c. Closes all vehicle air vents and windows.</p> <p>d. Positions chemical detector paper as prescribed in FM 3-4.</p> <p>e. Dons MOPP4 protective gear.</p> <p>8. Convoy elements cross contaminated area.</p> <p>a. Follow route as marked by the reconnaissance party.</p> <p>b. Avoid low ground, overhead branches, and heavy brush.</p> <p>c. Move as quickly as possible across contaminated area without unnecessary halts and delays.</p> <p>d. Verify that all vehicles have crossed the contaminated area before stopping.</p> <p>e. Forward crossing report to the higher HQ staff element when all convoy elements have crossed the contaminated area using analog and/or digital communications.</p> <p>*9. Convoy commander supervises decontamination measures.</p> <p>a. Identifies level of required decontamination in coordination with higher HQ staff element.</p> <p>b. Directs implementation of basic soldier skills and/or hasty decontamination based on type of contamination, weather, and tactical situation.</p>		



TASK STEPS AND PERFORMANCE MEASURES	GO	NO GO
<p>10. Unit performs chemical decontamination.</p> <ul style="list-style-type: none"> <li>a. Initiates skin decontamination techniques within one minute of exposure to liquid contamination.</li> <li>b. Completes personal wipedown within 15 minutes of exit from contaminated area.</li> <li>c. Completes operator's spraydown within 15 minutes of personal wipedown.</li> <li>d. Employs safety measures to ensure DS2 does not touch personal or protective clothing.</li> <li>e. Decontaminates only those areas that would cause further contamination of personnel or equipment.</li> <li>f. Conducts MOPP gear exchange, if required.</li> <li>g. Forwards decontamination status report to higher HQ staff element using analog and/or digital communications.</li> </ul> <p>*11. Convoy commander coordinates resumption of road march.</p> <ul style="list-style-type: none"> <li>a. Designates SP for all convoy elements to resume march.</li> <li>b. Reschedules check point and RP crossing times in coordination with higher HQ staff element.</li> <li>c. Provides new march instructions to all convoy elements.</li> <li>d. Directs covering and marking of contaminated runoff areas.</li> <li>e. Affixes locations of contaminated runoff areas on map overlays.</li> <li>f. Coordinates detailed decontamination with higher HQ staff element using analog and/or digital communications, if required.</li> <li>g. Forwards road march resumption report to higher HQ staff element using analog and/or digital communications.</li> </ul>		

TASK STEPS AND PERFORMANCE MEASURES	GO	NO GO
12. Unit performs movement march resumption activities. <ul style="list-style-type: none"> <li>a. Covers area(s) used for decontamination.</li> <li>b. Marks contaminated runoff areas.</li> <li>c. Decontaminates the decontamination personnel.</li> <li>d. Crosses new SP at time prescribed by the convoy commander.</li> </ul>		

TASK PERFORMANCE/EVALUATION SUMMARY BLOCK							
ITERATION	1	2	3	4	5	M	TOTAL
TOTAL TASK STEPS EVALUATED							
TOTAL TASK STEPS "GO"							
TRAINING STATUS "GO/NO GO"							

“\*” indicates a leader task step.

SUPPORTING INDIVIDUAL TASKS		
Task Number	Task Title	References
031-503-1007	Decontaminate Your Skin and Personal Equipment Using an M258A1 Decontamination Kit	STP 21-1-SMCT
031-503-1034	Decontaminate Your Individual Equipment Using the M295 Individual Equipment Decontamination Kit (IEDK)	STP 21-1-SMCT
031-503-3004	Supervise the Crossing of a Contaminated Area	STP 21-24-SMCT
031-503-3005	Prepare and Submit NBC 1 Reports	STP 21-24-SMCT
031-503-3008	Implement Mission-Oriented Protective Posture	STP 21-24-SMCT
031-503-3009	Lead MOPP Gear Exchange	STP 21-24-SMCT

SUPPORTING COLLECTIVE TASKS: NONE

OPFOR TASKS AND STANDARDS

**TASK: DISRUPT ENEMY MOVEMENT AND OPERATIONS USING PERSISTENT AND NON-PERSISTENT CHEMICAL WEAPONS (63-OPFOR-1001)**

**CONDITION:** OPFOR units deliver chemical agents by means of conventional artillery weapons or aircraft along selected routes and key bases in the rear area.

**STANDARD:** 1. Deliver chemical agents in low lying and/or densely wooded areas. 2. Delay movement of enemy supplies and equipment to forward areas by disrupting C2 system. 3. Restrict enemy units movement in rear area. 4. Channel movement into predesignated ambush areas. 5. Contaminate enemy supplies and equipment. 6. Inflict casualties on enemy forces.



TASK STEPS AND PERFORMANCE MEASURES	GO	NO GO
<p>2. Unit HQ supervises guard force.</p> <ul style="list-style-type: none"> <li>a. Tasks unit elements to man guard posts in the unit area.</li> <li>b. Establishes communication network that permits access to all guard posts.</li> </ul> <p>3. Unit performs guard duty functions.</p> <ul style="list-style-type: none"> <li>a. Mans positions or guard posts as designated by leader or special orders.</li> <li>b. Observes assigned sector.</li> <li>c. Employs challenge and password procedures as prescribed in the TSOP and SOI/SSI.</li> <li>d. Reports all suspicious activities to the guard commander or as prescribed in special orders.</li> </ul> <p>*4. Commander and leaders direct response(s) against saboteurs or terrorists.</p> <ul style="list-style-type: none"> <li>a. Forward incident report to the higher HQ staff element using analog and/or digital communications or messenger.</li> <li>b. Direct perimeter manning level increases as prescribed by the TSOP.</li> <li>c. Maintain a current operations status of the situation.</li> <li>d. Provide continuous situation updates to the higher HQ staff element using analog and/or digital communications or messenger.</li> <li>e. Direct shifting of response force from assembly areas to threat contact area(s).</li> <li>f. Sound "All Clear" signal as soon as attack is over and intruders have been eliminated.</li> <li>g. Direct decrease in manning levels consistent with the tactical situation.</li> </ul>		

TASK STEPS AND PERFORMANCE MEASURES	GO	NO GO
<p>5. Unit responds to saboteur or terrorist intrusions.</p> <ul style="list-style-type: none"> <li>a. Occupies predesignated fighting positions (designated personnel only).</li> <li>b. Reports to unit CP (personnel selected for response force).</li> <li>c. Recons assigned sector for threat activities.</li> <li>d. Fires at any target in area as prescribed by rules of engagement.</li> <li>e. Treats casualties.</li> </ul> <p>NOTE: See Task 08-2-0003.63-0001 for detailed treatment procedures.</p> <ul style="list-style-type: none"> <li>f. Transports casualties.</li> </ul> <p>NOTE: See Task 63-2-4316 for detailed casualty transportation procedures.</p> <ul style="list-style-type: none"> <li>g. Performs mortuary affairs operations.</li> </ul> <p>NOTE: See Task 10-2-4513 for detailed mortuary affairs procedures.</p> <p>*6. Commander supervises post-attack activities.</p> <ul style="list-style-type: none"> <li>a. Forwards casualty and damage report(s) submitted by subelements to the higher HQ S1, S2/S3, and S4 using analog and/or digital communications or messenger.</li> <li>b. Coordinates life support requirements caused by destruction of supplies, equipment, or personnel with the higher HQ staff S1 and S4 using analog and/or digital communications or messenger.</li> <li>c. Coordinates replenishment of destroyed equipment and supplies with the higher HQ S4 using analog and/or digital communications.</li> </ul> <p>NOTE: The unit requisitions equipment and supplies using ULLS-S4.</p> <ul style="list-style-type: none"> <li>d. Directs unit elements to continue their assigned missions.</li> </ul>		

TASK PERFORMANCE/EVALUATION SUMMARY BLOCK							
ITERATION	1	2	3	4	5	M	TOTAL
TOTAL TASK STEPS EVALUATED							
TOTAL TASK STEPS "GO"							
TRAINING STATUS "GO/NO GO"							

“\*” indicates a leader task step.

SUPPORTING INDIVIDUAL TASKS		
Task Number	Task Title	References
071-331-0801	Challenge Persons Entering Your Area	STP 21-1-SMCT

**SUPPORTING COLLECTIVE TASKS: NONE**

**OPFOR TASKS AND STANDARDS**

**TASK: CONDUCT TERRORIST AND SABOTEUR ATTACKS (63-OPFOR-1013)**

**CONDITION:** OPFOR dispatches small teams into enemy rear area to disrupt CSS operations.

**STANDARD:** 1. Locate rear support bases and C2 facilities. 2. Delay and disrupt CSS operations through probes. 3. Infiltrate CSS bases to conduct sabotage and terrorist activities. 4. Inflict casualties. 5. Destroy supplies and equipment.





TASK STEPS AND PERFORMANCE MEASURES	GO	NO GO
<p>f. Conduct operator spraydown and personal equipment decontamination within 15 minutes of alarm.</p> <p>g. Continue mission unless directed otherwise.</p> <p>2. Unit personnel protect equipment.</p> <p>a. Cover all exposed equipment and supplies.</p> <p>b. Implement procedures to prevent further contamination IAW the TSOP.</p> <p>c. Monitor the area to determine contamination levels by testing with detector kits and paper.</p> <p>*3. Unit leaders provide NBC reports to the higher HQ S2/S3.</p> <p>a. Forward initial NBC 1 chemical report as soon as tactical situation permits using analog and/or digital communications or messenger.</p> <p>b. Request permission to move, if mission permits, using analog and/or digital communications or messenger.</p> <p>c. Coordinate with higher HQ S4 on for hasty or deliberate decontamination support using analog and/or digital communications.</p> <p>d. Forward follow-up NBC 1 chemical report within 20 minutes after the attack using analog and/or digital communications or messenger.</p> <p>*4. Unit leaders initiate unmasking procedures (if chemical agent detector kits indicate negative results).</p> <p>a. Direct two individuals to conduct unmasking procedures.</p> <p>b. Observe directed individuals for 10 minutes for symptoms of illness.</p> <p>c. Observe directed individuals for delayed symptoms.</p> <p>d. Initiate "All Clear" signal, if no symptoms of chemical poisoning are detected.</p> <p>e. Report results to higher HQ S2/S3 using analog and/or digital communications or messenger. systems.</p>		

TASK STEPS AND PERFORMANCE MEASURES	GO	NO GO
<p>5. Unit personnel employ unmasking procedures (chemical agent detector kits indicate negative results).</p> <ul style="list-style-type: none"> <li>a. Break the seal in a shady area (directed personnel).</li> <li>b. Remain unmasked for five minutes (directed personnel).</li> <li>c. Remask and clear masks (directed personnel).</li> </ul> <p>NOTE: Task steps 6 and 7 are performed only if chemical agent detector kits are not available.</p> <p>*6. Unit leaders initiate unmasking procedures (using M8/M9 detector paper).</p> <ul style="list-style-type: none"> <li>a. Check area for physical signs of liquid contamination using M8/M9 detector paper.</li> <li>b. Direct two individuals to conduct unmasking procedures.</li> <li>c. Observe directed individuals for 10 minutes for symptoms of chemical incapacitation.</li> </ul> <p>NOTE: Wait 5 minutes after directed individuals have unmasked.</p> <ul style="list-style-type: none"> <li>d. Observe directed individuals for another 10 minutes after they unmask again, for symptoms of chemical incapacitation.</li> <li>e. Initiate "All Clear" signal, if no symptoms appear.</li> <li>f. Report results to higher HQ S2/S3 using analog and/or digital communications or messenger.</li> </ul> <p>7. Unit personnel employ unmasking procedures (using M8 detector paper).</p> <ul style="list-style-type: none"> <li>a. Check area for physical signs of liquid contamination using M8/M9 detector paper.</li> <li>b. Break mask seal in a shady area (directed individuals).</li> <li>c. Keep eyes open for 15 seconds (directed individuals).</li> <li>d. Clear mask (directed individuals).</li> </ul>		

TASK STEPS AND PERFORMANCE MEASURES	GO	NO GO
<p>e. Reseal mask (directed individuals).</p> <p>f. Remain masked for 10 minutes (directed individuals).</p> <p>g. Unmask for five minutes (directed individuals).</p> <p>h. Remask for 10 minutes (directed individuals).</p> <p>i. Initiate "All Clear" if no symptoms appear.</p> <p>j. Repeat unmasking procedures, steps b through i above, for remaining unit personnel.</p> <p>k. Report results to higher HQ S2/S3 using analog and/or digital communications or messenger.</p> <p>*8. Commander and leaders reorganize unit area.</p> <p>a. Establish Situational Awareness.</p> <p>b. Reestablish chain of command.</p> <p>c. Coordinate required unit MOPP level with the higher HQ S2/S3 using analog and/or digital communications or messenger.</p> <p>d. Inspect unit personnel to ensure that individuals remain at the directed MOPP level.</p> <p>e. Direct periodic chemical monitoring in the unit area.</p> <p>f. Supervise the request and distribution of replacement chemical defense equipment and supplies.</p>		

TASK PERFORMANCE/EVALUATION SUMMARY BLOCK							
ITERATION	1	2	3	4	5	M	TOTAL
TOTAL TASK STEPS EVALUATED							
TOTAL TASK STEPS "GO"							
TRAINING STATUS "GO/NO GO"							

“\*” indicates a leader task step.

<b>SUPPORTING INDIVIDUAL TASKS</b>		
<b>Task Number</b>	<b>Task Title</b>	<b>References</b>
031-503-1004	Protect Yourself From Chemical and Biological Injury/ Contamination Using Your M17-Series Protective Mask With Hood	STP 21-1-SMCT
031-503-1012	Protect Yourself From Chemical and Biological Injury/Contamination Using Your M24 Or M25-Series Protective Mask With Hood	STP 21-1-SMCT
031-503-1015	Protect Yourself From NBC Injury/Contamination With Mission-Oriented Protective Posture (MOPP) Gear	STP 21-1-SMCT
031-503-3002	Conduct Unmasking Procedures	STP 21-24-SMCT
031-503-3005	Prepare and Submit NBC 1 Reports	STP 21-24-SMCT
031-503-3008	Implement Mission-Oriented Protective Posture	STP 21-24-SMCT

#### OPFOR TASKS AND STANDARDS

**TASK:** DISRUPT ENEMY MOVEMENT AND OPERATIONS USING PERSISTENT AND NON-PERSISTENT CHEMICAL WEAPONS (63-OPFOR-1001)

**CONDITION:** OPFOR units deliver chemical agents by means of conventional artillery weapons or aircraft along selected routes and key bases in the rear area.

**STANDARD:** 1. Deliver chemical agents in low lying and/or densely wooded areas. 2. Delay movement of enemy supplies and equipment to forward areas by disrupting C2 system. 3. Restrict enemy units movement in rear area. 4. Channel movement into predesignated ambush areas. 5. Contaminate enemy supplies and equipment. 6. Inflict casualties on enemy forces.



TASK STEPS AND PERFORMANCE MEASURES	GO	NO GO
<p>d. Briefs platoon and section leaders on situation and destruction priorities.</p> <p>e. Consolidates requests for EOD or engineer support received from the platoons and sections.</p> <p>f. Follows guidelines contained in the destruction plan, company and battalion TSOPs, and EOD or engineer publications.</p> <p>g. Assigns tasks and responsibilities.</p> <p>h. Requests EOD or engineer support through S2/S3 Section, as required.</p> <p>i. Consolidates destruction reports received from the platoons and sections.</p> <p>j. Provides consolidated destruction report to S2/S3 Section IAW TSOP.</p> <p>k. Enforces safety procedures IAW TSOP and publications.</p> <p>l. Enforces environmental stewardship protection program procedures.</p> <p>*2. Platoon and section leaders supervise destruction or disabling of supplies and equipment.</p> <p>a. Identify supplies and equipment to be destroyed or disabled.</p> <p>b. Identify destruction or disabling method.</p> <p>c. Direct destruction or disabling of supplies and equipment.</p> <p>d. Report completed destruction to commander.</p> <p>e. Enforce safety procedures IAW TSOP and publications.</p> <p>f. Enforce environmental stewardship protection program procedures.</p>		

TASK STEPS AND PERFORMANCE MEASURES	GO	NO GO
<p>3. Platoon and section personnel destroy or disable tracked and wheeled vehicles (to include construction equipment).</p> <ul style="list-style-type: none"> <li>a. Drain the engine oil.</li> <li>b. Drain equipment hydraulic systems and cut hydraulic hoses.</li> <li>c. Slash all tires.</li> <li>d. Run engines until they seize, as applicable.</li> <li>e. Burn hoses, belts, and so forth, as applicable.</li> <li>f. Destroy vital elements, such as the gearbox, starter, engine block, transmission, instrument panel, and any communication equipment.</li> <li>g. Employ safety procedures IAW TSOP and publications.</li> <li>h. Employ environmental stewardship protection program procedures.</li> </ul> <p>4. Platoon and section personnel destroy or disable all critical supplies, computer and non computer related communications equipment, and COMSEC/IEW materiel.</p> <ul style="list-style-type: none"> <li>a. Record all COMSEC/IEW materiel identified for destruction or disablement.</li> <li>b. Destroy analog and/or digital communication components IAW with applicable TM.</li> <li>c. Burn COMSEC/IEW codes, keys, password lists, software, and any other perishable classified items.</li> <li>d. Destroy ETMs and other automated or non automated documents IAW TSOP.</li> <li>e. Destroy or render computer and computer related hardware and software inoperative IAW appropriate TM.</li> <li>f. Destroy supplies IAW appropriate TM and TSOP.</li> </ul>		

TASK STEPS AND PERFORMANCE MEASURES	GO	NO GO
<p>g. Employ safety procedures IAW with applicable reference.</p> <p>h. Employ environmental stewardship protection program procedures.</p> <p>*5. Platoon and section leaders arrange for destruction of supplies and equipment with explosives.</p> <p>a. Identify items for destruction.</p> <p>b. Review explosive detonation procedures.</p> <p>c. Estimate type and amount of explosive material required.</p> <p>d. Provide commander with explosive material requirement estimate.</p> <p>e. Request EOD or engineer support, through commander, as required.</p> <p>*6. Platoon and section leaders submit status reports to the commander.</p> <p>a. Submit certificate of destruction of supply items destroyed by class of supply.</p> <p>b. Submit certificate of destruction of tracked and wheeled vehicles, construction equipment, and special purpose vehicles destroyed or disabled.</p> <p>c. Submit certificate of destruction of analog and/or digital communication equipment destroyed or disabled.</p> <p>d. Submit certificate of destruction of COMSEC/IEW items destroyed.</p> <p>e. Submit certificate of destruction of computer hardware and software destroyed.</p> <p>f. Submit report of platoon and section's capability to continue with assigned missions.</p>		



<b>TASK PERFORMANCE/EVALUATION SUMMARY BLOCK</b>							
<b>ITERATION</b>	<b>1</b>	<b>2</b>	<b>3</b>	<b>4</b>	<b>5</b>	<b>M</b>	<b>TOTAL</b>
<b>TOTAL TASK STEPS EVALUATED</b>							
<b>TOTAL TASK STEPS "GO"</b>							
<b>TRAINING STATUS "GO/NO GO"</b>							

“\*” indicates a leader task step.

**SUPPORTING INDIVIDUAL TASKS: NONE**

**SUPPORTING COLLECTIVE TASKS: NONE**

**OPFOR TASKS AND STANDARDS: NONE**



TASK STEPS AND PERFORMANCE MEASURES	GO	NO GO
<p>f. Direct distribution of Class VIII supplies and equipment IAW the TSOP.</p> <p>g. Enforce procedures for Class VIII items issued to control team elements.</p> <p>2. Unit elements survey each casualty.</p> <p>a. Check for responsiveness.</p> <p>b. Check for breathing.</p> <p>c. Check for bleeding.</p> <p>d. Check for head injury.</p> <p>e. Check for shock.</p> <p>f. Check for fractures, to include cervical spine and back fractures.</p> <p>g. Check for burns.</p> <p>3. Unit elements administer life-saving treatment.</p> <p>a. Clear all objects from throat of casualty.</p> <p>b. Use jaw thrust method to open airway if cervical spine injury is suspected.</p> <p>c. Perform mouth-to-mouth resuscitation to restore casualty's breathing IAW CPR procedures.</p> <p>4. Unit elements control hemorrhage.</p> <p>a. Apply manual direct pressure to wound.</p> <p>b. Elevate extremities.</p> <p>c. Apply pressure dressing to wound.</p> <p>d. Apply digital pressure to pressure points</p> <p>e. Apply tourniquet as last resort.</p>		

TASK STEPS AND PERFORMANCE MEASURES	GO	NO GO
<p>5. Unit elements dress wounds.</p> <ul style="list-style-type: none"> <li>a. Apply occlusive dressing to an open chest wound, if possible.</li> <li>b. Apply dressing to an open abdominal wound.</li> <li>c. Apply dressing to an open head wound.</li> </ul> <p>6. Unit elements splint suspected fractures.</p> <ul style="list-style-type: none"> <li>a. Employ available materials to splint injury.</li> <li>b. Splint fracture in position found.</li> <li>c. Restrict movement of extremities.</li> <li>d. Check circulation for impairment.</li> </ul> <p>7. Unit elements treat casualties with burns.</p> <ul style="list-style-type: none"> <li>a. Extinguish thermal burn agents.</li> <li>b. Remove chemical burn agent(s).</li> <li>c. Eliminate electrical burn source.</li> <li>d. Uncover burn unless stuck to clothing or a chemical environment exists.</li> <li>e. Apply field dressing.</li> </ul> <p>8. Unit elements treat environmental injuries.</p> <ul style="list-style-type: none"> <li>a. Administer first aid for heat injuries.</li> <li>b. Administer first aid for heat stroke</li> <li>c. Administer first aid for frost bite.</li> </ul> <p>9. Unit elements treat chemical casualties.</p> <ul style="list-style-type: none"> <li>a. Take immediate protective steps to protect self and warn others IAW FM 8-285.</li> <li>b. Protect casualty from further contamination.</li> </ul>		

TASK STEPS AND PERFORMANCE MEASURES	GO	NO GO
<p>c. Administer nerve agent antidote IAW FM 21-11 and FM 8-285.</p> <p>d. Decontaminate casualty IAW FM 8-285, if necessary.</p> <p>10. Unit elements prevent shock.</p> <p>a. Position casualty in the correct anti-shock position IAW FM 21-11.</p> <p>b. Loosen clothing and equipment.</p> <p>c. Prevent casualty from chilling and overheating.</p> <p>d. Calm casualty by reassuring him.</p> <p>11. Unit combat lifesavers perform advanced treatment.</p> <p>a. Evaluate casualty for condition and type treatment needed.</p> <p>b. Measure casualty's vital signs.</p> <p>c. Record casualty's vital signs.</p> <p>NOTE: Vital signs are monitored throughout treatment for abnormalities and required immediate action.</p> <p>d. Insert oropharyngeal airway in an unconscious casualty.</p> <p>e. Apply a splint to a fractured limb.</p> <p>f. Administer first aid to chemical agent casualties.</p> <p>g. Initiate an intravenous infusion for hypovolemic shock.</p> <p>h. Identify environmental injuries.</p> <p>i. Treat environmental injuries.</p> <p>j. Manage BF casualties.</p>		

<b>TASK PERFORMANCE/EVALUATION SUMMARY BLOCK</b>							
ITERATION	1	2	3	4	5	M	TOTAL
TOTAL TASK STEPS EVALUATED							
TOTAL TASK STEPS "GO"							
TRAINING STATUS "GO/NO GO"							

“\*” indicates a leader task step.

<b>SUPPORTING INDIVIDUAL TASKS</b>		
<b>Task Number</b>	<b>Task Title</b>	<b>References</b>
081-831-1000	Evaluate a Casualty	STP 21-1-SMCT
081-831-1003	Clear an Object From the Throat of a Conscious Casualty	STP 21-1-SMCT
081-831-1005	Prevent Shock	STP 21-1-SMCT
081-831-1007	Give First Aid for Burns	STP 21-1-SMCT
081-831-1008	Give First Aid for Heat Injuries	STP 21-1-SMCT
081-831-1009	Give First Aid for Frostbite	STP 21-1-SMCT
081-831-1016	Put On a Field or Pressure Dressing	STP 21-1-SMCT
081-831-1017	Put On a Tourniquet	STP 21-1-SMCT
081-831-1025	Apply a Dressing to an Open Abdominal Wound	STP 21-1-SMCT
081-831-1026	Apply a Dressing to an Open Chest Wound	STP 21-1-SMCT
081-831-1031	Administer First Aid to a Nerve Agent Casualty (Buddy-Aid)	STP 21-1-SMCT
081-831-1033	Apply a Dressing to an Open Head Wound	STP 21-1-SMCT
081-831-1034	Splint a Suspected Fracture	STP 21-1-SMCT
081-831-1042	Perform Mouth-to-Mouth Resuscitation	STP 21-1-SMCT

**SUPPORTING COLLECTIVE TASKS: NONE**

**OPFOR TASKS AND STANDARDS: NONE**



TASK STEPS AND PERFORMANCE MEASURES	GO	NO GO
<p>g. Request additional support requirements from the S4 Section using analog and/or digital communications or messenger, and following up with a requisition for additional supplies.</p> <p>h. Coordinate NBC and EOD assistance with the unit HQ using analog and/or digital communications or messenger.</p> <p>i. Coordinate security of search area with unit HQ using analog and/or digital communications messenger.</p> <p>j. Brief personnel.</p> <p>k. Relay the last known location (grid coordinates) of the remains if the recovery cannot be performed to higher headquarters.</p> <p>2. Search and recovery team leader(s) prepare for movement to recovery site.</p> <p>a. Conduct pre-deployment inspection of all vehicles, soldier's personal equipment, and mission-essential equipment and forms.</p> <p>b. Develop a load plan.</p> <p>c. Supervise loading of equipment in accordance with load plans.</p> <p>d. Verify route.</p> <p>3. Search and recovery team(s) move to the recovery site.</p> <p>a. Conduct movement based upon tactical situation.</p> <p>b. Adhere to appropriate convoy or road-march procedures.</p> <p>4. Search and recovery team leader(s) supervise search, recovery, and evacuation operations.</p> <p>a. Determine the best search methods to use in the particular area.</p> <p>b. Ensure search is conducted during the daylight hours.</p> <p>c. Brief search and recovery team(s) on operational procedures.</p> <p>d. Ensure soldiers are wearing appropriate protective gear.</p>		



TASK STEPS AND PERFORMANCE MEASURES	GO	NO GO
<p>e. Issue personal effects bags, human remains pouches, if available, and NBC agent tags.</p> <p>f. Assign areas of search to each team of which the sum equals the entire search area, as directed by the commander.</p> <p>g. Assign a portion of the search area to an individual team member.</p> <p>h. Monitor search and recovery team(s) operations for compliance with TSOP and the commander's guidance.</p> <p>5. Search and recovery team(s) conduct the search.</p> <p>a. Search assigned areas for remains and personal effects.</p> <p>b. Mark locations of remains, portions, and personal effects with color-coded pin flags LAW FM 10-64.</p> <p>c. Initiate FMC for each remains IAW AR 40-66.</p> <p>d. Prepare recovery site sketch indicating locations where remains and personal effects were found.</p> <p>6. Search and recovery team(s) recover remains.</p> <p>a. Inspect immediate area for booby traps and NBC contaminants.</p> <p>b. Ensure remains are covered or shrouded at all times when not being examined.</p> <p>c. Verify that DD Form 1380 is attached to the remains.</p> <p>d. Ensure DD Form 567 is prepared for each remains or to document mission if no remains are found.</p> <p>e. Ensure DD Form 565 is completed, if unit personnel knew the deceased.</p> <p>f. Ensure the areas around the remains are searched for personal effects and possible disassociated personal effects.</p> <p>g. Perform procedures for initial identification.</p>		

TASK STEPS AND PERFORMANCE MEASURES	GO	NO GO
<p>h. Attach to contagious remains a tag marked with a large "C", and the identity of each contagion and contaminant.</p> <p>NOTE: Remains found in a contaminated area are to be handled IAW procedures set forth in JTTP 4-06 and evacuated directly to the MADCP.</p> <p>i. Place personal effects into a personal effects bag, if available, and attach to remains.</p> <p>j. Prepare a sketch of the recovery site showing major landmarks.</p> <p>k. Prepare a map overlay of the recovery site using analog and/or digital devices or manually.</p> <p>l. Forward SITREP IAW TSOP to the unit HQ using analog and digital communications or messenger.</p> <p>m. Employ environmental stewardship protection program procedures.</p> <p>7. Search and recovery team(s) evacuate remains to the nearest MACP.</p> <p>a. Coordinate evacuation of recovered remains to collection points with the support operations section using analog and digital communications.</p> <p>b. Ensure all records prepared at the recovery site are complete and accurate before departing the area.</p> <p>c. Ensure the remains are transported feet first.</p> <p>d. Ensure remains awaiting evacuation are shrouded from public view and guarded or escorted.</p> <p>e. Transport the remains in the most expedient manner possible to the nearest MACP.</p> <p>f. Ensure all transportation assets can provide cover for the remains while being transported.</p>		

TASK STEPS AND PERFORMANCE MEASURES	GO	NO GO
<p>g. Ensure a summary report is submitted to higher headquarters to document the search and recovery mission.</p> <p>NOTE: Remains should only be transported in an ambulance as a last resort.</p> <p>NOTE: If remains cannot be evacuated to a MACP in a timely manner, perform steps 8 and 9.</p> <p>8. Search and recovery team(s) leader supervise isolated interments.</p> <p style="padding-left: 40px;">a. Identify specific isolated interment site in coordination with the unit HQ using analog and/or digital communications or messenger.</p> <p style="padding-left: 40px;">b. Supervise isolated interment marking IAW JTTP-4-06, FM 10-64, TSOP, and current directives</p> <p style="padding-left: 40px;">c. Supervise the burial of all recovered remains and their personal effects.</p> <p style="padding-left: 40px;">d. Report burial data to unit HQ using analog and/or digital communications or messenger.</p> <p style="padding-left: 40px;">e. Employ environmental stewardship protection program procedures.</p> <p>9. Search and recovery team(s) perform isolated interments.</p> <p style="padding-left: 40px;">a. Prepare the isolated interment site(s) IAW appropriate JTTP4-06, FM 10-64, TSOP, and current directives.</p> <p style="padding-left: 40px;">b. Mark all interment sites IAW FM 10-64.</p> <p style="padding-left: 40px;">c. Employ environmental stewardship protection program procedures.</p>		

TASK PERFORMANCE/EVALUATION SUMMARY BLOCK							
ITERATION	1	2	3	4	5	M	TOTAL
TOTAL TASK STEPS EVALUATED							
TOTAL TASK STEPS "GO"							
TRAINING STATUS "GO/NO GO"							

“\*” indicates a leader task step.

<b>SUPPORTING INDIVIDUAL TASKS</b>		
<b>Task Number</b>	<b>Task Title</b>	<b>References</b>
101-515-1900	Perform Mortuary Affairs Operations	STP 21-1-SMCT

**SUPPORTING COLLECTIVE TASKS: NONE**

**OPFOR TASKS AND STANDARDS: NONE**



TASK STEPS AND PERFORMANCE MEASURES	GO	NO GO
<p>2. Maintenance control section implements production control procedures.</p> <ul style="list-style-type: none"> <li>a. Provides a work order number for each customer work request received.</li> <li>b. Establishes maintenance repair priorities.</li> <li>c. Distributes maintenance requests to the appropriate sections for their action.</li> <li>d. Monitors current status of all work requests throughout the work flow process.</li> <li>e. Manages all repair resources.</li> <li>f. Coordinates the evacuation of equipment to supporting maintenance company.</li> <li>g. Monitors the quality control program for compliance with internal SOP.</li> <li>h. Forwards reports to higher HQ staff element.</li> </ul> <p>3. Maintenance control section's inspection element performs inspections.</p> <ul style="list-style-type: none"> <li>a. Performs initial acceptance inspections on all equipment submitted for repair.</li> <li>b. Identifies equipment requiring evacuation based on complexity/level of repair or exceeding backlog and repair time guidelines established by higher HQ staff element.</li> <li>c. Identifies resources to perform required repairs.</li> <li>d. Provides update equipment status information to the production control system.</li> <li>e. Performs random in-process inspections of equipment undergoing repair.</li> <li>f. Performs final/quality control inspections on repaired equipment prior to its return to customer units.</li> <li>g. Provides technical assistance and guidance as required.</li> </ul>		

TASK STEPS AND PERFORMANCE MEASURES	GO	NO GO
<p>4. Maintenance control section's supply element provides repair parts for DS maintenance operations.</p> <ul style="list-style-type: none"> <li>a. Obtains parts identified by inspection element for performance of DS maintenance repairs.</li> <li>b. Maintains status on all open requests and requisitions.</li> <li>c. Updates status in production control system for all jobs awaiting parts.</li> <li>d. Stores parts received for each work request until they are released by maintenance officer/NCOIC to maintenance section performing the repair.</li> <li>e. Maintains stockage level of selected repair parts items authorized as shop or bench stock.</li> <li>f. Protects all repair parts items from weather and pilferage.</li> <li>g. Processes unserviceable recoverable items or excess repair parts items for turn-in to DS supply support activity.</li> </ul> <p>*5. Maintenance control officer/NCOIC supervises repair sections.</p> <ul style="list-style-type: none"> <li>a. Inspects section operations.</li> <li>b. Enforces shop safety procedures.</li> <li>c. Directs performance of on-site maintenance.</li> <li>d. Verifies job status information provided by repair sections for timeliness and accuracy.</li> <li>e. Directs cross-leveling of repair assets as priorities change.</li> <li>f. Implements actions that accelerate work flow process, if unacceptable backlog develops.</li> </ul>		

TASK STEPS AND PERFORMANCE MEASURES	GO	NO GO
<p>*6. Maintenance control officer/NCOIC maintains liaison with supported units.</p> <p>a. Performs technical assistance visits.</p> <p>b. Coordinates maintenance support for tactical operations.</p> <p>c. Verifies effectiveness of support provided to supported units.</p>		

TASK PERFORMANCE/EVALUATION SUMMARY BLOCK							
ITERATION	1	2	3	4	5	M	TOTAL
TOTAL TASK STEPS EVALUATED							
TOTAL TASK STEPS "GO"							
TRAINING STATUS "GO/NO GO"							

“\*” indicates a leader task step.

**SUPPORTING INDIVIDUAL TASKS: NONE**

**SUPPORTING COLLECTIVE TASKS: NONE**

**OPFOR TASKS AND STANDARDS: NONE**





TASK STEPS AND PERFORMANCE MEASURES	GO	NO GO
<p>*2. Supply Elements Section Chiefs supervises Section Operations.</p> <ul style="list-style-type: none"> <li>a. Verifies accuracy of reports and records.</li> <li>b. Provides technical assistance.</li> <li>c. Forwards daily equipment and personnel status reports to platoon HQ.</li> <li>d. Coordinates section operations with platoon HQ.</li> <li>e. Enforces environmental stewardship procedures.</li> <li>f. Enforces safety procedures.</li> </ul> <p>3. Receiving element receives repair parts.</p> <ul style="list-style-type: none"> <li>a. Verifies actual quantities received against receipt documents to ensure quantity shipped arrived at the section.</li> <li>b. Inspects items for damage.</li> <li>c. Reports discrepancies to section supervisors.</li> <li>d. Separates items received due to incorrect routing.</li> <li>e. Separates items received for warehouse storage from those received for issue to customer units.</li> <li>f. Identifies storage locations for replenishment items or bin locations for customer units.</li> <li>g. Forwards serviceable RX items to RX section.</li> <li>h. Maintains documentation IAW the repair parts supply procedures in the internal maintenance SOP.</li> <li>i. Forwards transaction data to the MMC for posting of repair parts transaction records.</li> <li>j. Employs environmental stewardship procedures.</li> <li>k. Employs safety procedures.</li> </ul>		

TASK STEPS AND PERFORMANCE MEASURES	GO	NO GO
<p>4. Supply storage element stores repair parts/RX/QSS.</p> <ul style="list-style-type: none"> <li>a. Checks items received against due outs to customer units for issue.</li> <li>b. Places repair parts in correct storage location or customer pickup bin.</li> <li>c. Prepares items, which are designated for shipment to customer unit locations.</li> <li>d. Maintains documentation LAW repair parts supply procedures in the internal maintenance SOP.</li> <li>e. Performs location surveys and inventories as directed to verify accuracy of locator files.</li> <li>f. Employs safety procedures.</li> <li>g. Employs environmental stewardship procedures.</li> <li>h. Safeguards repair parts from pilferage and environmental conditions.</li> </ul> <p>5. Supply Issuing element issues RX/QSS items.</p> <ul style="list-style-type: none"> <li>a. Identifies the location of the requested item.</li> <li>b. Selects the correct item and quantity from the storage location.</li> <li>c. Employs correct procedures LAW appropriate references when requesting items or quantity requested is not available.</li> <li>d. Enforces safety procedures.</li> <li>e. Prepares items, which are designated for shipment to customer unit locations.</li> <li>f. Employs safety procedures.</li> <li>g. Employs environmental stewardship procedures.</li> </ul>		

TASK STEPS AND PERFORMANCE MEASURES	GO	NO GO
<p>h. Maintains documentation IAW repair parts supply procedures in the internal maintenance SOP.</p> <p>i. Forwards transaction data to MMC for posting of repair parts transaction records.</p> <p>6. The transportation section NCOIC supervises the section operations.</p> <p>a. Supervises PMCS and services on section equipment.</p> <p>b. Provides technical assistance.</p> <p>c. Plans transportation operations.</p> <p>d. Briefs transportation missions to drivers.</p> <p>e. Supervises the use of material handling equipment.</p> <p>f. Coordinates section operations with platoon HQ.</p> <p>g. Provides daily personnel and equipment status reports to platoon HQ.</p> <p>h. Employs environmental stewardship procedures.</p> <p>i. Employs safety procedures.</p> <p>7. The transportation section transports supplies from external supply sources to the receiving section.</p> <p>a. Loads supplies.</p> <p>b. Inspects load to determine its security for transport.</p> <p>c. Transports supplies to the receiving section for processing.</p> <p>d. Unloads supplies.</p> <p>e. Moves supplies to designated locations within the storage area.</p> <p>f. Employs environmental stewardship procedures.</p> <p>g. Employs safety procedures.</p>		

TASK STEPS AND PERFORMANCE MEASURES	GO	NO GO
8. The transportation section transports supplies to supported units. <ul style="list-style-type: none"> <li>a. Loads supplies.</li> <li>b. Inspects load to determine its security for transport.</li> <li>c. Transports repair parts to supported unit locations.</li> <li>d. Unloads supplies.</li> <li>e. Loads any supplies to be returned from supported units.</li> <li>f. Unloads returned supplies.</li> <li>g. Moves supplies to designated locations within the storage area.</li> <li>h. Employs safety procedures.</li> <li>i. Employs environmental stewardship procedures.</li> </ul>		

TASK PERFORMANCE/EVALUATION SUMMARY BLOCK							
ITERATION	1	2	3	4	5	M	TOTAL
TOTAL TASK STEPS EVALUATED							
TOTAL TASK STEPS "GO"							
TRAINING STATUS "GO/NO GO"							

“\*” indicates a leader task step.

**SUPPORTING INDIVIDUAL TASKS: NONE**

**SUPPORTING COLLECTIVE TASKS: NONE**

**OPFOR TASKS AND STANDARDS: NONE**



TASK STEPS AND PERFORMANCE MEASURES	GO	NO GO
<p>*2. Recovery vehicle supervisor coordinates the recovery operation with the unit using analog or digital communications.</p> <ul style="list-style-type: none"> <li>a. Identifies best route to vehicle location given the tactical situation.</li> <li>b. Coordinates indirect fire support along the route with the S2/S3 section using analog and digital communications..</li> <li>c. Organizes recovery team personnel.</li> <li>d. Briefs recovery team on the tactical situation and the recovery operation.</li> <li>e. Enforces safety procedures IAW TSOP and publications.</li> <li>f. Enforces environmental stewardship protection program procedures IAW TC 5-400.</li> </ul> <p>3. Service/Recovery Section performs the recovery operation.</p> <ul style="list-style-type: none"> <li>a. Maintains security while en route to the recovery site.</li> <li>b. Establishes local security at the recovery site.</li> <li>c. Removes casualties from the vehicle.</li> <li>d. Treats casualties.</li> </ul> <p>NOTE: See Task 63-2-4517 for detailed treatment procedures.</p> <ul style="list-style-type: none"> <li>e. Requests medical assistance, if required.</li> <li>f. Transports casualties, if required.</li> </ul> <p>NOTE: See Task 63-2-4316 for detailed transportation procedures.</p> <ul style="list-style-type: none"> <li>g. Identifies method of recovery to be used in the recovery operation.</li> <li>h. Recovers equipment IAW established recovery procedures.</li> <li>i. Performs battle damage assessment to determine if repairs are required.</li> </ul>		

TASK STEPS AND PERFORMANCE MEASURES	GO	NO GO
<p>j. Performs repairs or BDAR on site, if possible.</p> <p>k. Operates automated data computer IAW applicable ETMs.</p> <p>l. Recovers non-reparable equipment back to UMCP.</p> <p>m. Employs safety procedures IAW TSOP and publications.</p> <p>n. Employs environmental stewardship protection program procedures IAW TC 5-400.</p> <p>4. Service/Recovery Section destroys unrecoverable equipment.</p> <p>    a. Requests disposition of unrecoverable equipment from the Maintenance Control Section using analog or digital communications.</p> <p>    b. Conducts salvage operations to remove all useable equipment.</p> <p>    c. Prepares vehicle and equipment for destruction IAW the TSOP and applicable TM.</p> <p>    d. Destroys vehicle on order from the commander or designated representative.</p> <p>    e. Employs safety procedures IAW TSOP and publications.</p> <p>    f. Employs environmental stewardship protection program procedures IAW TC 5-400.</p>		

“\*” indicates a leader task step.

**SUPPORTING INDIVIDUAL TASKS: NONE**

**SUPPORTING COLLECTIVE TASKS: NONE**

**OPFOR TASKS AND STANDARDS: NONE**



**ELEMENT:** Maintenance Section

**TASK:** Maintain Records and Publications (43-2-4392) (DA PAM 738-750, DA PAM 710-2-2, AR 710-2, AR 725-50)

**ITERATION** 1 2 3 4 5 M (circle)

**COMMANDER/LEADER ASSESSMENT** T P U (circle)

**CONDITIONS:** The unit is operational and is processing materiel. In a field or MOUT location, the unit needs access to proper manuals to correctly diagnose, inspect, and repair equipment. Some iterations of this task should be performed in MOPP4.

**TASK STANDARDS:** All records are maintained IAW DA Pam 738-750, DA Pam 710-2, DA Pam 710-2-2, AR 735-5, and other applicable references. Reports will be submitted as directed by the local commander.

TASK STEPS AND PERFORMANCE MEASURES	GO	NO GO
<p>1. Unit personnel prepare and maintain records and reports.</p> <ul style="list-style-type: none"> <li>a. Prepare reports IAW DA Pam 738-750 and AR 710-2.</li> <li>b. Forward reports required by DA Pam 738-750 to appropriate activities.</li> </ul> <p>2. Unit maintains component and repair parts required list.</p> <ul style="list-style-type: none"> <li>a. Obtains list of projects and required parts from MMC and GS units.</li> <li>b. Uses report to determine routing and classification of materiel.</li> </ul> <p>3. Unit maintenance section maintains quality and production control records.</p> <ul style="list-style-type: none"> <li>a. Maintains DA Form 2405, Maintenance Report Register.</li> <li>b. Initiates DA Form 2407, Maintenance Request, for processing individual items or groups of like items.</li> <li>c. Indicates routing and other instructions (for example, disassembly or what parts to remove) using a DA Form 2407-1, Maintenance Request Continuation Sheet.</li> <li>d. Retains DA Form 2407 and completes, as necessary, upon return of annotated DA Form 2407-1.</li> </ul>		

TASK STEPS AND PERFORMANCE MEASURES	GO	NO GO
<p>4. Unit maintains stock records and accounting system.</p> <p style="padding-left: 40px;">a. Maintains records on all items in storage showing, at minimum, the NSN, date entered, nomenclature, quantity, and location.</p> <p style="padding-left: 40px;">b. Maintains records are maintained IAW AR 710-2, AR 725-50, and DA Pam 710-2-2.</p> <p>5. Unit maintains publications library.</p> <p style="padding-left: 40px;">a. Maintains DS/GS level technical manuals for maintenance operations and parts identification for all items of equipment inspected and repaired, as necessary.</p> <p style="padding-left: 40px;">b. Maintains supply manuals for repair accountability and logistic related ARs to adequately follow Army policy.</p> <p style="padding-left: 40px;">c. Uses DA Pam 25-30 (electronic publications and blank forms) to check accuracy of publication and form titles and dates.</p>		

“\*” indicates a leader task step.

**SUPPORTING INDIVIDUAL TASKS: NONE**

**SUPPORTING COLLECTIVE TASKS: NONE**

**OPFOR TASKS AND STANDARDS: NONE**



<b>TASK PERFORMANCE/EVALUATION SUMMARY BLOCK</b>							
ITERATION	1	2	3	4	5	M	TOTAL
TOTAL TASK STEPS EVALUATED							
TOTAL TASK STEPS "GO"							
TRAINING STATUS "GO/NO GO"							

"\*" indicates a leader task step.

**SUPPORTING INDIVIDUAL TASKS: NONE.**

**SUPPORTING COLLECTIVE TASKS: NONE**

**OPFOR TASKS AND STANDARDS: NONE**



TASK STEPS AND PERFORMANCE MEASURES	GO	NO GO
<p>*2. CRT Maintenance Supervisor supervises field maintenance support.</p> <p>a. Verifies that security elements are appropriately positioned during CRT's movement to the support location.</p> <p>b. Disseminates location and status of field maintenance effort to MCS/Platoon HQ using analog and digital communications.</p> <p>c. Establishes team support area in locations designated by unit requesting on site field maintenance support.</p> <p>d. Coordinates for life support with unit requesting on site support using analog and digital communications.</p> <p>3. CRT repair personnel conduct on site field maintenance support.</p> <p>a. Perform on site BDAR.</p> <p>b. Perform on site diagnostics of inoperable equipment.</p> <p>c. Perform system maintenance through replacement of LRU consistent with repair capability.</p> <p>d. Provide limited recovery assets to assist in evacuation of equipment to the UMCP.</p> <p>e. Verify that all section equipment is serviceable and maintained.</p>		

TASK PERFORMANCE/EVALUATION SUMMARY BLOCK							
ITERATION	1	2	3	4	5	M	TOTAL
TOTAL TASK STEPS EVALUATED							
TOTAL TASK STEPS "GO"							
TRAINING STATUS "GO/NO GO"							

“\*” indicates a leader task step.

**SUPPORTING INDIVIDUAL TASKS: NONE**

**SUPPORTING COLLECTIVE TASKS: NONE**

**OPFOR TASKS AND STANDARDS: NONE**

**ELEMENT:** Maintenance Section

**TASK:** Supervise Maintenance Platoon Operations (43-2-4535) (FM 4-30.3, AR 750-1, DA PAM 385-1, DA PAM 738-750, FM 100-14, TC 5-400)

**ITERATION** 1 2 3 4 5 M (circle)

**COMMANDER/LEADER ASSESSMENT** T P U (circle)

**CONDITIONS:** The platoon is providing maintenance support to supported units. The maintenance platoon has analog and digital communications with Maintenance Control Office/Platoon HQ and supported units. The unit and higher HQ OPORDs with all annexes and overlays have been forwarded to the platoon leader's digital device. The unit and higher HQ TSOPs are available. The platoon receives messages from higher, adjacent, and lower echelons by radio, telephone, courier, and digital communications. This task is performed under all day and night environmental conditions. The unit is subject to air, NBC, and ground Level I threat forces attack. Some iterations of this task should be performed in MOPP4.

**TASK STANDARDS:** Maintenance is provided IAW TSOP and commander's guidance. Reports to company HQ are accurate and timely. At MOPP4, performance degradation factors increase time required to supervise maintenance functions.

TASK STEPS AND PERFORMANCE MEASURES	GO	NO GO
<p>*1. Platoon Leader and Platoon Sergeant perform platoon administrative functions.</p> <ul style="list-style-type: none"> <li>a. Inspect platoon members for proper uniform and equipment.</li> <li>b. Inspect platoon living area for cleanliness.</li> <li>c. Monitor control of weapons and ammunition for security and accountability.</li> <li>d. Supervise PMCS on all organic platoon equipment.</li> <li>e. Coordinate platoon activities with company HQ.</li> <li>f. Enforce OPSEC measures.</li> <li>g. Provide daily personnel and equipment status reports to company HQ using analog and digital communications or messenger.</li> <li>h. Enforce safety procedures IAW TSOP and publications.</li> <li>i. Enforce environmental stewardship protection program procedures IAW TC 5-400.</li> </ul>		

TASK STEPS AND PERFORMANCE MEASURES	GO	NO GO
<p>2. Platoon HQ performs platoon defensive functions.</p> <ul style="list-style-type: none"> <li>a. Coordinates platoon defense with adjacent platoons using analog and digital communications or messenger.</li> <li>b. Checks platoon sector for proper camouflage.</li> <li>c. Supervises manning of platoon defensive positions.</li> <li>d. Enforces safety procedures IAW publications.</li> <li>e. Enforces environmental stewardship protection program procedures IAW TC 5-400.</li> </ul> <p>*3. Platoon Leader supervises operation of platoon sections.</p> <ul style="list-style-type: none"> <li>a. Supervises unit internal production control.</li> <li>b. Provides technical assistance to repairers.</li> <li>c. Coordinates repair section operations with the Maintenance Control Section/Platoon HQ.</li> <li>d. Enforces safety standards IAW TSOP and publications.</li> <li>e. Enforces environmental stewardship protection program procedures IAW TC 5-400.</li> </ul>		

TASK PERFORMANCE/EVALUATION SUMMARY BLOCK							
ITERATION	1	2	3	4	5	M	TOTAL
TOTAL TASK STEPS EVALUATED							
TOTAL TASK STEPS "GO"							
TRAINING STATUS "GO/NO GO"							

“\*” indicates a leader task step.

**SUPPORTING COLLECTIVE TASKS: NONE**

**OPFOR TASKS AND STANDARDS: NONE**





TASK STEPS AND PERFORMANCE MEASURES	GO	NO GO
<p>g. Enforces safety procedures LAW TSOP and applicable publications.</p> <p>h. Enforces environmental stewardship protection program procedures LAW TC 5-400.</p> <p>2. Maintenance Sections and CRT sets up their AO.</p> <p>a. Positions equipment for mission operations.</p> <p>b. Establishes analog and digital communications with MCS/Platoon HQ and company HQ.</p> <p>c. Designates a holding area for customer unit equipment awaiting shop with adequate camouflage and concealment.</p> <p>d. Employs power generation equipment.</p> <p>e. Establishes sleeping area.</p> <p>f. Camouflages area to include customer equipment consistent with tactical situation.</p> <p>g. Employs safety procedures LAW TSOP and applicable publications.</p> <p>h. Employs environmental stewardship protection program procedures LAW TC 5-400.</p> <p>3. Maintenance Control Section sets up AO.</p> <p>a. Positions equipment for mission operations.</p> <p>b. Establishes analog and digital communications with company HQ.</p> <p>c. Employs power generation equipment.</p> <p>d. Establishes sleeping area.</p> <p>e. Camouflages area consistent with tactical situation.</p>		

TASK STEPS AND PERFORMANCE MEASURES	GO	NO GO
<p>f. Employs safety procedures IAW TSOP and applicable publications.</p> <p>g. Employs environmental stewardship protection program procedures IAW TC 5-400.</p> <p>4. Classification Section sets up AO.</p> <p>a. Positions equipment for mission operations.</p> <p>b. Establishes analog and digital communications with MSC/Platoon HQ.</p> <p>c. Employs power generation equipment.</p> <p>d. Establishes sleeping area.</p> <p>e. Camouflages area consistent with tactical situation.</p> <p>f. Employs safety procedures IAW TSOP and applicable publications.</p> <p>g. Employs environmental stewardship protection program procedures IAW TC 5-400.</p> <p>5. Service/Recovery Section sets up AO.</p> <p>a. Positions equipment for mission operations.</p> <p>b. Establishes analog and digital communications with MSC/Platoon HQ.</p> <p>c. Employs power generation equipment.</p> <p>d. Establishes sleeping area.</p> <p>e. Camouflages area to include customers' equipment consistent with tactical situation.</p> <p>f. Employs safety procedures IAW TSOP and applicable publications.</p> <p>g. Employs environmental stewardship protection program procedures IAW TC 5-400.</p>		

<b>TASK PERFORMANCE/EVALUATION SUMMARY BLOCK</b>							
<b>ITERATION</b>	<b>1</b>	<b>2</b>	<b>3</b>	<b>4</b>	<b>5</b>	<b>M</b>	<b>TOTAL</b>
<b>TOTAL TASK STEPS EVALUATED</b>							
<b>TOTAL TASK STEPS "GO"</b>							
<b>TRAINING STATUS "GO/NO GO"</b>							

“\*” indicates a leader task step.

**SUPPORTING INDIVIDUAL TASKS: NONE**

**SUPPORTING COLLECTIVE TASKS: NONE**

**OPFOR TASKS AND STANDARDS: NONE**



TASK STEPS AND PERFORMANCE MEASURES	GO	NO GO
<p>c. Ensures soldiers mounting the vehicle with weapon passes it to someone on board or to a person behind waiting to mount.</p> <p>d. Ensures equipment not needed on march is loaded on separate truck or trailer (if available).</p> <p>e. Ensures soldiers do not mount with duffel bag on their backs.</p> <p>f. Ensures duffel bags are stacked or placed under the seat.</p> <p>g. Ensures trucks have proper ventilation to protect the soldiers from exhaust gases.</p> <p>h. Ensures operators brief soldiers to stay seated with all parts of their bodies inside the truck.</p> <p>i. Fastens safety strap.</p> <p>NOTE: Under emergency conditions, 35 seated soldiers may be transported per semi-trailer.</p> <p>3. The platoon leader/sergeant or squad leader monitors the driver supervising the shipper loading equipment and classes of supplies and the supervisor monitors the driver operating the LHS.</p> <p>a. Ensures current safety regulations and policies are met prior to loading specific types of hazardous materials.</p> <p>b. Ensures drivers, assisted by the assistant driver, load flatracks using load handling system IAW technical manual.</p> <p>c. Supervises shipper loading containers and non-containerized cargo.</p> <p>d. Ensures shipper places pallets on the floor of vehicle cargo beds prior to loading class I.</p> <p>e. Supervises loading vehicle trailer to ensure heavier supplies are placed at the bottom of the load and distributed evenly over the cargo floor.</p> <p>f. Ensures loads are not distributed loosely or built up too high.</p> <p>g. Ensures barrel and drum are loaded either upright or placed on their sides parallel with the length of the truck.</p>		

TASK STEPS AND PERFORMANCE MEASURES	GO	NO GO
<p>h. Ensures sacked cargo is loaded separately so that it cannot be punctured by odd-shaped items.</p> <p>i. Ensures sacked cargo is stacked in overlapping layers to prevent shifting.</p> <p>j. Ensures trailers loaded with crates and boxes are packed with like items or items of compatible shapes and/or transportability codes.</p> <p>k. Inspects loads and trailers at trailer transfer point or hub.</p> <p>l. Ensures equipment and supplies are properly blocked and braced.</p> <p>m. Ensures tarpaulins are placed over cargo to protect against sun, dust, rain, and pilferage.</p> <p>n. Signs and receives documentation for cargo.</p> <p>NOTE: Vehicle and Trailers are loaded IAW equipment technical manual.</p> <p>4. The platoon leader/sergeant or squad leader organizes drivers, conducts inspection on vehicle loads, and leads convoy to destination.</p> <p>a. Inspects loads for proper blocking and bracing.</p> <p>b. Checks loads documentation.</p> <p>c. Places trucks hauling soldiers separated from any vehicle hauling hazardous cargo by at least one buffer vehicle hauling general cargo:</p> <p>d. Conducts convoy briefing to operators on using effective protective measures, to include maintaining the prescribed vehicle interval, radio discipline, and driving during night convoys.</p> <p>e. Conducts tactical road march (see task 071-326-3013).</p> <p>f. Directs convoy defense operations (see task 551-721-3352).</p> <p>g. Reorganizes platoon.</p> <p>h. Provides unit with SITREP and continues with mission.</p>		

TASK STEPS AND PERFORMANCE MEASURES	GO	NO GO
<p>i. Monitors MTS.</p> <p>j. Maintains communications as directed.</p> <p>5. The platoon leader/sergeant or squad leader receives a radio transmission that a vehicle has become disabled or mired.</p> <p>a. Directs remainder of the convoy to continue mission.</p> <p>b. Directs drivers behind disabled vehicle to stagger vehicle and dismount and take a defensive position (if vehicle is disabled in road and the road is block).</p> <p>c. Directs recovery operation.</p> <p>d. Designates personnel for security if road is not block.</p> <p>e. Instructs recovery operator not to push or tow vehicle carrying explosives except to move off the road and recover vehicle.</p> <p>f. Informs the unit commander and/or operation section on platoon status and continues mission.</p> <p>6. The platoon arrives at destination and the platoon leader/sergeant or squad leader reports to the destination consignees.</p> <p>a. Establishes communicates with the consignee to determine where to spot vehicles and trailers for off-loading and loading for backhaul.</p> <p>b. Ensures driver, assisted by the assistant driver, unload flatracks using load handling system IAW technical manual.</p> <p>c. Supervises consignee off -loading vehicles.</p> <p>d. Ensures driver lowers tailgate.</p> <p>e. Ensures the soldiers dismounting the vehicle with a weapon passes it to someone who has dismounted or a person behind waiting to dismount vehicle.</p> <p>f. Provides the consignee with documentation and has the consignee sign for the loads and retains copy for unit files.</p> <p>g. Coordinates for back hauls as directed by unit CP.</p>		



TASK STEPS AND PERFORMANCE MEASURES	GO	NO GO
h. Supervises the consignee to load vehicle to ensure vehicle is properly loaded, blocked, and braced.  i. Signs for and receives documentation for loads.  j. Delivers load to destination and supervises off loading of cargo.  k. Receives customer signature and is released to return back to field location.  l. Supervises soldiers performing after-operations PMCS, completing trip records, and ensures trip records and documentation are provided to dispatcher.		

TASK PERFORMANCE/EVALUATION SUMMARY BLOCK							
ITERATION	1	2	3	4	5	M	TOTAL
TOTAL TASK STEPS EVALUATED							
TOTAL TASK STEPS "GO"							
TRAINING STATUS "GO/NO GO"							

“\*” indicates a leader task step.

SUPPORTING INDIVIDUAL TASKS		
Task Number	Task Title	References
101-519-2311	Supervise Operator Loading and Dispensing of Products From Assigned Vehicles	STP 10-77F15-SM-TG(A)
		STP 10-77F15-SM-TG(R)
551-721-1314	Couple Semitrailer	STP 55-88M12-SM
551-721-1315	Uncouple Semitrailer	STP 55-88M12-SM
551-721-1352	Perform Vehicle Preventive Maintenance Checks and Services (PMCS)	STP 55-88M12-SM
551-721-1355	Prepare Vehicle for Inclement Weather Operation	STP 55-88M12-SM
551-721-1359	Drive Vehicle in a Convoy	STP 55-88M12-SM
551-721-1360	Drive Cargo Vehicle on Side Roads and Unimproved Roads	STP 55-88M12-SM
551-721-1361	Drive Cargo Vehicle On Snow/Ice	STP 55-88M12-SM

Task Number	Task Title	References
551-721-1362	Drive Cargo Vehicle in Sand	STP 55-88M12-SM
551-721-1363	Drive Vehicle With or Without Trailer/Semitrailer in Blackout Conditions	STP 55-88M12-SM
551-721-1367	Back Vehicle With Semitrailer	STP 55-88M12-SM
551-721-1368	Drive Vehicle With Semitrailer On Side Roads and Unimproved Roads	STP 55-88M12-SM
551-721-1372	Assist in Loading Cargo and Equipment Onto Vehicle/Trailer or Semitrailer	STP 55-88M12-SM
551-721-1373	Assist in Unloading Cargo and Equipment Off Vehicle/Trailer or Semitrailer	STP 55-88M12-SM
551-721-1378	Protect Vehicle Load in Inclement Weather	STP 55-88M12-SM
551-721-1379	Transport Classified/Sensitive Cargo	STP 55-88M12-SM
551-721-1380	Transport General Cargo in Trailer/Semitrailer	STP 55-88M12-SM
551-721-1381	Assist in Loading Ammunition On a Transporter	STP 55-88M12-SM
551-721-1383	Transport Dangerous/Hazardous Cargo in Vehicle and Semitrailer	STP 55-88M12-SM
551-721-1384	Perform as Wheeled Vehicle Ground Guide Day or Night	STP 55-88M12-SM
551-721-1386	Transport Passengers in a Truck	STP 55-88M12-SM
551-721-1389	Self-Recovery Wheeled Vehicle	STP 55-88M12-SM
551-721-1409	Use Maps in Motor Transport Operations	STP 55-88M12-SM
551-721-3334	Supervise Preventive Maintenance Checks and Services	STP 55-88M34-SM-TG
551-721-3336	Enforce Driver Safety Rules and Techniques	STP 55-88M34-SM-TG
551-721-3338	Supervise Personnel Performing Vehicle Recovery	STP 55-88M34-SM-TG
551-721-3341	Supervise Personnel Loading Equipment and Cargo Onto Vehicle and Semitrailer	STP 55-88M34-SM-TG
551-721-3342	Supervise Personnel Unloading Equipment and Cargo Off Vehicle	STP 55-88M34-SM-TG
551-721-3343	Supervise Personnel Loading Ammunition On Vehicle, Trailer, and Semitrailer	STP 55-88M34-SM-TG
551-721-4322	Manage Preventive Maintenance Checks and Services	STP 55-88M34-SM-TG
551-721-4326	Perform Duties as Convoy Commander	STP 55-88M34-SM-TG
551-721-4327	Conduct Road Reconnaissance of Convoy Route	STP 55-88M34-SM-TG

SUPPORTING COLLECTIVE TASKS: NONE

OPFOR TASKS AND STANDARDS

TASK: CONDUCT HASTY AMBUSH (63-OPFOR-1003)

CONDITION: OPFOR element is moving in a wooded area when an enemy march element is seen moving along a nearby route.

STANDARD: 1. Prepare ambush site before arrival of enemy element. 2. Surprise enemy forces. 3. Inflict casualties within the designated kill zone. 4. Inflict damage to vehicles and equipment within the designated kill zone. 5. Delay enemy march element from reaching its destination for a specified period. 6. Withdraw, on order, within two minutes of ambush initiation. 7. Report actions to superiors

TASK: CONDUCT SNIPER OPERATIONS (63-OPFOR-1005)

CONDITION: OPFOR has assigned snipers, regular and/or irregular elements, in the enemy rear area along MSR and near support sites.

STANDARD: 1. Set up well-concealed location(s). 2. Engage vehicle drivers or personnel on foot with short bursts of semi-automatic fire. 3. Kill or wound selected target. 4. Prevent position from being discovered by enemy forces. 5. Evacuate the area without being spotted. 6. Report all specified PIR and other intelligence requirements to OPFOR HQ.

TASK: CONDUCT AIR ATTACKS (63-OPFOR-1006)

CONDITION: OPFOR elements in the rear area have forwarded the positions of enemy support sites and/or the locations of road march elements to OPFOR HQ. OPFOR aircraft have been dispatched to attack enemy installations or convoys.

STANDARD: 1. Locate command and control site(s) or convoys. 2. Conduct attack runs on designated target(s). 3. Destroy enemy equipment, supplies, vehicles, and personnel.

**ELEMENTS:** 2 Light Truck Platoon Headquarters  
 4 Light Truck Squads  
 6 Truck Squads  
 3 Truck Platoon Headquarters  
 Medium Truck Squad

**TASK:** Transport Dry and Refrigerated Containerized Cargo (55-2-0038) (FM 55-30, FM 24-35, FM 24-35-1, FM 3-4, FM 3-5, FM 90-10)

**ITERATION** 1 2 3 4 5 M (circle)

**COMMANDER/LEADER ASSESSMENT** T P U (circle)

**CONDITIONS:** Transportation commitments are received from unit headquarters. Transportation operations may be conducted in a field or MOUT environment. Some vehicles may already be committed for external transportation requirements. Personnel and cargo is transported from one location to another during night or through urban areas. Platoons may be required to perform special support operations and to transport hazardous cargo. Convoy may encounter a hostile attack or cross an NBC contaminated area. Some iterations of this task should be performed in MOPP4.

**TASK STANDARDS:** Cargo is transported to prescribed designation according to the unit SOP.  
**NOTE:** At MOPP 4, only those tasks deemed mission essential by the commander are performed.

TASK STEPS AND PERFORMANCE MEASURES	GO	NO GO
*1. Convoy commander plans transport of dry and refrigerated containerized cargo. <ul style="list-style-type: none"> <li>a. Identifies requirements for transporting specific types of cargo.</li> <li>b. Schedules briefing with higher HQ staff element.</li> <li>c. Marks map with all pertinent information collected in the higher HQ staff briefing.</li> <li>d. Prepares checklist for use in identifying all convoy requirements.</li> <li>e. Conducts a map reconnaissance to select and mark routes and sites not already designated by higher HQ staff element.</li> <li>f. Conducts a ground reconnaissance to attain additional route information if time permits.</li> <li>g. Arranges fire support with higher HQ staff element.</li> </ul>		

TASK STEPS AND PERFORMANCE MEASURES	GO	NO GO
<p>h. Coordinates support requirements with escort and security elements, fire support, air cover, and communications.</p> <p>i. Establishes convoy organization that supports mission requirements.</p> <p>j. Identifies weapons and ammunition to be carried for countering potential threat.</p> <p>k. Identifies material for hardening vehicles for protecting personnel and cargo.</p> <p>l. Identifies individual protective equipment to be worn.</p> <p>m. Establishes counter ambush actions to take in the event of a hostile attack.</p> <p>n. Coordinates maintenance and recovery of disabled vehicles with maintenance section.</p> <p>o. Identifies actions to take at RP.</p> <p>p. Conducts convoy operations briefing with higher HQ staff element.</p> <p>q. Enforces safety procedures at all times.</p> <p>2. Truck platoon(s) prepare to transport dry and refrigerated containerized cargo.</p> <p>a. Perform PMCS on vehicles to identify deficiencies and shortcomings.</p> <p>b. Repair minor deficiencies before operating.</p> <p>c. Report deficiencies that are beyond the operator's repair capability to the maintenance section.</p> <p>d. Load cargo without exceeding vehicle capability.</p> <p>e. Check cargo for distribution to enhance safety and prevent vehicle damage.</p> <p>f. Secure cargo according to FM 55-30.</p>		

TASK STEPS AND PERFORMANCE MEASURES	GO	NO GO
<p>g. Secure payload tie-downs.</p> <p>h. Obtain a copy of a completed motor vehicle inspection checklist, hazardous cargo only.</p> <p>i. Sign for cargo and obtain a copy of the TCMD.</p> <p>j. Position hazardous cargo placards (HAZARDOUS CARGO ONLY).</p> <p>3. Truck platoon organizes convoy for transportation commitment.</p> <p>a. Assigns vehicle positions, which minimize targets of opportunity.</p> <p>b. Positions pacesetter vehicles at the head of each march element.</p> <p>c. Positions recovery or bobtail vehicles at the rear of the convoy.</p> <p>d. Positions control vehicles without setting a pattern.</p> <p>e. Positions one hardened or armored vehicle near the head of the convoy.</p> <p>f. Positions remaining escort vehicles where they can provide maximum protection.</p> <p>g. Maintains communications with control vehicles.</p> <p>*4. Convoy commander conducts a final inspection.</p> <p>a. Inspects vehicle for compliance with appropriate TM and SOP.</p> <p>b. Inspects vehicle loads for compliance with TM and SOP.</p> <p>c. Inspects refrigerator unit for deficiencies and shortcomings.</p> <p>d. Inspects personnel and their equipment for compliance with TSOP.</p> <p>e. Reports final inspection results to unit CP.</p>		

TASK STEPS AND PERFORMANCE MEASURES	GO	NO GO
<p>5. Platoon executes transportation commitments.</p> <ul style="list-style-type: none"> <li>a. Conducts convoy commander's briefing with platoon personnel.</li> <li>b. Crosses SP at the time specified to eliminate highway congestion.</li> <li>c. Reports convoy location to unit CP.</li> <li>d. Conducts scheduled halt(s) at prescribed times and locations.</li> <li>e. Conducts unscheduled halt(s) when applicable.</li> <li>f. Conducts convoy under blackout conditions to minimize threat observation.</li> <li>g. Conducts self- and like-vehicle recovery operations.</li> </ul> <p>6. Truck platoon conducts truck convoy defense.</p> <ul style="list-style-type: none"> <li>a. Defends against road blocked/not blocked.</li> <li>b. Defends against mines and booby traps.</li> <li>c. Defends against air attack.</li> <li>d. Defends against indirect fire and sniper fire.</li> <li>e. Crosses a radiologically contaminated area by the shortest route possible without receiving radiological casualties and spreading contamination.</li> <li>f. Crosses a chemically contaminated area by the shortest route possible without receiving chemical casualties and spreading contamination.</li> <li>g. Adjusts formation distances and speed consistent with NBC conditions.</li> <li>h. Forwards SITREP to unit CP.</li> </ul>		

TASK STEPS AND PERFORMANCE MEASURES	GO	NO GO
<p>7. Truck platoon reorganizes after attack.</p> <ul style="list-style-type: none"> <li>a. Treats casualties using current treatment procedures.</li> <li>b. Evacuates the casualties according to current MEDEVAC procedures.</li> <li>c. Assesses vehicles and cargo to determine extent of damage.</li> <li>d. Removes critical items from unrecoverable equipment according to special instructions for the motor vehicle driver.</li> <li>e. Redistributes ammunition to replace previous expended rounds.</li> <li>f. Redistributes remaining drivers among existing equipment.</li> <li>g. Performs emergency destruction of inoperative equipment upon receipt of authorization from convoy commander.</li> <li>h. Forwards destroyed vehicle location report to unit CP and higher HQ staff element.</li> </ul> <p>8. Truck platoon completes commitment.</p> <ul style="list-style-type: none"> <li>a. Arrives at the specified location at a designated time.</li> <li>b. Accounts for all personnel and equipment.</li> <li>c. Performs cargo accountability by transferring TCMD between consignees.</li> <li>d. Uncouples or unloads cargo (whichever is applicable).</li> <li>e. Performs after-operation PMCS, if applicable.</li> <li>f. Picks up return (retrograde) loads as directed by unit CP.</li> </ul>		

TASK PERFORMANCE/EVALUATION SUMMARY BLOCK							
ITERATION	1	2	3	4	5	M	TOTAL
TOTAL TASK STEPS EVALUATED							
TOTAL TASK STEPS "GO"							
TRAINING STATUS "GO/NO GO"							

“\*” indicates a leader task step.



<b>SUPPORTING INDIVIDUAL TASKS</b>		
<b>Task Number</b>	<b>Task Title</b>	<b>References</b>
071-430-0008	Reorganize a Platoon Following Enemy Contact While in the Defense	STP 21-24-SMCT
551-721-1314	Couple Semitrailer	STP 55-88M12-SM
551-721-1352	Perform Vehicle Preventive Maintenance Checks and Services (PMCS)	STP 21-1-SMCT
		STP 55-88M12-SM
551-721-1353	Perform Preventive Maintenance Checks and Services (PMCS) on a Trailer	STP 55-88M12-SM
551-721-1356	Prepare Vehicle for Blackout Operations	STP 55-88M12-SM
551-721-1363	Drive Vehicle With or Without Trailer/Semitrailer in Blackout Conditions	STP 21-1-SMCT
		STP 55-88M12-SM
551-721-1371	Perform Dispatcher Duties	STP 55-88M12-SM
551-721-1372	Assist in Loading Cargo and Equipment Onto Vehicle/Trailer or Semitrailer	STP 55-88M12-SM
551-721-1373	Assist in Unloading Cargo and Equipment Off Vehicle/Trailer or Semitrailer	STP 55-88M12-SM
551-721-1380	Transport General Cargo in Trailer/Semitrailer	STP 55-88M12-SM
551-721-1381	Assist in Loading Ammunition On a Transporter	STP 55-88M12-SM
551-721-1389	Self-Recovery Wheeled Vehicle	STP 55-88M12-SM
551-721-1408	Implement Defensive Procedures When Under Enemy Attack or Ambush in a Truck Convoy	STP 21-1-SMCT
551-721-1410	Operate a Vehicle in a Contaminated Area	STP 55-88M12-SM
551-721-3336	Enforce Driver Safety Rules and Techniques	STP 55-88M34-SM-TG
551-721-3341	Supervise Personnel Loading Equipment and Cargo Onto Vehicle and Semitrailer	STP 55-88M34-SM-TG
551-721-3342	Supervise Personnel Unloading Equipment and Cargo Off Vehicle	STP 55-88M34-SM-TG
551-721-3343	Supervise Personnel Loading Ammunition On Vehicle, Trailer, and Semitrailer	STP 55-88M34-SM-TG
551-721-3348	Perform Duties as Serial/March Unit Commander	STP 21-24-SMCT
551-721-3349		STP 55-88M34-SM-TG
	Supervise Preparation of Vehicle for Tactical Operations	STP 55-88M34-SM-TG
551-721-3350	Conduct a Convoy in an NBC Environment	STP 55-88M34-SM-TG
551-721-3352	Direct Convoy Defense Operations	STP 21-24-SMCT

<b>Task Number</b>	<b>Task Title</b>	<b>References</b>
551-721-4326	Perform Duties as Convoy Commander	STP 55-88M34-SM-TG STP 21-24-SMCT
551-721-4327	Conduct Road Reconnaissance of Convoy Route	STP 55-88M34-SM-TG

**SUPPORTING COLLECTIVE TASKS: NONE**

**OPFOR TASKS AND STANDARDS: NONE**



TASK STEPS AND PERFORMANCE MEASURES	GO	NO GO
<p>h. Coordinates support requirements with escort and security elements, fire support, air cover, and communications.</p> <p>i. Establishes convoy organization that supports mission requirements.</p> <p>j. Identifies weapons and ammunition to carry for use in countering potential threat.</p> <p>k. Identifies material for hardening of vehicles for protecting personnel and cargo.</p> <p>l. Identifies individual protective equipment to be worn.</p> <p>m. Establishes counterambush actions to take in the event of a hostile attack.</p> <p>n. Coordinates maintenance and recovery of disabled vehicles with maintenance section.</p> <p>o. Identifies actions to be taken at RP.</p> <p>p. Conducts convoy operations briefing with higher HQ staff element.</p> <p>q. Enforces safety procedures at all times.</p> <p>2. Truck platoon prepares to transport bulk water.</p> <p>a. Performs PMCS on prime mover tractor to identify deficiencies and shortcomings.</p> <p>b. Repairs minor deficiencies before operating.</p> <p>c. Reports deficiencies beyond the operator's repair capability to the maintenance section.</p> <p>d. Couples prime mover (tractor to semitrailer) according to FM 21-305.</p> <p>e. Lays out the SMFT on the semitrailer.</p> <p>f. Performs PMCS on the SMFT according to applicable TM.</p>		

TASK STEPS AND PERFORMANCE MEASURES	GO	NO GO
<p>g. Fills SMFT with water. (Tank must be completely filled.)</p> <p>h. Ties down the SMFT.</p> <p>i. Secures SMFT tie-downs.</p> <p>j. Enforces safety procedures at all times.</p> <p>3. Truck platoon organizes convoy for transportation commitment.</p> <p>    a. Assigns vehicle positions, which minimize targets of opportunity.</p> <p>    b. Positions pacesetter vehicle at the head of each march element.</p> <p>    c. Positions recovery or bobtail vehicles at the rear of the convoy.</p> <p>    d. Positions control vehicles without setting a pattern.</p> <p>    e. Positions one hardened or armored vehicle near the head of the convoy.</p> <p>    f. Positions remaining escort vehicles where they can provide maximum protection.</p> <p>    g. Maintains communications with control vehicles.</p> <p>*4. Convoy commander conducts a final inspection.</p> <p>    a. Inspects vehicle for compliance with appropriate TM and SOP.</p> <p>    b. Inspects vehicle distribution and security of cargo according to the TM or SOP. (Tank must be completely filled.)</p> <p>    c. Inspects personnel and their equipment for compliance with TSOP.</p> <p>    d. Reports final inspection results to unit CP.</p>		

TASK STEPS AND PERFORMANCE MEASURES	GO	NO GO
<p>5. Truck platoon executes transportation commitments.</p> <ul style="list-style-type: none"> <li>a. Conducts convoy commander's briefing with platoon personnel.</li> <li>b. Crosses SP at the time specified to eliminate highway congestion.</li> <li>c. Reports convoy location to unit CP.</li> <li>d. Conducts scheduled halt(s) at prescribed time and location.</li> <li>e. Conducts unscheduled halt(s) when applicable.</li> <li>f. Conducts convoy under blackout conditions to minimize threat observation.</li> <li>g. Conducts self- and like-vehicle recovery operations.</li> </ul> <p>6. Truck platoon conducts truck convoy defense.</p> <ul style="list-style-type: none"> <li>a. Defends against road blocked or not blocked.</li> <li>b. Defends against mines and booby traps.</li> <li>c. Defends against air attack.</li> <li>d. Defends against indirect fire and sniper fire.</li> <li>e. Crosses a radiologically contaminated area by the shortest route possible without receiving radiological casualties or spreading contamination.</li> <li>f. Crosses a chemically contaminated area by the shortest route possible without receiving chemical casualties or spreading contamination.</li> <li>g. Adjusts formation distances and speed consistent with NBC conditions.</li> <li>h. Forwards SITREP to unit CP.</li> </ul>		

TASK STEPS AND PERFORMANCE MEASURES	GO	NO GO
<p>7. Truck platoon reorganizes after attack.</p> <ul style="list-style-type: none"> <li>a. Treats casualties according to the current treatment procedures.</li> <li>b. Evacuates the casualties according to the current MEDEVAC procedures.</li> <li>c. Assesses damage to vehicles and cargo to determine the extent of damage.</li> <li>d. Removes critical items from unrecoverable equipment according to special instructions for motor vehicle drivers.</li> <li>e. Redistributes ammunition to replace previously expended rounds.</li> <li>f. Redistributes remaining drivers among existing equipment.</li> <li>g. Performs emergency destruction of inoperative equipment upon receipt of authorization from convoy commander.</li> <li>h. Forwards destroyed vehicle location report to unit CP and higher HQ staff element.</li> <li>i. Continues mission.</li> </ul> <p>8. Truck platoon completes commitment.</p> <ul style="list-style-type: none"> <li>a. Arrives at the specified location at a designated time.</li> <li>b. Accounts for all personnel and equipment.</li> <li>c. Empties water from the SMFT unless the site is a dry water point.</li> <li>d. Folds up and stores the tank on and removes from the semitrailer.</li> <li>e. Uncouples semitrailer if the site is a dry water point.</li> <li>f. Performs cargo accountability by transferring TCMD between consignees.</li> </ul>		

TASK STEPS AND PERFORMANCE MEASURES	GO	NO GO
g. Performs after-operation PMCS if applicable.		
h. Picks up return (retrograde) loads as directed by unit CP.		

TASK PERFORMANCE/EVALUATION SUMMARY BLOCK							
ITERATION	1	2	3	4	5	M	TOTAL
TOTAL TASK STEPS EVALUATED							
TOTAL TASK STEPS "GO"							
TRAINING STATUS "GO/NO GO"							

“\*” indicates a leader task step.

SUPPORTING INDIVIDUAL TASKS		
Task Number	Task Title	References
071-430-0008	Reorganize a Platoon Following Enemy Contact While in the Defense	STP 21-24-SMCT
551-721-1314	Couple Semitrailer	STP 55-88M12-SM
551-721-1352	Perform Vehicle Preventive Maintenance Checks and Services (PMCS)	STP 55-88M12-SM
551-721-1359	Drive Vehicle in a Convoy	STP 21-1-SMCT
551-721-1363	Drive Vehicle With or Without Trailer/Semitrailer in Blackout Conditions	STP 21-1-SMCT
551-721-1371	Perform Dispatcher Duties	STP 55-88M12-SM
551-721-1380	Transport General Cargo in Trailer/Semitrailer	STP 55-88M12-SM
551-721-1408	Implement Defensive Procedures When Under Enemy Attack or Ambush in a Truck Convoy	STP 21-1-SMCT
551-721-3334	Supervise Preventive Maintenance Checks and Services	STP 55-88M34-SM-TG
551-721-3336	Enforce Driver Safety Rules and Techniques	STP 55-88M34-SM-TG
551-721-3341	Supervise Personnel Loading Equipment and Cargo Onto Vehicle and Semitrailer	STP 55-88M34-SM-TG
551-721-3348	Perform Duties as Serial/March Unit Commander	STP 21-24-SMCT
		STP 55-88M34-SM-TG
551-721-3349	Supervise Preparation of Vehicle for Tactical Operations	STP 55-88M34-SM-TG



<b>Task Number</b>	<b>Task Title</b>	<b>References</b>
551-721-3350	Conduct a Convoy in an NBC Environment	STP 55-88M34-SM-TG
551-721-3352	Direct Convoy Defense Operations	STP 21-24-SMCT
551-721-4326	Perform Duties as Convoy Commander	STP 21-24-SMCT
551-721-4327	Conduct Road Reconnaissance of Convoy Route	STP 55-88M34-SM-TG
551-88M-0005	Operate a Vehicle in a Convoy	STP 21-1-SMCT

**SUPPORTING COLLECTIVE TASKS: NONE**

**OPFOR TASKS AND STANDARDS: NONE**



TASK STEPS AND PERFORMANCE MEASURES	GO	NO GO
<p>j. Identifies weapons and ammunition to carry for use in countering potential threat.</p> <p>k. Identifies material for hardening of vehicles for the protection of personnel and cargo.</p> <p>l. Identifies individual protective equipment to be worn.</p> <p>m. Establishes counter ambush actions to take in the event of a hostile attack.</p> <p>n. Coordinates maintenance and recovery of disabled vehicles with maintenance section.</p> <p>o. Identifies actions to be taken at RP.</p> <p>p. Conducts convoy operations briefing with higher HQ staff element.</p> <p>q. Enforces safety procedures at all times.</p> <p>2. Truck platoon prepares to transport bulk petroleum.</p> <p>a. Performs PMCS on vehicles to identify deficiencies and shortcomings according to the applicable TM.</p> <p>b. Repairs minor deficiencies before operating.</p> <p>c. Reports deficiencies that are beyond the operator's repair capability to the maintenance section.</p> <p>d. Couples prime mover (trailer) to fuel tanker according to the applicable TM.</p> <p>e. Loads cargo without exceeding vehicle capability.</p> <p>f. Secures cargo according to the unit TSOP.</p> <p>g. Secures payload tie-downs (when applicable).</p> <p>h. Obtains a copy of a completed motor vehicle inspection checklist, hazardous cargo only.</p>		

TASK STEPS AND PERFORMANCE MEASURES	GO	NO GO
<p>i. Signs for cargo and obtains copies of TCMD.</p> <p>j. Positions hazardous cargo placards (HAZARDOUS CARGO ONLY).</p> <p>3. Truck platoon organizes convoy for transportation commitment).</p> <p>a. Assigns vehicle positions, which minimize targets of opportunity.</p> <p>b. Positions pacesetter vehicle at the head of each march element.</p> <p>c. Positions recovery or bobtail vehicles at the rear of the convoy.</p> <p>d. Positions control vehicles without setting a pattern.</p> <p>e. Positions one hardened or armored vehicle near the head of the convoy.</p> <p>f. Positions remaining escort vehicles where they can provide maximum protection.</p> <p>g. Maintains communications with control vehicles.</p> <p>*4. Convoy commander conducts a final inspection.</p> <p>a. Inspects vehicle for compliance with the appropriate TM and TSOP.</p> <p>b. Inspects vehicle loads for compliance with TSOP.</p> <p>c. Inspects placement of fuel placards.</p> <p>d. Inspects personnel and their equipment for compliance with TSOP.</p> <p>e. Reports final inspection results to the unit CP.</p> <p>5. Truck platoon executes transportation commitments.</p> <p>a. Conducts convoy commander's briefing with platoon personnel.</p> <p>b. Crosses SP at the time specified to eliminate highway congestion.</p>		

TASK STEPS AND PERFORMANCE MEASURES	GO	NO GO
<p>c. Reports convoy location to unit CP.</p> <p>d. Conducts scheduled halt(s) at prescribed time and location.</p> <p>e. Conducts unscheduled halt(s) whenever applicable.</p> <p>f. Conducts convoy under blackout conditions to minimize threat observation.</p> <p>g. Conducts self- and like-vehicle recovery operations.</p> <p>6. Truck platoon conducts truck convoy defense.</p> <p>a. Defends against road blocked or not blocked.</p> <p>b. Defends against mines and booby traps.</p> <p>c. Defends against air attack.</p> <p>d. Defends against indirect fire and sniper fire.</p> <p>e. Crosses a radiologically contaminated area by the shortest route possible without receiving radiological casualties or spreading contamination.</p> <p>f. Crosses a chemically contaminated area by the shortest route possible without receiving chemical casualties or spreading contamination.</p> <p>g. Adjusts formation distances and speed consistent with NBC conditions.</p> <p>h. Forwards SITREP to unit CP.</p> <p>7. Truck platoon reorganizes after attack.</p> <p>a. Treats casualties according to the current treatment procedures.</p> <p>b. Evacuates the casualties to the nearest medical or collection facility according to current MEDEVAC procedures.</p> <p>c. Assesses damage to vehicles and cargo to determine the extent of damage.</p>		

TASK STEPS AND PERFORMANCE MEASURES	GO	NO GO
<p>d. Removes critical items from unrecoverable equipment according to the special instructions for motor vehicle drivers.</p> <p>e. Redistributes ammunition to replace previously expended rounds.</p> <p>f. Redistributes remaining drivers among existing equipment.</p> <p>g. Performs emergency destruction of inoperative equipment upon receipt of authorization from convoy commander.</p> <p>h. Forwards destroyed vehicle location report to unit CP and higher HQ staff element.</p> <p>8. Truck platoon completes commitment.</p> <p>a. Arrives at the specified location at a designated time.</p> <p>b. Accounts for all personnel and equipment.</p> <p>c. Performs cargo accountability by transferring TCMD between consignees.</p> <p>d. Uncouples or unloads tanker (whichever is applicable).</p> <p>e. Performs after-operation PMCS if applicable.</p> <p>f. Picks up return (retrograde) loads as directed by the unit CP.</p>		

TASK PERFORMANCE/EVALUATION SUMMARY BLOCK							
ITERATION	1	2	3	4	5	M	TOTAL
TOTAL TASK STEPS EVALUATED							
TOTAL TASK STEPS "GO"							
TRAINING STATUS "GO/NO GO"							

“\*” indicates a leader task step.

<b>SUPPORTING INDIVIDUAL TASKS</b>		
<b>Task Number</b>	<b>Task Title</b>	<b>References</b>
551-721-1352	Perform Vehicle Preventive Maintenance Checks and Services (PMCS)	STP 21-1-SMCT
551-721-1356	Prepare Vehicle for Blackout Operations	STP 55-88M12-SM
551-721-1359	Drive Vehicle in a Convoy	STP 21-1-SMCT
551-721-1363	Drive Vehicle With or Without Trailer/Semitrailer in Blackout Conditions	STP 21-1-SMCT
551-721-1408	Implement Defensive Procedures When Under Enemy Attack or Ambush in a Truck Convoy	STP 21-1-SMCT
551-721-3336	Enforce Driver Safety Rules and Techniques	STP 55-88M34-SM-TG
551-721-3348	Perform Duties as Serial/March Unit Commander	STP 21-24-SMCT
551-721-3349	Supervise Preparation of Vehicle for Tactical Operations	STP 55-88M34-SM-TG
551-721-3350	Conduct a Convoy in an NBC Environment	STP 55-88M34-SM-TG
551-721-3352	Direct Convoy Defense Operations	STP 21-24-SMCT
551-721-4326	Perform Duties as Convoy Commander	STP 21-24-SMCT
551-88M-0005	Operate a Vehicle in a Convoy	STP 21-1-SMCT

**SUPPORTING COLLECTIVE TASKS: NONE**

**OPFOR TASKS AND STANDARDS: NONE**





TASK STEPS AND PERFORMANCE MEASURES	GO	NO GO
<p>2. Unit HQ performs strength accounting.</p> <ul style="list-style-type: none"> <li>a. Consolidates elements' personnel status reports.</li> <li>b. Forwards personnel status report to the higher HQ staff element NLT time specified in the OPORD and TSOP using analog and/or digital communications.</li> <li>c. Updates battle roster to reflect 100 percent accuracy.</li> </ul> <p>3. Unit HQ performs equipment status reporting.</p> <ul style="list-style-type: none"> <li>a. Consolidates elements' equipment status reports.</li> <li>b. Forwards equipment status reports to higher HQ staff element NLT time specified in the OPORD and TSOP using analog and/or digital communications.</li> </ul> <p>4. Unit HQ processes replacements.</p> <ul style="list-style-type: none"> <li>a. Inspects all replacement personnel for proper weapons, MOPP gear, equipment, clothing, and shot records.</li> <li>b. Briefs replacements on tactical situation.</li> <li>c. Briefs replacements on chain of command and specific duties.</li> <li>d. Issues required supplies and equipment.</li> <li>e. Escorts unit replacements to assigned area.</li> <li>f. Records replacement data on battle reports.</li> <li>g. Coordinates transportation for movement of replacement individuals for supported unit to the gaining activity using analog and/or digital communications.</li> <li>h. Coordinates with support medical element for required immunizations using analog and/or digital communications.</li> </ul>		

TASK STEPS AND PERFORMANCE MEASURES	GO	NO GO
<p>5. Unit HQ provides administrative support.</p> <ul style="list-style-type: none"> <li>a. Forwards 100 percent accurate personnel and finance support requests to higher HQ staff element within 24 hours using analog and/or digital communications.</li> <li>b. Coordinates UCMJ actions with the battalion legal clerk using analog and/or digital communications.</li> <li>c. Administers unit awards program IAW procedures prescribed in the higher HQ TSOP.</li> <li>d. Provides unit-level mail service as prescribed by appropriate regulations and unit TSOP.</li> <li>e. Maintains classified materials IAW appropriate regulations.</li> </ul> <p>6. Unit HQ implements microcomputer and ULC security procedures (Digital Units Only).</p> <ul style="list-style-type: none"> <li>a. Establishes "controlled access" procedures to ULC and microcomputer area(s).</li> <li>b. Restricts access to computers by use of classified passwords.</li> <li>c. Rotates operator passwords every 30 days or earlier if compromise is suspected.</li> <li>d. Monitors ULC and microcomputers for proper usage.</li> <li>e. Establishes computer report distribution procedures.</li> </ul> <p>7. Unit HQ provides health, welfare, and morale support.</p> <ul style="list-style-type: none"> <li>a. Coordinates for the distribution of specialty packs and sundry items IAW higher HQ OPORD and TSOP using analog and/or digital communications.</li> <li>b. Monitors unit field feeding for compliance with the TSOP.</li> <li>c. Monitors unit sleep and rest plan for compliance with the TSOP.</li> <li>d. Supervises physical conditioning program.</li> </ul>		

TASK STEPS AND PERFORMANCE MEASURES	GO	NO GO
<p>e. Coordinates laundry and shower exchange support with the S4 section using analog and/or digital communications.</p> <p>f. Coordinates for religious activity support using analog and/or digital communications.</p> <p>g. Disseminates health, welfare, and morale support information to all subelements using analog and/or digital communications.</p>		

TASK PERFORMANCE/EVALUATION SUMMARY BLOCK							
ITERATION	1	2	3	4	5	M	TOTAL
TOTAL TASK STEPS EVALUATED							
TOTAL TASK STEPS "GO"							
TRAINING STATUS "GO/NO GO"							

“\*” indicates a leader task step.

SUPPORTING INDIVIDUAL TASKS		
Task Number	Task Title	References
081-831-0102	Supervise Unit Preventive Medicine and Field Sanitation Procedures	STP 21-24-SMCT
121-030-3534	Report Casualties	STP 21-24-SMCT

SUPPORTING COLLECTIVE TASKS: NONE

OPFOR TASKS AND STANDARDS: NONE



TASK STEPS AND PERFORMANCE MEASURES	GO	NO GO
<p>g. Inform personnel of availability of religious support.</p> <p>h. Implement buddy system to observe signs of stress or BF among the soldiers and leaders.</p> <p>*2. Commander and leaders implement sleep plan.</p> <p>a. Provide a safe and secure area away from vehicles and other high-noise activities.</p> <p>b. Adjust sleep plan as dictated by tactical situation.</p> <p>c. Enforce the sleep plan LAW the TSOP.</p> <p>*3. Leaders implement task rotation or restructuring procedures.</p> <p>a. Alternate cross-trained unit personnel on critical tasks, as required.</p> <p>b. Rotate unit personnel between demanding and non-demanding tasks.</p> <p>c. Assign two soldiers to function independently on tasks requiring a high degree of accuracy.</p> <p>d. Adjust task rotation policies and procedures to the tactical situation.</p> <p>*4. Leaders implement stress-coping and management techniques.</p> <p>a. Integrate new unit members into the unit immediately.</p> <p>b. Assist soldiers in resolving family/home-related problems.</p> <p>c. Provide instruction on relaxation technique to all personnel prior to deployment.</p> <p>d. Conduct routine after-action stress debriefings.</p> <p>e. Conduct unit award, decoration, recognition and memorial ceremonies.</p>		

TASK STEPS AND PERFORMANCE MEASURES	GO	NO GO
<p>*5. Commander and leaders implement stress control techniques.</p> <ul style="list-style-type: none"> <li>a. Implement a plan to deal with mild, seriously stressed, or BF cases.</li> <li>b. Assign soldiers who show signs of stress or BF to simple tasks.</li> <li>c. Direct personnel to be supportive of BF or stressed soldiers.</li> <li>d. Refer soldiers showing signs of serious stress or BF to supporting MTF for medical evaluation.</li> <li>e. Reintegrate RTD soldiers into their specific element.</li> </ul> <p>6. Unit personnel employ stress prevention measures.</p> <ul style="list-style-type: none"> <li>a. Maintain a positive attitude concerning the unit's mission, purpose, and abilities.</li> <li>b. Comply with the commander's sleep plan.</li> <li>c. Identify other soldiers with signs of stress or BF.</li> <li>d. Provide immediate buddy aid support.</li> <li>e. Report signs of stress or BF in other soldiers to immediate supervisor.</li> <li>f. Accept new unit members immediately.</li> <li>g. Practice relaxation techniques at appropriate times and places.</li> <li>h. Participate in buddy system and after-action stress debriefings.</li> </ul>		

TASK PERFORMANCE/EVALUATION SUMMARY BLOCK							
ITERATION	1	2	3	4	5	M	TOTAL
TOTAL TASK STEPS EVALUATED							
TOTAL TASK STEPS "GO"							
TRAINING STATUS "GO/NO GO"							

\*\*\* indicates a leader task step.

## CHAPTER 6

### EXTERNAL EVALUATION

**6-1. GENERAL.** An external evaluation is conducted to evaluate the unit's ability to perform its critical wartime mission. This chapter is a guide for preparing an external evaluation. The unit may modify the evaluation, as deemed appropriate by the commander, based on METT-T and other considerations. The unit will be evaluated using standards of selected T&EOs contained in Chapter 5 of this MTP. The evaluation will evaluate the total unit. The evaluation should employ the use of a realistic OPFOR and the use of MILES. At the completion of the evaluation, the commander should be able to identify the strengths and weaknesses of the unit which can form the basis for future training and resource allocation.

**6-2. PREPARING THE EVALUATION.** To ensure that the evaluations accurately measure unit capabilities, the commander must standardize evaluation procedures.

**a. Preparing the Evaluation Instrument.** The sample evaluation scenario outlined in Figure 6-1, pages 6-2 and 6-3, contains the missions as well as the appropriate tasks necessary to develop and execute the evaluation. Since it is not possible or desirable to evaluate every task, selective tailoring is required. The following procedures should be considered when developing the evaluation.

(1) Based on previous training guidance, identify the missions to be evaluated, using Table 2-1 in this MTP. Record the selected missions on the Unit Proficiency Worksheet, Figure 6-2, page 6-4.

(2) List each mission on a separate Task Summary Sheet (see Figure 6-3, page 6-5; Figure 6-4, pages 6-6 and 6-7; Figure 6-5, pages 6-8 and 6-9; Figure 6-6, pages 6-10 and 6-11; Figure 6-7, page 6-12; and Figure 6-8, page 6-13).

(3) Select the tasks to be evaluated in the performance of every mission. List the selected tasks on the Task Summary Sheet. The evaluators use these sheets to record the results of the evaluation.

(4) Compile the selected missions and tasks in the order that they will logically occur in the detailed scenario. Group the selected missions and tasks in modules, as shown in Figure 6-1, to allow for continuous operations which can be interrupted at logical points for assessment of casualties and the conduct of in-progress AAR.

**b. Forecasting and Requisitioning Resources.** Depending on the evaluation, adequate training, ammunition, equipment, and supplies must be forecasted and requisitioned. A consolidated list of support requirements for this evaluation is at Table 6-1, page 6-14. This consolidated listing is the result of experience with the scenario presented in Figure 6-1. The evaluating HQ will have to prepare its own consolidated support list.

EVENT	ACTION	DURATION	TIME FRAME
1.	Conduct pre-evaluation action	8 hr	Before start
2.	Receive warning order	1 hr	Day 1, 0600
<b>MODULE 1</b>			
3.	Develop displacement plan	40 min	0640
4.	Coordinate support requirements	20 min	0700
5.	Organize advance quartering party	10 min	0710
6.	Conduct reconnaissance	1 hr 15 min	0825
7.	Brief quartering party	15 min	0840
8.	Dispatch quartering party	5 min	0845
9.	Conduct convoy		
10.	Prepare vehicles and equipment	50 min	0935
11.	Dismantle operation site	40 min	1015
12.	Conduct AAR	30 min	1045
13.	Organize convoy	20 min	1105
14.	Brief convoy personnel	15 min	1120
15.	Cross SP	10 min	1130
16.	Conduct convoy	45 min	1215
17.	Cross contaminated area	45 min	1300
18.	Threat interdiction	30 min	1330
19.	Conduct AAR	30 min	1400
20.	Continue convoy	45 min	1445
21.	Cross RP	15 min	1500
22.	Conduct AAR	30 min	1530
<b>MODULE 2</b>			
23.	Prepare area for occupancy	3 hr	1830
24.	Conduct AAR	30 min	1900
25.	Establish initial communications	30 min	1930
26.	Escort convoy elements to new area	45 min	2015
27.	Establish unit defense	1 hr 15 min	2130
28.	Set-up unit headquarters and operating site	5 hr	0125
29.	Conduct AAR	30 min	0155
<b>MODULE 3</b>			Day 2, 0800
*30.	Receive/issue transportation request	1 hr	0900
*31.	Organize platoons for mission	30 min	0930
32.	Provide truck transportation services		

Figure 6-1. Sample evaluation scenario



EVENT	ACTION	DURATION	TIME FRAME
<b>MODULE 3 (continued)</b>			
33.	Conduct AAR	30 min	1000
*34.	Perform personnel and administrative support		
*35.	Perform health and welfare measures		
*36.	Perform unit-level maintenance		
*37.	Perform internal supply		
38.	Level I attack occurs	30 min	1030
39.	NBC attack occurs	45 min	1115
40.	Perform decontamination and monitor operations	1 hr 30 min	1245
41.	Conduct AAR	30 min	1315
<b>MODULE 4</b>			Day 3, 0800
42.	Receive alert message	15 min	0815
43.	Occupy fighting positions	10 min	0825
44.	Assemble reaction forces	15 min	0840
45.	Detect threat	5 min	0845
46.	Increase perimeter manning	10 min	0855
47.	Receive threat indirect fire	15 min	0910
48.	Engage threat	1 hr	1010
49.	Request indirect fire or CAS	15 min	1025
50.	Adjust defense	50 min	1115
51.	Reorganize defense	35 min	1150
52.	Disengage threat	10 min	1200
53.	Conduct AAR	30 min	1230
54.	Hand over battle to TCF/MPs	30 min	1300
55.	Conduct AAR	30 min	1330
56.	Reorganize unit	30 min	1400
57.	Conduct ADC	45 min	1445
58.	Conduct hasty displacement	1 hr	1545
59.	Move to AAR site and conduct final AAR	3 hr	1845
<b>TOTAL ESTIMATED TIME: 46 hours 08 min</b>			
*Event occurs simultaneously with other events.			
NOTE: Events will be performed to standards, not time limitations. The time to train an event will vary based on METT-T factors and the training proficiency of the Transportation Motor Transport Companies.			

Figure 6-1. Sample evaluation scenario (continued)



**TASK SUMMARY SHEET**

**MISSION:** Deploy Unit to a New Theater of Operations

TASK	T&EO NUMBER	EVALUATION	
		GO	NO GO
Perform Deployment Alert Activities	63-2-4801		
Perform Personnel and Administrative Predeployment Activities	63-2-4802		
Perform Predeployment Training Activities	63-2-4803		
Perform Predeployment Supply Activities	63-2-4804		
Perform Predeployment Maintenance Activities	63-2-4805		
Prepare Vehicles and Equipment for Deployment	63-2-4806		
Prepare Unit for Nontactical Move	63-2-4807		
Conduct Nontactical Road March	63-2-4808		
Perform Sea Port of Embarkation Activities for Deployment	63-2-4809		
Perform Aerial Port of Embarkation Activities for Deployment	63-2-4810		
Perform Aerial Port of Debarkation Activities for Deployment	63-2-4811		
Perform Sea Port of Debarkation Activities for Deployment	63-2-4812		
Prepare Equipment Reception Team for Tactical Road March	63-2-4813		
Perform Demobilization Station Activities	63-2-4824		
Conduct Integration Activities	63-2-4825		
Conduct Staging Activities	63-2-4826		
Employ Operations Security Measures	63-2-4016		
Employ Physical Security Measures	63-2-4306		
Combat Battlefield Stress	63-2-4303		
Perform Risk Management Procedures	63-2-4326		
Plan Unit Mobilization in a Peacetime Environment	63-2-4827		
Plan Unit Deployment Activities Upon Receipt of a Warning Order	63-2-4828		

TASK PERFORMANCE/EVALUATION SUMMARY BLOCK							
ITERATION	1	2	3	4	5	M	TOTAL
TOTAL TASK STEPS EVALUATED							
TOTAL TASK STEPS "GO"							
TRAINING STATUS "GO/NO GO"							

\_\_\_\_\_  
**Evaluator's Signature**

**Figure 6-3. Task summary sheet, deploy unit to a new theater of operations**

## TASK SUMMARY SHEET

---

**MISSION:** Relocate Unit to a New Operating Site
 

---

TASK	T&EO NUMBER	EVALUATION	
		GO	NO GO
Prepare Unit to Move	63-2-4002		
Conduct Tactical Road March	63-2-4003		
Perform Advance/Quarterming Party Activities	63-2-4008		
Use Passive Air Defense Measures	63-2-4307		
Take Active Air Defense Measures Against Hostile Aircraft	63-2-4308		
Cross a Radiologically Contaminated Area	63-2-4005		
Defend Convoy Elements	63-2-4006		
Employ Operations Security Measures	63-2-4016		
Perform Operational Decontamination	63-2-4018		
Perform Thorough Decontamination	63-2-4019		
Respond to the Initial Effects of a Nuclear Attack	63-2-4020		
Cross a Chemically Contaminated Area	63-2-4226		
Employ Physical Security Measures	63-2-4306		
Respond to a Chemical Attack	63-2-4334		
Treat Casualties	08-2-0003.63-0001		
Transport Personnel and Cargo	55-2-0011		
Combat Battlefield Stress	63-2-4303		
Process Enemy Prisoners of War	63-2-4304		
Process Captured Documents and Equipment	63-2-4305		
Transport Casualties	63-2-4316		
Perform Risk Management Procedures	63-2-4326		
Perform Unit-Level Maintenance	63-2-4552		
Plan Unit Move	63-2-4001		

**Figure 6-4. Task summary sheet, relocate to a new operating site**

TASK PERFORMANCE/EVALUATION SUMMARY BLOCK							
ITERATION	1	2	3	4	5	M	TOTAL
TOTAL TASK STEPS EVALUATED							
TOTAL TASK STEPS "GO"							
TRAINING STATUS "GO/NO GO"							

---

Evaluator's Signature

Figure 6-4. Task summary sheet, relocate to a new operating site (continued)

## TASK SUMMARY SHEET

---

**MISSION:** Establish Unit Area of Operations

TASK	T&EO NUMBER	EVALUATION	
		GO	NO GO
Perform Advance/Quartering Party Activities	63-2-4008		
Occupy New Operating Site	63-2-4009		
Use Passive Air Defense Measures	63-2-4307		
Take Active Air Defense Measures Against Hostile Aircraft	63-2-4308		
Set Up Truck Platoon	55-2-0007		
Set Up Unit Defense	63-2-4011		
Prepare Unit for Nuclear, Biological, and Chemical Conditions	63-2-4013		
Employ Operations Security Measures	63-2-4016		
Respond to the Initial Effects of a Nuclear Attack	63-2-4020		
Prepare Unit for Level II/III Threat	63-2-4022		
Employ Physical Security Measures	63-2-4306		
Set Up Unit Headquarters and Bivouac Areas	63-2-4518		
Treat Casualties	08-0003.63-0001		
Supervise Maintenance Platoon Operations	43-2-4535		
Set Up Maintenance Platoon Headquarters and Sections	43-2-4570		
Provide Personnel and Administrative Support	63-2-4015		
Combat Battlefield Stress	63-2-4303		
Process Enemy Prisoners of War	63-2-4304		
Process Captured Documents and Equipment	63-2-4305		
Perform Field Sanitation Functions	63-2-4315		
Transport Casualties	63-2-4316		
Perform Risk Management Procedures	63-2-4326		
Perform Unit-Level Maintenance	63-2-4552		
Supervise Truck Platoon Operations	55-2-0010		
Plan Occupation of New Area of Operations	63-2-4007		
Plan Unit Defense	63-2-4010		
Plan Area Damage Control Operations	63-2-4014		
Maintain Communications	63-2-4017		
Establish Communications	63-2-4040		

**Figure 6-5. Task summary sheet, establish area of operations**

<b>TASK PERFORMANCE/EVALUATION SUMMARY BLOCK</b>							
ITERATION	1	2	3	4	5	M	TOTAL
TOTAL TASK STEPS EVALUATED							
TOTAL TASK STEPS "GO"							
TRAINING STATUS "GO/NO GO"							

---

Evaluator's Signature

**Figure 6-5. Task summary sheet, establish area of operations (continued)**

## TASK SUMMARY SHEET

MISSION: Provide Truck Transportation

TASK	T&EO NUMBER	EVALUATION	
		GO	NO GO
Conduct Tactical Road March	63-2-4003		
Use Passive Air Defense Measures	63-2-4307		
Take Active Air Defense Measures Against Hostile Aircraft	63-2-4308		
Cross a Radiologically Contaminated Area	63-2-4005		
Defend Convoy Elements	63-2-4006		
Employ Operations Security Measures	63-2-4016		
Perform Operational Decontamination	63-2-4018		
Respond to the Initial Effects of a Nuclear Attack	63-2-4020		
Cross a Chemically Contaminated Area	63-2-4226		
Employ Physical Security Measures	63-2-4306		
Respond to a Chemical Attack	63-2-4334		
Treat Casualties	08-2-0003.63-0001		
Perform Maintenance Control Functions	43-2-0050		
Provide Repair Parts Supply Support	43-2-0096		
Perform Recovery Operations	43-2-4071		
Maintain Records and Publications	43-2-4392		
Perform Controlled Exchange of Repair Parts	43-2-4394		
Perform Combat Repair Teams Functions	43-2-4508		
Supervise Maintenance Platoon Operations	43-2-4535		
Transport Personnel and Cargo	55-2-0011		
Transport Dry and Refrigerated Containerized Cargo	55-2-0038		
Transport Bulk Water	55-2-0040		
Transport Bulk Petroleum	55-3-0041		
Combat Battlefield Stress	63-2-4303		
Process Enemy Prisoners of War	63-2-4304		
Process Captured Documents and Equipment	63-2-4305		
Transport Casualties	63-2-4316		
Perform Risk Management Procedures	63-2-4326		
Provide Unit Supply Support	63-2-4515		
Perform Unit-Level Maintenance	63-2-4552		
Provide Command and Control of Transportation Operations	55-2-0009		
Supervise Truck Platoon Operations	55-3-0010		
Maintain ITV, Redirect Operators, and Provide Commitments	55-2-0016		
Using MTS			
Maintain Communications	63-2-4017		

Figure 6-6. Task summary sheet, provide truck transportation



TASK PERFORMANCE/EVALUATION SUMMARY BLOCK							
ITERATION	1	2	3	4	5	M	TOTAL
TOTAL TASK STEPS EVALUATED							
TOTAL TASK STEPS "GO"							
TRAINING STATUS "GO/NO GO"							

\_\_\_\_\_  
 Evaluator's Signature

Figure 6-6. Task summary sheet, provide truck transportation (continued)

**TASK SUMMARY SHEET**

**MISSION:** Defend Assigned Area

TASK	T&EO NUMBER	EVALUATION	
		GO	NO GO
Use Passive Air Defense Measures	63-2-4307		
Take Active Air Defense Measures Against Hostile Aircraft	63-2-4308		
Employ Operations Security Measures	63-2-4016		
Respond to the Initial Effects of a Nuclear Attack	63-2-4020		
Defend Against a Level I Attack	63-2-4021		
Conduct Hasty Displacement	63-2-4023		
Defend Unit Area	63-2-4024		
Perform Withdrawal Under Fire	63-2-4025		
Reorganize Unit Defense	63-2-4026		
Execute Battle Handover	63-2-4027		
Perform Area Damage Control Functions	63-2-4028		
Employ Physical Security Measures	63-2-4306		
Respond to a Chemical Attack	63-2-4334		
Destroy Supplies and Equipment	63-2-4522		
Treat Casualties	08-2-0003.63-0001		
Perform Unit Mortuary Affairs Operations	10-2-4513		
Combat Battlefield Stress	63-2-4303		
Process Enemy Prisoners of War	63-2-4304		
Process Captured Documents and Equipment	63-2-4305		
Transport Casualties	63-2-4316		
Perform Risk Management Procedures	63-2-4326		
Plan Unit Defense	63-2-4010		

TASK PERFORMANCE/EVALUATION SUMMARY BLOCK							
ITERATION	1	2	3	4	5	M	TOTAL
TOTAL TASK STEPS EVALUATED							
TOTAL TASK STEPS "GO"							
TRAINING STATUS "GO/NO GO"							

\_\_\_\_\_  
 Evaluator's Signature

**Figure 6-7. Task summary sheet, defend assigned area**

### TASK SUMMARY SHEET

**MISSION:** Redeploy Unit to Home Station

TASK	T&EO NUMBER	EVALUATION	
		GO	NO GO
Conduct Tactical Road March	63-2-4003		
Prepare Unit for Nontactical Move	63-2-4807		
Conduct Nontactical Road March	63-2-4808		
Perform Redeployment Personnel and Administrative Actions	63-2-4814		
Perform Redeployment Training Activities	63-2-4815		
Perform Redeployment Supply Activities	63-2-4816		
Perform Redeployment Maintenance Activities	63-2-4817		
Prepare Vehicles and Equipment for Redeployment	63-2-4818		
Perform Sea Port of Embarkation Activities for Redeployment	63-2-4819		
Perform Aerial Port of Embarkation Activities for Redeployment	63-2-4820		
Perform Aerial Port of Debarkation Activities for Redeployment	63-2-4821		
Perform Home Station Activities	63-2-4822		
Perform Sea Port of Debarkation Activities for Redeployment	63-2-4823		
Perform Demobilization Station Activities	63-2-4824		
Employ Operations Security Measures	63-2-4016		
Employ Physical Security Measures	63-2-4306		
Combat Battlefield Stress	63-2-4303		
Perform Risk Management Procedures	63-2-4326		
Plan Unit Move	63-2-4001		
Plan Unit Redeployment	63-2-4829		

TASK PERFORMANCE/EVALUATION SUMMARY BLOCK							
ITERATION	1	2	3	4	5	M	TOTAL
TOTAL TASK STEPS EVALUATED							
TOTAL TASK STEPS "GO"							
TRAINING STATUS "GO/NO GO"							

\_\_\_\_\_  
Evaluator's Signature

**Figure 6-8. Task summary sheet, redeploy to new area of operations**

**Table 6-1. Consolidated support requirements**

<b>AMMUNITION</b>	<b>BASIC LOAD</b>
5.56-mm SAW (blank)	150 rounds/wpn
5.56-mm (blank)	30 rounds/wpn
7.62-mm (blank)	100 rounds/wpn
.40-mm (blank)	192 rounds/wpn
.45 cal (blank)	30 rounds/wpn
50 cal (blank)	100 rounds/wpn
Blank adapter	1 set/wpn
Miles	1 set/wpn
Smoke grenades	4 unit
2 OPFOR	
ATWESS	2 per LAW
<b>FUEL</b>	
Multiply the pieces of equipment times the amount of fuel per mile or hour times the tentative operating mileage or hour.	
<b>NBC EQUIPMENT</b>	
AN/ODR-TI (Radiac Set)	1 each
M72A2 Chemical Stimulant	2 each
CS Grenades	3 each
IM 174 Radiac Meter	4 each
IM 93/UD Dosimeter	3 each
<b>OTHER</b>	
MREs	3 per man, per day
War wound moulage set	1 each
Aircraft for simulated air attack	1 each
Fire Marker Control System	(when available)

c. **Selecting and Preparing the Field Evaluation Site.** When selecting an evaluation site, consider size, type of terrain, OPFOR requirement, and administrative requirements. For this evaluation, an area measuring 1.5 by 1.5 kilometers was selected. The OPFOR positioning is according to the Soviet doctrine. In addition, the site provides for the establishment of an administrative area required to support the evaluation.

d. **Planning Indirect Fire Simulation.** Indirect fire weapons greatly influence the outcome of battles. Reaction to indirect fire is an important consideration of the evaluation. Indirect fire simulation requires a considerable amount of planning to achieve the desired realism.

(1) The fire marker control system outlined in TC 25-6 is a recommended method of simulating indirect fire. However, this method may be difficult to support due to the amount of resources required.

(2) The unit may use the evaluation control HQ method or the simulation without OPFOR method of evaluating the unit's ability to react to indirect fire. If the evaluation control HQ method is used, the OPFOR will make a call for fire to the evaluation control HQ which would simulate the tactical FDC. The control HQ would then relay the delivery data to the evaluators who would mark the impact of the round with artillery simulators and assess appropriate casualties. If an OPFOR is not used, the evaluator may simply ignite artillery simulators and observe the unit's reactions. FM 25-4 provides assessment and computation tables which may be used to determine casualties. Indirect fire simulation must be realistic and limited to what the unit could reasonably expect under combat conditions.

### 6-3. SELECTING THE EVALUATORS.

a. Evaluators must know the unit missions, organization, equipment, and employment. Evaluators should be at least equal in grade to the rank of the company commander and subordinate leaders. They should have performed previously in that specific or similar TOE position.

b. The following are desired minimum rank and experience requirements for evaluators:

(1) **Unit evaluator.** This will be an officer (captain) with company commander experience.

(2) **Platoon evaluators.** This will be a lieutenant or NCO with platoon leader experience.

(3) **Recorder.** This will be an officer or NCO at the evaluation control HQ to receive "kill" information/results and time data from the evaluators.

(4) **OPFOR team leader.** The OPFOR team leader is also considered an evaluator in that he must provide input for the unit evaluators.

6-4. **TRAINING THE EVALUATORS.** To ensure standardized administration of the evaluation, evaluators must understand three functional areas.

a. **Evaluation Design.** Each module is designed to evaluate specific critical missions or tasks within the overall scenario. The evaluators must know the evaluation thoroughly and precisely to implement it correctly.

b. **Equipment and Weapons.** Each evaluator, regardless of position, must have full knowledge of the unit weapons and equipment. It is the unit's responsibility to ensure that all equipment is functional before each evaluation module is performed.

c. **Evaluation Control System.** The evaluation control system is used to ensure that the evaluation is administered in a consistent and standardized manner and that correct data is collected for the final evaluation. It includes the following elements:

- (1) Rules of engagement.
- (2) Evaluator duties and responsibilities.
- (3) The communication system.
- (4) Evaluation data collection plan.

d. **Safety.** During any training event, all soldiers and leaders must be safety conscious. Evaluators must ensure that all events are conducted within established safety constraints. Prior to the beginning of each event, all personnel will be briefed on specific safety measures that are to be taken during execution.

#### **6-5. RECORDING EXTERNAL EVALUATION INFORMATION.**

a. The evaluating HQ develops the data recording instruments for the evaluators. The Unit Data Sheet (Figure 6-9) presents demographic information, which may reflect on the unit's performance. The Environmental Data Sheet (Figure 6-10, page 6-18) presents weather information so that a comparison of missions conducted under differing environmental conditions can be made. The Personnel and Equipment Loss Report (Figure 6-11, page, 6-19) presents information which reflects on the unit's degree of success during engagements with the OPFOR.

b. The senior evaluator has overall responsibility for preparation of the external evaluation. He accomplishes this through the input provided to him by the subordinate evaluators in each of their respective areas. Subordinate evaluators use the task evaluation criteria (T&EOs from Chapter 5 and Task Summary Sheet) to determine overall proficiency in their particular areas. However the senior evaluator must compile the external evaluation results as prescribed by the evaluating HQ commander. Deviations from the mission/task accomplishment standard assessed by the unit evaluator may be addressed in the senior evaluator comments portion of the mission accomplishment summary.

**UNIT DATA SHEET**

1. UNIT DESIGNATION: \_\_\_\_\_

2. UNIT LEADERS: (Circle most correct answer)

POSITION	RANK		TIME IN UNIT (MONTHS)				
			1-3	3-6	6-12	12-18	more
COMMANDER	CPT	1LT	1-3	3-6	6-12	12-18	more
1SG	MSG	SFC	1-3	3-6	6-12	12-18	more
PLT LDR	1LT	2LT	1-3	3-6	6-12	12-18	more
PLT SGT	SFC	SSG	1-3	3-6	6-12	12-18	more
SQD/SEC LDR	SSG	SGT	1-3	3-6	6-12	12-18	more

3. UNIT STRENGTH (excluding leaders): \_\_\_\_\_

4. EQUIPMENT SHORTAGE (List major items):

---



---



---



---



---



---



---



---



---



---

**Figure 6-9. Suggested format for unit data sheet**

**ENVIRONMENTAL DATA SHEET**

MODULE NUMBER AND DESCRIPTIONS: \_\_\_\_\_

DATE/TIME MODULE STARTED: \_\_\_\_\_

DATE/TIME MODULE ENDED: \_\_\_\_\_

1. WEATHER CONDITIONS: (Circle appropriate description)

Clear, Partly Cloudy, Cloudy, Hazy, Raining, Snowing, Fog

Other (Describe): \_\_\_\_\_

Temperature: \_\_\_\_\_

2. GROUND CONDITIONS: (Circle appropriate description.)

Dry Wet Ice Snow Other: \_\_\_\_\_

3. LIGHT CONDITIONS: (Circle appropriate description.)

A. Day Night

B. Moon Phase: None 1/4 1/2 3/4 Full

4. TERRAIN: (Circle appropriate description.)

A. Flat Rolling Mountainous Jungle Desert MOUT Arctic

Other (Describe): \_\_\_\_\_

B. Top soil composition:

Sandy Rocky Clay Other (describe): \_\_\_\_\_

C. Average range of visibility due to terrain: \_\_\_\_\_

5. REMARKS

**Figure 6-10. Suggested format for environmental data sheet**





**6-6. SELECTING AND TRAINING OPFOR.** The selection and training of an OPFOR is crucial to the success of a standardized evaluation. The OPFOR is one of the control measures that influences the conditions under which the evaluation is administered. The unit should face an opponent which is consistent in portraying threat doctrine.

a. **Selection.** Any qualified Skill Level 1 or 2 soldier can serve as a member of the OPFOR. Ideally, the OPFOR should be a small cohesive unit under the control of their normal leader or commander.

b. **Training.** The OPFOR must understand five major areas:

- (1) OPFOR weapons and equipment if available.
- (2) Installation and operation of the MILES devices for OPFOR weapons.
- (3) Rules of engagement.
- (4) Threat small unit tactics.
- (5) Training scenarios.

c. **OPFOR Strength.**

(1) **Offense.** Generally, the OPFOR should be outnumbered three to one or more if an attack is to have a good chance using MILES. If the OPFOR is stronger than this ratio, only the most exceptional unit will overcome them. Conversely, the OPFOR should not be so weak that they are quickly overcome. They must also be armed with weapons capable of defeating any of the unit's assets. A general rule is that the OPFOR should be strong enough to offer the unit realistic challenges but one that the unit can overcome if they employ proper tactics.

(2) **Defense.** The OPFOR, at a minimum, should have a three-to-one ratio of superiority, since anything less will not effectively challenge the unit when defending. The OPFOR should have sufficient weapons and ammunition to conduct a successful attack. They must be more than a series of targets to be destroyed. The OPFOR should be allowed to plan their own attack for each mission and not be forced into a "canned" attack that the unit will quickly defeat. Once the OPFOR establishes their plan, they must use the same plan for that event in order to maintain the objectivity and standardization of the evaluation.

**6-7. CONDUCTING THE EVALUATION.** Conduct of the evaluation is divided into three distinct areas, each requiring preparation and coordination.

a. **Pre-evaluation.**

(1) **Reconnoitering the evaluation area.** The senior evaluator and all other evaluators must make a reconnaissance of the evaluation area. They must know the location of the unit boundary, the location of OPFOR dispositions, and the most likely avenues of approach throughout the field evaluation site area of operations.

(2) **Preparation of orders.** OPORDs and FRAGOs to be used to control the exercise must be prepared. An order must be prepared for every mission in the evaluation scenario. These can be prepared, using the skeleton orders contained in the STXs and FTX found in Chapter 4.

(3) **Unit preparatory activities.** Installing and troubleshooting MILES equipment, loading vehicles, conducting inspections, and performing administrative actions, are included in unit preparation activities.

(4) **Positioning OPFOR.** While the unit is conducting its preparatory activities, the OPFOR is placed in position and briefed.

(5) **Issue the operations orders.** In this evaluation scenario, the unit is issued a march order to move. During movement preparation, the battalion OPORD is issued. Once the commander has issued his OPORD and time has been allotted for issuing the platoon or section order, the evaluators should make a last functional check of the equipment.

**b. Evaluation.**

(1) **Controlling the exercise.** The evaluation team controls the evaluation in two ways. First, it controls the evaluation using measures established in paragraph 3 and 5 of the OPORD or FRAGO. Second, the team controls the evaluation through the battalion team commander(simulated by the senior evaluator for this evaluation) on the battalion team net. Simply stated, the evaluation team does not control in the traditional sense, but merely accompanies the unit. Only the senior evaluator has direct verbal contact with the commander; all other evaluators do not speak, aid, give advice, point out positions, or in any way influence the unit performance, except in case of a safety emergency. Evaluators are neutral and must remain so throughout the evaluation.

(2) **Beginning the first module.** Once the senior evaluator has issued the battalion team OPORD, the commander executes the mission/tasks prescribed in the first module of the evaluation scenario within the prescribed time constraints. From this point on, all successive modules begin with a battalion team FRAGO or an OPORD.

(3) **Terminating the module.** The senior evaluator should terminate a module when the unit has completed all the missions/tasks in that module or has suffered so many casualties or so much damage that the assigned missions or tasks cannot be completed. If the latter is the reason for termination, the evaluator must record the reasons for the termination in the margin of the evaluator's T&EO worksheet and report his action to the evaluation control HQ. In the evaluation scenario, the completion of each mission or task is indicated by "conduct sustaining operations." During this period, the senior evaluator will direct the unit to remain in position while "replacements" (personnel and equipment designed as killed or destroyed) are sent forward to reconstitute the unit. At this time, evaluators must perform the following actions:

(a) Promptly inspect all MILES equipment, record kill codes, and then reset equipment. Replace any damaged or inoperative MILES equipment.

(b) Promptly resolve all casualty data to determine the time, place, number, and cause of casualties. Report this information to the recorder in the evaluation control HQ.

(c) Debrief the unit to clear up any questions. The senior evaluator will then direct the unit to continue its mission once a battalion team FRAGO or OPORD for the next module has been issued.

**(4) Guidelines for evaluator.**

(a) Report major kills (vehicles, groups).

(b) Report major weapons firing. Both significant firings and hits will be reported to the evaluation control HQ.

(c) Enforce rules of engagement.

(d) Observe critical tactical events of time. Evaluators must be alert to spot and record any action that might have an effect on later performance or mission outcome.

(e) Record routes of travel and unit location.

(f) Inform OPFOR controller of the unit location, direction, and intent. This is necessary to enable OPFOR actions to be controlled in accordance with the desired sequence of events.

(g) Enforce safety.

(h) Terminate mission.

c. **Post-evaluation.** Once the evaluation has been terminated, the unit should be moved to an assembly area and the following actions performed before the unit moves back into garrison.

(1) The unit evaluator must debrief subordinate evaluators and compile all data (evaluator packets) for the evaluation.

(2) The unit evaluator must complete the task summary sheets.

(3) The unit evaluator must turn in all completed evaluators packets (with the evaluators scoring system) to control HQ for recording and analysis.

(4) The unit evaluator must conduct an AAR of the unit performance.

(5) Each subordinate evaluator should conduct an AAR of his element's performance.

**6-8. AFTER-ACTION REVIEW.**

a. **General.** At the completion of each module and the total evaluation, feedback should be provided to the unit and platoon/sections in order to increase and reinforce learning.

b. **Feedback.** Because all members of the unit participate in an AAR, each member becomes a source of feedback. This participation provides a richer "data base" for key points. For example, based on the assessment of the situation, only a leader knows the basis for his decisions. The AAR leader tries to draw this information out so that it becomes an important part of the discussion and forms the context for discussing alternative courses of action.

c. **Preparing the AAR.** The AAR preparation involves the following four steps:

(1) **Review training orders and objectives.** Training objectives are the focus of the discussion of the exercise results. The FRAGOs and OPORDs included in the exercise design implement these objectives. The evaluator should be familiar with the objectives, FRAGO, and OPORD so that he can note orders given by leaders of the unit that either implement these objectives or deviate from them.

(2) **Observe the exercise.** This is an active process. The emphasis is on noting the actions that make the difference between a unit's success and failure. The evaluator need not remain overly close to the commander, since more can be seen from high ground near the lead element's location, or along the unit's route when moving. Since unit orders may identify important activities, checkpoints, and so forth, the evaluator must be present when the orders are issued. Therefore, the evaluator should position himself so that he can best observe anticipated critical events. Examples of critical events include the following:

- Plan Unit Move.
- Prepare Unit Move.
- Perform Risk Management Procedures.
- Conduct Convoy.
- OPFOR Activities.
- Cross RP.
- Establish Unit Area of Operations.
- Support Transshipment Operations.
- OPFOR Patrolling Occurs.
- Main Attack Occurs.
- Area Damage Control Operations.

(3) **Select the site and assemble the participants.** After the exercise, select a site for the AAR. If possible, hold the AAR where the majority of action occurred, where the most critical events took place, or where the terrain can be observed. Most often the OPFOR or unit objectives will be suitable to use for assembling the players and conducting AARs.

(4) **Debrief the evaluators.** While the unit is moving to the selected site, the evaluators should be debriefed. The senior evaluator must have a complete understanding of what happened in the exercise. Therefore, the fourth step in AAR preparation is to obtain a detailed description of the exercise's major tactical events in the order in which they occurred. The unit evaluators and the OPFOR leader/controller will provide a description when they are debriefed. After the senior evaluator has a sound understanding of what happened during the exercise, he reviews the critical events and ranks them in terms of their relevance to the exercise training objectives and their contributions to the exercise outcome. He then selects as many critical events as can be covered in detail during the time allowed for the AAR and places them in chronological order.

d. **Conducting the AAR.** Conducting the AAR requires the following four steps:

(1) **Organize the participants.** When the evaluator/AAR leader assembles the participants, he groups them in the exercise according to their organization. Each subordinate element's evaluator is with the element he evaluated.

(2) **State the training objectives.** The AAR leader makes a brief, specific statement of the training objectives for the exercise. The AAR leader also states any additional teaching points that he intends to cover during the AAR. He limits these teaching points to three or four key points to keep the AAR focused and to prevent it from becoming too long.

(3) **Lead the discussion.** The AAR leader guides the discussion of the major tactical events in the order they occur. He uses diagrams to help players visualize the exercise development. Each major event should be discussed in detail to make teaching points about the unit performance during the event. In an effective AAR, the AAR leader:

- Avoids giving a critique or lecture.
- Guides the discussion by asking leading questions.
- Have the players describe what happened in their own terms.
- Has the players discuss not only what happened, but also how it happened, and how it could have been done better.
- Focuses the discussion so that important tactical lessons are made explicit.
- Relates tactical events to subsequent results.
- Avoids detailed examination of events not directly related to major training objectives.
- Encourages the participants to use diagrams to illustrate teaching points.
- Prohibits players from offering self-serving excuses for inappropriate tactical actions.

(4) **Summarize key points.** The AAR leader briefly summarizes teaching points in terms of training objectives covered in the AAR. After the summary, the AAR leader can have a private conversation with the unit leader regarding his strengths and weaknesses and what he can do to further improve his performance and that of the unit. A good AAR ensures the following:

- Order and discipline are maintained.
- Training objectives are reviewed.
- A discussion of the important events is held. (The discussion addresses events as they occurred and how the unit could have done better. The AAR leader guides the discussion. The leader avoids a detailed examination of events not directly related to the training objective.)
- The AAR leader traces the chain of events so that all the participants understand the mistakes.
- Tactical events are clearly related to teaching points.
- Attention of the participants is held, and they are involved in the discussion.
- The summary and new training objectives are clear and concise. Sketches, diagrams, or terrain models are used to reinforce points made in the AAR.

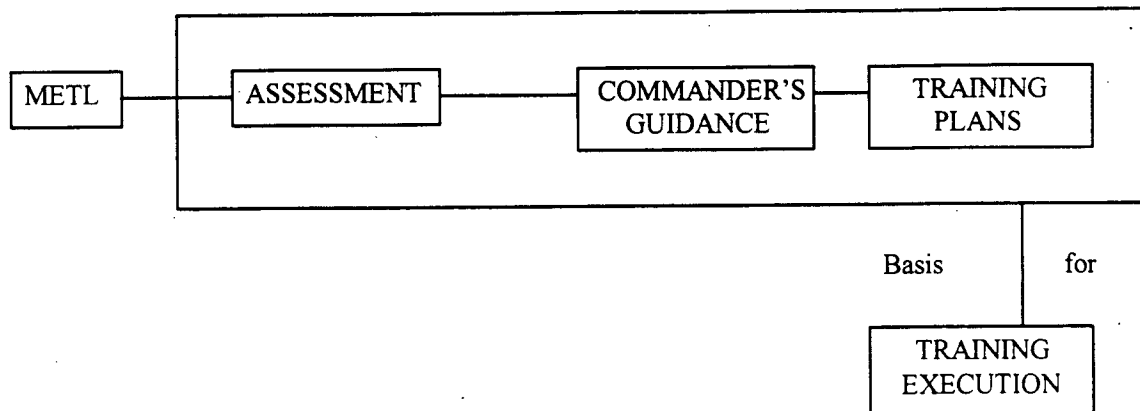
## APPENDIX A

## COMBINED ARMS TRAINING STRATEGY

**A-1. PURPOSE.** This appendix provides, as part of the CATS, the Combined Arms Command's recommended strategy for training a company/detachment. This appendix has three parts. The first part describes CATS and explains how CATS fits into the training planning process as described in FM 25-101. The second part explains how to read the strategies and the third part explains how to integrate CATS into the long-range and near-term planning process.

## Section I. CATS AND THE TRAINING PLANNING PROCESS

**A-2. TRAINING PLANNING PROCESS.** FM 25-101 describes a three-step process, based on the unit METL and ending in training execution. Figure 1-1 is a graphic representation of the process.



**Figure 1-1. Training planning process**

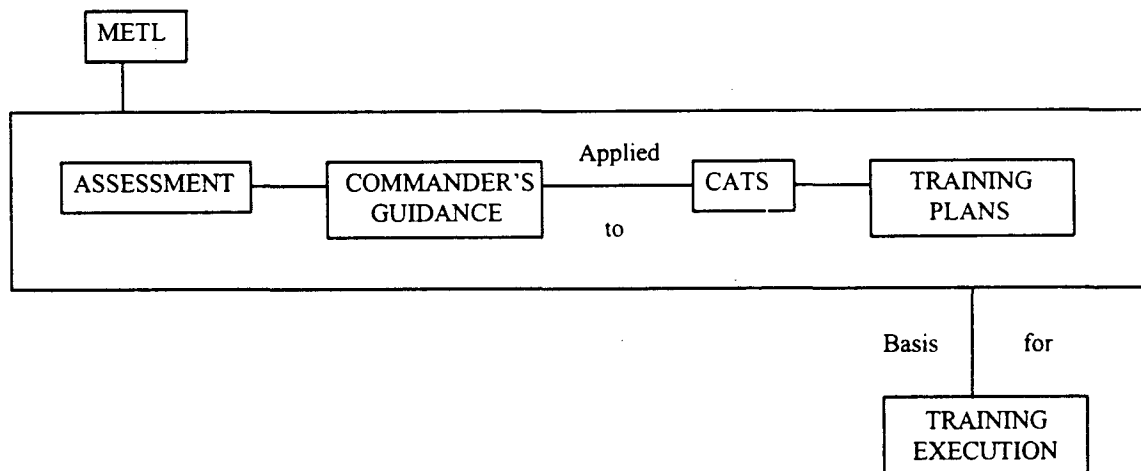
The CATS does not replace this process. It is a training tool that enhances the commander's ability to use the training planning process to manage his training and to optimize the use of scarce training resources. The CATS unit strategies describe recommended training events and the event frequency. Your unit may train all or some of these events. Your training frequency may or may not match that in the CATS strategy. Whatever a unit's training requirements, CATS provides a framework for use in making decisions on the training to be conducted. The training strategy outlined in CATS is designed to help commanders at all levels develop and execute a more efficient training program. Any given strategy addresses all units Army-wide of the same TOE. The specific makeup of the unit's training program is dependent upon--its METL; guidance from higher headquarters, and the resources available at the installation or training environment. It is descriptive in nature and is intended for use as a guide for the commander.

**A-3. CATS.** CATS is the Army's training strategy that integrates combined arms training for-- heavy, light, and special operations forces, the active and reserve components, in the unit and institution environments. It provides an azimuth to guide Army training and identifies the resources required to support that training. It enables the Army to identify, manage and program the acquisition of training resources. CATS evolved from the need for more efficient training, based on expected resource constraints. At US Army level, CATS gives the rationale for acquiring training resources through the development of unit and institutional training strategies. The strategies provide recommended training frequencies and identify the training resources needed to support the strategy.

**A-4. TERMS.** The information in this paragraph explains the terms listed in Figure 1-1. For information on the training planning process, see FM 25-101.

- a. The METL is an unconstrained, unprioritized statement of the tasks required to complete the war time mission. It is the source of training planning activities.
- b. Assessment is the beginning of the training planning process. It is the commander's evaluation of the unit's training level on the METL.
- c. Commander's Guidance consists of long-range planning calendars and CTG issued to the battalion from the division. It serves to focus the training efforts of the battalion in accordance with the division commander's priorities. The battalion in turn issues CTG for its subordinate companies.
- d. Training Plans are a collection of schedules and other supporting documents that carry out the commander's guidance.
- e. Training Execution is the actual performance of the training scheduled in the training plans portion of the training planning process.

**A-5. APPLYING CATS.** The information in this paragraph explains how to apply CATS to the training planning process. Figure 1-2 is a graphic representation of the process.



**Figure 1-2. Training planning process**



a. The commander determines the exact events and tasks to be trained based on his METL and guidance from higher headquarters.

(1) The unit trains tasks during events established in FM 25-100, FM 25-101, and CATS.

(2) The company/detachment trains its METL by training soldiers, squads, sections and platoons in their wartime tasks. The company/detachment applies CATS to its training plans by applying the training events, frequencies and critical gates contained in strategies to the CTG in developing its training plans. The company commander and training officer/NCO uses the critical gates identified in the strategies to ensure that basic tasks are trained prior to moving on to training more complex or resource intensive tasks. The performance of training gate tasks is always evaluated by the commander and serves as the basis of additional training efforts. For example, a TEWT should be used to train METL tasks prior to conducting a complex and resource intensive event like a CFX. The collective training tasks trained in the TEWT are evaluated by the commander and serve as the basis for additional squad/section/platoon training or another TEWT prior to the execution of a CFX.

(3) TADSS based training uses a mix of TADSS and live fire/field training. The strategies show those TADSS within the Army's system or year projected for fielding. The TADSS may not be available at your installation or training environment.

b. The strategies can be viewed as training plans for generic type units. The strategy for the company/detachment is based on the TOE for the Motor Transport/Terminal/Watercraft /Movements Control company/detachment. It does not address environmental factors that apply to specific companies (such as MTOE, mission, particular training weaknesses and strengths, or the group/battalion commander's guidance).

c. By inserting an extra step into the training planning process, commanders apply the components of their unit CATS strategies to their particular training programs and environments. Commanders evaluate and apply the information contained in the strategies to their training environments. The optimal frequencies identified in the strategies may have to be adjusted based upon a unit's training status or its resourcing.

## **Section II. STRATEGY ORGANIZATION AND INTERPRETATION**

**A-6. UNIT TRAINING STRATEGIES.** This paragraph explains the strategy organization and explains how to use it. The unit training portion of CATS is a series of separately generated training strategies. These strategies describe the events, frequencies, and resources recommended to train to standard. As part of the unit training strategy development process, TRADOC established a standard format to depict unit training strategies. The unit training strategy is a descriptive strategy for training and sustaining soldier and collective task proficiency. The tasks to be trained at a particular unit will be based on the unit's METL. The unit strategy in this appendix covers all transportation companys/units. The unit training strategies have three major components--Maneuver, Gunnery, and Soldier.

a. The Maneuver strategy is descriptive. It provides recommended training frequencies for collective training events in a unit. The events come from FM 25-100, 25-101 or the glossary of this MTP. It helps a unit maintain MTP standards and depicts the resources required to support training events.

b. The Gunnery Component has Individual/crew served weapons strategies that the Infantry school developed. These strategies also can be found in DA Pam 350-38 and DA Pam 350-39 or appropriate weapons FMs.

c. The Soldier Component is a descriptive strategy for training individual soldier skills. It lists the resources required to support soldier training and links with and supports a collective training strategy.

**A-7. ELEMENTS OF THE UNIT STRATEGIES.** The unit training strategies are in matrix formats. The matrix lists the unit size levels, training events or training exercises, training event frequencies for both the active and reserve components, critical gates, and training resources.

a. Training levels are units, training elements or echelons (such as individual through corps) that execute specific training events.

b. Training events are types of collective training exercises identified in FM 25-101 or the glossary of this MTP. Training events identify the recommended exercises that units should conduct to train to MTP standard. Units normally conduct events in a progressive and sequential manner. For example; a TEWT should be conducted before conducting a CFX. A CPX should be conducted before conducting a FTX.

c. Training event frequencies are the suggested number of times that an event should be trained during a training cycle to attain or maintain MTP standards. AC units use an annual cycle and RC units conduct training on a 4-year cycle.

d. A critical gate is a training event that must be done and evaluated before moving onto a more complex, resource intensive, or hazardous event. MACOM or field commanders may direct performance of critical gate training tasks to an established standard prior to performing more complex or resource intensive tasks.

e. The unit training strategies identify the resources that will be used to support each training event. These resources are:

- OPTEMPO
- Ammunition
- TADSS
- Training Land
- Training Ranges

The resources listed in the strategies represent those that are available now.

(1) OPTEMPO figures reflect the annual operating miles/hours required for the base vehicle or system for a particular unit, per event. The OPTEMPO figures come from the BLTM manual. When no BLTM was available, an estimated OPTEMPO required to support all the annual iterations of that training event; were developed by the proponents.

(2) Ammunition figures reflect the ammunition required to support training events and come from DA Pam 350-38, Standards in Weapons Training. The maneuver/collective strategies reflect blank ammunition requirements. Live ammunition appears on the Gunnery strategies. Pyrotechnics appear on the maneuver/collective component.

(3) TADSS are training aids, devices, simulators and simulations that support specific training events. TADSS listed are those in the system and non-system TADSS that are fielded. In this strategy, Battalion and BBS are identified as a primary TADSS to support battalion staff and headquarters company/detachment's CPX training.

(4) Training Land is a resource category that will list the recommended training land in kilometers by event to conduct maneuver training. The reference is TC 25-1. The actual amount of training land needed by a particular unit will be determined by METT-T and the characteristics or condition of the training land available to the unit.

(5) Training Range is a resource requirement that supports weapons training events. The information comes from TC 25-8.

**A-8. GUIDE TO THE UNIT STRATEGIES.** This paragraph provides a guide to reading the collective, gunnery, and soldier components.

a. We will use the Battalion Staff and Headquarters company/detachment as our example (Figure A-1).

(1) The top of the maneuver strategy lists the major training events. The order in which the events appear, from left to right, is not prescriptive. The events do follow a logical progression of how a unit might process through an annual training cycle. Explanations of these events are in FM 25-101 or the glossary of this MTP.

(2) On the left side of the maneuver strategy is the column titled levels. This column lists the units covered by the strategy. The strategy in this appendix addresses the Battalion Staff and Headquarters Company/detachment and the Battalion HHC. There is a separate row for AC and RC units. Each column depicts the recommended frequency that a unit should conduct a specific training event within a year. For example, look at the training event, STAFFEX. Here, the recommended frequency for an AC, battalion staff to conduct a STAFFEX is 12 times a year.

b. The M16 A1/A2 matrix will be used for the gunnery/weapon strategy example.

*NOTE:* Gunnery/weapon strategies in the MTP cover only branch specific weapon systems. Some units, like the battalion staff, will not have specific gunnery/weapon strategies.

(1) Gunnery/weapon strategies were developed by TRADOC schools that the STRAC manual identifies as the weapon's proponent. Because the Infantry branch is the proponent for the M16, the Infantry school developed this strategy and it applies to all branches.

(2) Training events are in the top position of the gunnery/weapon strategy. The levels or echelons that will train these tasks are on the left. On the M16 strategy, qualification for the M16 is conducted at the soldier level. The critical gates to be completed, before M16 qualification, are in FM 23-9. The unit commander will ensure that the soldier trains those requirements before moving on to qualification.

(3) Frequency depicts how often the tasks listed in the upper part of the strategy should be conducted annually. Per guidance provided in the STRAC manual, the frequency block for the M16 has two categories. Category I applies to soldiers with either an 11B or an 11M MOS assigned to an infantry rifle squad or a 19D or 11B assigned to a scout squad or long-range surveillance detachment. Category II applies to all combat arms, combat support and combat service support soldiers not assigned to rifle or infantry squads.

(4) These two categories are subdivided by TRC IAW the STRAC manual. They are: TRC A = AC Units, TRC L = Light Infantry, Air Assault and Airborne Units, TRC S = Special Reaction Teams (AC, MP Teams), TRC C = RC Units, TRC D = USAR Training Division, Reception Stations and Separate Training Brigades, and NGB Training Cadre.

(5) Training categories and training readiness conditions provide an all encompassing set of training frequencies. The M16 strategy recommends that a light infantry squad conduct three live fire exercises per year. The reserve component squads have no recommended frequency.

(6) OPTEMPO is not identified for M16 training.

(7) Figures for ammunition are per DA Pam 350-38 (STRAC). Qualification with the M16 requires 160 rounds of ball and 20 rounds of tracer ammunition per weapon per year.

c. The final component is the soldier strategy.

(1) The soldier strategy focuses on training common skills in a particular CMF or can be focused on a single MOS.

(2) Training events selected for the 88- are across the top of the strategy. The left column shows the recommended annual event frequency. The letter "A" represents AC soldiers. The letter "R" represents RC soldiers. Thus, in this example, the recommendation is for daily physical training for the active component 88- and monthly for the reserve component soldier.

### Section III. INTEGRATION OF CATS IN THE PLANNING PROCESS

**A-9. INTEGRATING CATS.** This portion of the appendix explains how to integrate CATS into the planning process. It focuses on long range planning that conducted at brigade and above. To understand how CATS fits into this process, a brief summary of Chapter 3 (Planning) from FM 25-101 has been provided.

#### **A-10. THE PLANNING PROCESS.**

##### a. Long-range Planning.

(1) **Assessment.** Assessment is the start of the long range planning process. Using their evaluations, the input of subordinate leaders and the results of training evaluations, commanders assess their unit's training level on METL tasks. The assessment serves as the basis for the commander's training strategy for sustainment and improvement training. Commanders at all levels do this assessment function. An integral part of the assessment is the identification of required training resources and shortfalls. The commander also must synchronize the actions of supporting units and agencies to ensure proper training execution.

(2) In creating their training strategy, commanders ensure that training:

- Is METL focused.
- Incorporates combined arms.
- Identifies who, when, and where to train.
- Has a logical sequence of execution.
- Identifies the type of exercise to be trained.
- Determines the frequencies of a given task.
- Coordinates all events.
- Matches resources to requirements.

The strategy that meets these requirements results in the commander's training guidance.

(3) Senior commanders (brigade and above) provide subordinate commanders with long range training calendars, the commander's training guidance, resources to train, and protection from training distorters. Commanders often provide recommended training events frequency.

b. **Short-range Planning.** The short-range planning process refines the guidance that results from the long-range planning process. Subordinate commanders use this guidance to create their training calendars. Guidance on the short-range training process can be found in the CATS appendix in the unit's MTP.

**A-11. CATS AND THE PLANNING PROCESS.** The CATS serves the company commander as a training management and training resource identification tool. As a training management tool, it allows the company commander to more efficiently manage his training program, with limited resource availability. As a training resource identification tool, it identifies the resources within the Army's inventory to conduct training. The availability of those resources will vary, depending on your location.

a. Long-range Planning.

(1) Assessment.

(2) The CATS strategy--

- Is METL focused.
- Incorporates combined arms.
- Identifies who, when, and where to train.
- Has a logical sequence of execution.
- Identifies the type of exercise to be trained.
- Determines the frequencies of a given task.
- Coordinates all events.
- Matches resources to requirements.

(3) CATS provides a convenient vehicle for the transmission of the commander's training guidance. It serves as the basis for the long-range calendar. It provides subordinate commanders with recommended frequencies of training events.

(4) EXECUTION. The following example shows how CATS could fit into the long-range training process.

b. The Company/Detachment Maneuver Training Strategy lists the recommended frequencies for required annual training events. In particular, for the STX it lists 10 iterations. The optimal training frequency is for the company/detachment staff to train this event 10 times in a given year, 1 STX per month for 10 months. The frequencies listed in CATS would be trained as follows: 2 events per year--semiannual training; 4 events per year--quarterly training; 6 events per year--bimonthly training.

c. Naturally, the training year may not support such a neat breakdown of training events. CATS gives you the flexibility to adjust the events to meet your particular requirements. A key point here is the idea of critical gates. As you can see, STX is a critical gate for FTX. You should conduct any event that is a critical gate, before conducting the more complex task. Gates serve to ensure that basic tasks essential to the successful performance of complex tasks are trained and evaluated prior to the performance of complex tasks. Critical gates may also serve as a type of preview or "rehearsal" for a follow-on training event.

d. Assume that your commander has identified platoon leadership as a particular weakness in your unit. Your commander decides that he wants to run platoon STX exercises twice a month to train the platoon/section/crew/squad leadership elements.

e. Using this guidance you simply go the company strategy and substitute 24 for 12. If the frequencies for the other events are acceptable, you now have a completed commander's strategy. In this manner a CATS base strategy is tailored to meet a commander's assessment and training needs.

f. Short-range Planning. The application of CATS Battalion Staff and Headquarters Company/Detachment's unit training strategies to battalion short range planning and the battalion quarterly training calendar is seen as follows.

Recommended Company/Detachment  
Calendar Using CATS Maneuver Strategy.

## 1ST MONTH

WEEK 1	Drill Training (1)
WEEK 2	Cell/Staff/Section Training (1)
WEEK 3	Cell/Staff/Section Training (1)
WEEK 4	STX (2)

## NOTES:

1. The collective tasks trained during the weekly Cell/Staff/Section training periods support company METL tasks and are trained according to the commander's assessment and his priorities for staff training outlined in the CTG. Soldier training tasks trained during this month are soldier/leader supporting performance of the collective tasks to be trained during the weekly staff training sessions or the monthly STX.
2. Performance of the STX substitutes for Cell/Staff/Section Training in week four (4).

## 2ND MONTH

WEEK 1	Cell/Staff/Section Training (1)
WEEK 2	Cell/Staff/Section Training (1)
WEEK 3	TOCEX (2)
WEEK 4	Cell/Staff/Section Training (3)

## NOTES:

1. Training during these weekly periods concentrates on staff METL tasks identified as priority in the CTG. Training time here could also be spent training tasks evaluated as NO GO during the 1st month's training period. Training exercises such as a LCXs or MCX can be used to drive training during these periods. LCXs and MCXs can also be used to enhance staff coordination.
2. Performance of the TOCEX substitutes for performance of the monthly STAFFEX that would be conducted here. Commanders may have to modify or extend the training period of the TOCEX to include training tasks that would have been normally performed in the STAFFEX.
3. Tasks trained here can be tasks rated as NO GO during the previous week's TOCEX.

## 3D MONTH

WEEK 1	Cell/Staff/Section Training
WEEK 2	TEWT (1)
WEEK 3	Cell/Staff/Section Training
WEEK 4	CPX (2)

NOTES:

1. This TEWT substitutes for performance of the Cell/Staff/Section training that would normally be performed this week. Ideally, the TEWTs discussion points and learning objectives would be developed to support/reinforce collective tasks trained in the previous month's Cell/Staff/Section, STAFFEX OR TOCEX training periods. The commander may also structure the TEWT to train staff coordination and integration tasks as key for the upcoming CPX.

2. Substitutes for performance of the STAFFEX that would normally be performed during the month.

As seen in the above, the commander structures his training program using recommended CATS training events, frequencies and critical gates to support METL training. Weekly or monthly training events can be conducted independently or integrated into other collective training exercises.

In scheduling training, the commander should take maximum advantage of higher headquarters directed events to accomplish his recommended CATS training events.

g. Horizontal and Vertical Integration. In executing this training strategy, the commander vertically integrates his training requirements with the battalion's/group's training requirements. Additionally, the company's training strategy is horizontally integrated with other companies in the battalion to ensure that combined arms training is effected.



## APPENDIX B

### BATTLEFIELD OPERATING SYSTEMS

**B-1. MANEUVER.** The employment of forces on the battlefield through movement and direct fires in combination with fire support, or fire potential to achieve a position of advantage in respect to enemy ground forces in order to accomplish the mission. This includes direct fire systems (such as small arms, tank guns, and attack helicopter fires).

a. **Move.** To position or reposition forces (units and equipment) relative to the enemy to secure or retain positional advantage making full use of terrain and formation. It is the dynamic element of combat—the means of concentrating forces at the critical point to achieve the surprise, psychological shock, physical momentum, and moral dominance which enables smaller forces to defeat larger ones. Units supporting combat maneuver units are included since they are expected to go wherever the combat unit goes.

NOTE: Movement of cargo, equipment, and personnel is covered under the Combat Service Support BOS.

b. **Engage Enemy.** To enter into conflict or combat on the ground with the enemy using direct fire or close combat. Note: Air targets are covered in the Air Defense BOS.

c. **Control Terrain.** To dominate an area to prevent enemy occupation of the position through fire, fire potential, or occupation of the terrain.

**B-2. FIRE SUPPORT.** The collective and coordinated use of target acquisition data, indirect fire weapons, armed aircraft (less attack helicopters) and other lethal and nonlethal means against ground targets in support of maneuver force operations (FM 6-20). It includes artillery, mortar and other non line-of-sight fires, naval countermeasures.

a. **Process Ground Targets.** To select targets and match the appropriate response to them, taking account of operational requirements and capabilities.

b. **Engage Ground Targets.** To enter into conflict with the enemy using fire support systems.

**B-3. AIR DEFENSE.** All measures designed to nullify or reduce the effectiveness of attack by hostile aircraft or missiles after they are airborne (FM 44-100).

a. **Process Air Targets.** To select targets and match the appropriate response to them, taking account of operational requirements and capabilities.

b. **Attack Enemy Aircraft.** To intercept, engage, destroy or neutralize enemy aircraft and missiles in flight.

c. **Deny Airspace.** To prevent enemy use of airspace through fire potential or other means without direct attack of air targets (for example, deliberate smoke, barrage balloons).

**B-4. COMMAND AND CONTROL.** The exercise of authority and direction by a properly designated commander over assigned forces in the accomplishment of the mission. Command and control functions are performed through an arrangement of personnel, equipment, facilities, and procedures employed by a commander in planning, directing, coordinating, and controlling forces and operations in the accomplishment of the mission.

a. **Acquire and Communicate Information and Maintain Status.** To gain possession of information, on the METT-T and weather, by or for the commander or his staff. Information must be translated into usable form in order to retain and disseminate it.

b. **Assess Situation.** To continuously evaluate information received through reports or the personal observations of the leader or commander to decide whether different actions are required from those that would result from the most recent orders issued.

c. **Determine Actions.** To conduct the continuous process of making estimates and decisions for assigned or projected tasks. This function involves a detailed and systematic examination of all aspects of contemplated operations including deciding to alter planned or ongoing actions. This function also includes the formulation of the commander's concept and intent.

d. **Direct and Land Subordinate Forces.** To provide direction to subordinate forces so that they understand and can contribute effectively and efficiently to the attainment of the commander's concept and intent. This function includes the preparation and completion of orders.

**B-5. INTELLIGENCE.** Knowledge of the enemy, weather, and geographical features are required by a commander in order to plan and conduct combat operations. It is derived from an analysis of information on the enemy's environments (FM 101-5-1).

a. **Collect Information.** To obtain information in any manner possible way he can.

b. **Process Information.** To convert information into intelligence thought through collation, evaluation, analysis, integration, and interpretation.

c. **Prepare Intelligence Reports.** To develop and produce standard reports and IPB products for the commander's use the report intelligence or information, to task intelligence assets, or to receive information, intelligence orders, or instructions.

**B-6. MOBILITY AND SURVIVABILITY.** The capability of the force, which permits freedom of movement relative to the enemy while retaining the ability, to fulfill its primary mission. It also includes those measures that the force takes to remain viable and functional by protection from the effects of enemy weapon systems and natural occurrences.

a. **Provide Mobility.** To provide freedom of movement, without delays due to terrain obstacles, for personnel and equipment on the battlefield.

b. **Provide Countermobility.** To delay, channel, or stop offensive movement by the enemy in order to destroy his forces directly or indirectly by enhancing the effectiveness of friendly indirect and direct weapon systems.

c. **Enhance Survivability.** To protect personnel, equipment, and supplies from enemy systems and natural occurrences, while simultaneously deceiving the enemy.

**B-7. COMBAT SERVICE SUPPORT.** The support and assistance provided to sustain forces, primarily in the fields of logistics, personnel services, and health services.

a. **Arm.** To provide munitions to weapon systems. This encompasses all types of ammunition to include mines and demolition munitions.

b. **Fuel.** To provide fuel and petroleum products (petroleum, oils, and lubricants) for weapon systems and other equipment.

c. **Fix.** To preserve the availability of weapon systems and equipment. It includes providing repair parts and end items at the right place and time, and all the actions taken before, during, and after battle to keep equipment operational.

d. **Man the Force.** To provide all support to the individual soldier as well as provide healthy, fit soldiers to units.

e. **Distribute.** To provide, by employing transportation and supply services, various classes of supplies to military units.

f. **Provide Sustainment Engineering.** To repair and construct facilities and lines of communications.

g. **Provide Military Police Support.** To provide enemy prisoner of war collection, evacuation and internment, and to enforce military law and order.

TASK STEPS AND PERFORMANCE MEASURES	GO	NO GO
<p>d. Updates air load plan based on current mission(s).</p> <p>e. Prepares movement binders with key data, to include checklists, the current copy of the AUDEL, the DEL, and strip maps.</p> <p>f. Identifies hazardous and sensitive/classified cargo and handling procedures.</p> <p>g. Identifies BBPCT material requirements.</p> <p>h. Coordinates ground movement plan to designated ports with supporting ITO and local authorities, if required.</p> <p>i. Verifies personnel identified for deployment equipment teams, super cargoes and advance parties are deployable.</p> <p>j. Coordinates tactical information and security requirements with the S2/S3 Section.</p> <p>*5. Commander reviews unit readiness status.</p> <p>a. Validates requisitions for all equipment shortages.</p> <p>b. Directs unit supply to conduct an inventory of UBL items.</p> <p>c. Identifies unit training status for deployment mission, to include individual/crew served weapons, NBC, driver certification, special equipment, rail teams, air load/pallet build team, BBPCT team, and HAZMAT handlers.</p> <p>d. Directs unit HQ to coordinate unit SRP with S1 or supporting installation, as appropriate.</p> <p>e. Directs unit to maintain mobilization packet for each soldier IAW directives (RC).</p> <p>f. Directs personnel section to screen members not available for deployment.</p> <p>g. Resolves nondeployable personnel issues.</p> <p>h. Maintains unit liaison with Mobilization Station.</p> <p>i. Directs maintenance section to identify maintenance affecting readiness.</p>		

TASK STEPS AND PERFORMANCE MEASURES	GO	NO GO
<p>j. Initiates action to resolve unit maintenance problems affecting readiness.</p> <p>k. Directs unit Safety Officer to prepare risk assessment of the deployment operation.</p> <p>*6. Unit leaders prepare for mobilization.</p> <p>a. Update section portions of the RSOP and TSOP.</p> <p>b. Update section portions of the unit battle book, to include the unit mission, organization, locations of mobilization station and ports and extracts from the applicable OPLANs.</p> <p>c. Provide input to commander for update of unit METL.</p> <p>7. Unit HQ plans for deployment.</p> <p>a. Identifies rear detachment requirements.</p> <p>b. Plans for property transfer, turnover and control procedures.</p> <p>c. Verifies family support group program has been established and key personnel are available.</p> <p>d. Prepares plan for storing personnel property and POVs.</p> <p>e. Coordinates accreditation of Automated Information Systems (RC).</p> <p>f. Identifies key personnel to be ordered to duty in advance of the unit (RC).</p> <p>g. Coordinates with S1 for all unit personnel to go through SRP.</p> <p>h. Maintains a mobilization packet for each soldier IAW directives (RC).</p> <p>i. Coordinates update of RSOP and TSOP by section.</p> <p>j. Prepares communications plan.</p> <p>k. Identifies force protection measures.</p> <p>l. Prepares risk assessment of the deployment operation.</p>		

TASK STEPS AND PERFORMANCE MEASURES	GO	NO GO
8. Unit conducts deployment training. <ul style="list-style-type: none"> <li>a. Conducts load out test as directed.</li> <li>b. Trains load teams, such as rail loading teams, packing and crating teams, blocking and bracing teams, aerial/sea port load teams in specific team operations.</li> <li>c. Conducts mobilization status briefing for all unit personnel (RC).</li> <li>d. Conducts test of alert notification plan.</li> <li>e. Conducts HAZMAT training as needed.</li> </ul>		

TASK PERFORMANCE/EVALUATION SUMMARY BLOCK							
ITERATION	1	2	3	4	5	M	TOTAL
TOTAL TASK STEPS EVALUATED							
TOTAL TASK STEPS "GO"							
TRAINING STATUS "GO/NO GO"							

“\*” indicates a leader task step.

**SUPPORTING INDIVIDUAL TASKS: NONE**

**SUPPORTING COLLECTIVE TASKS: NONE**

**OPFOR TASKS AND STANDARDS: NONE**



TASK STEPS AND PERFORMANCE MEASURES	GO	NO GO
<p>c. Directs unit supply to conduct an inventory of on-hand UBL items.</p> <p>d. Identifies unit training status for deployment mission, to include for individual/crew served weapons, NBC, driver certification, special equipment, rail teams, air load/pallet build team, BBPCT team, Automated Airload Planning System, HAZMAT certified personnel, and other automated systems operators.</p> <p>e. Directs unit HQ to coordinate unit SRP with S1 or with supporting installation, as appropriate.</p> <p>f. Directs maintenance section to identify maintenance issues affecting readiness.</p> <p>g. Initiates action to resolve unit maintenance problems affecting readiness.</p> <p>h. Directs unit HQ to review personnel status.</p> <p>i. Initiates action to resolve nondeployable personnel issues.</p> <p>*3. Commander directs deployment planning.</p> <p>a. Directs UMO to update movement plan based on current mission guidance.</p> <p>b. Directs unit leaders to update battle book, to include the unit mission, organization and extracts from the applicable OPLANs.</p> <p>c. Coordinates mission parameters and details with higher HQ using analog and/or digital communications.</p> <p>d. Directs unit Safety Officer to prepare risk assessment of the deployment operation.</p> <p>e. Identifies deployment training requirements.</p> <p>*4. UMO updates unit movement plan.</p> <p>a. Identifies the administrative, logistics and coordinating requirements for the plan based on the current mission.</p> <p>b. Verifies load plans are current and entered into the AUEL.</p>		



TASK STEPS AND PERFORMANCE MEASURES	GO	NO GO
<p>c. Updates DEL based on current mission.</p> <p>d. Updates air load plan based on current mission.</p> <p>e. Updates movement binders with current mission data.</p> <p>f. Identifies hazardous and sensitive cargo to be deployed.</p> <p>g. Verifies hazardous and sensitive/classified cargo handling procedures with installation unit movement coordinator.</p> <p>h. Updates BBPCT materiel requirements.</p> <p>i. Verifies ground movement plan to designated ports is current.</p> <p>NOTE: Performance measure "i" does not apply to the IBCT.</p> <p>j. Verifies personnel listed for deployment equipment teams, supercargoes and advance parties are deployable.</p> <p>NOTE: "Supercargoes" in performance measure does not apply to IBCT.</p> <p>k. Coordinates tactical information and security requirements with the S2/S3 Section using analog and/or digital communications.</p> <p>5. Unit HQ plans for deployment.</p> <p>a. Identifies rear detachment requirements based on current mission.</p> <p>b. Identifies advance party personnel requirements.</p> <p>c. Plans for property transfer, turnover and control procedures.</p> <p>d. Verifies family support group program key personnel are available.</p> <p>e. Verifies unit deployment team personnel are available.</p> <p>f. Requests commander assign additional and/or replacement personnel for deployment teams and advance party.</p> <p>g. Prepares plan for storing personal property and POVs.</p>		

TASK STEPS AND PERFORMANCE MEASURES	GO	NO GO
h. Prepares communications plan.  i. Identifies force protection measures for each step of the deployment process.  j. Identifies required reports to higher HQ during deployment process.  k. Identifies rules of engagement for gaining theater.  l. Performs risk assessment of deployment operation.		

TASK PERFORMANCE/EVALUATION SUMMARY BLOCK							
ITERATION	1	2	3	4	5	M	TOTAL
TOTAL TASK STEPS EVALUATED							
TOTAL TASK STEPS "GO"							
TRAINING STATUS "GO/NO GO"							

“\*” indicates a leader task step.

**SUPPORTING INDIVIDUAL TASKS: NONE**

**SUPPORTING COLLECTIVE TASKS: NONE**

**OPFOR TASKS AND STANDARDS: NONE**



TASK STEPS AND PERFORMANCE MEASURES	GO	NO GO
<p>c. Identifies training status of individual/crew-served weapons, NBC, driver certification, special equipment, rail teams, air load/pallet build team, BBPCT team, automated air-land planning system, HAZMAT certified personnel, and other automated system operators.</p> <p>d. Identifies unit maintenance problems.</p> <p>e. Directs unit HQ to review personnel status.</p> <p>f. Requests support to correct readiness deficiencies.</p> <p>*3. Commander directs redeployment planning.</p> <p>a. Directs UMO to update redeployment movement plan based on current mission guidance and timeline from higher HQ.</p> <p>b. Directs unit leaders to update battle book, to include the unit mission, organization, redeployment ports information and extracts from the applicable OPLANs.</p> <p>c. Directs Unit Safety Officer to prepare a risk assessment of the deployment operation.</p> <p>d. Issues redeployment OPORD.</p> <p>*4. UMO updates Redeployment Movement Plan.</p> <p>a. Updates the administrative, logistics, and coordinating requirements for the plan based on current mission.</p> <p>b. Updates Redeployment Movement Plan based on current mission guidance.</p> <p>c. Verifies load plans are current and entered into the AUEL.</p> <p>d. Updates DEL based on current missions.</p> <p>e. Updates movement binders with mission specific information.</p> <p>f. Identifies hazardous and sensitive/classified handling procedures for each mode of transport and each port.</p> <p>g. Updates BBPCT materiel requirements.</p>		

TASK STEPS AND PERFORMANCE MEASURES	GO	NO GO
<p>h. Verifies status of personnel listed for redeployment equipment teams, supercargoes, and advance parties.</p> <p>i. Coordinates tactical information and security requirements with the support operations section using analog and/or digital communications.</p> <p>5. Unit HQ plans for redeployment.</p> <p>a. Plans steps to meet redeployment validation criteria.</p> <p>b. Identifies force protection measures in the AAs and MAs.</p> <p>c. Incorporates redeployment family reunion requirements into planning timeline.</p> <p>d. Plans media contact for return to home station.</p> <p>e. Initiates planning for welcome home ceremony.</p> <p>f. Identifies requirements and plan for stress control briefings.</p> <p>g. Provides rear detachment with information on redeployment for dissemination to families.</p> <p>h. Performs risk assessment on redeployment operations.</p> <p>i. Coordinates security of sensitive items.</p>		

TASK PERFORMANCE/EVALUATION SUMMARY BLOCK							
ITERATION	1	2	3	4	5	M	TOTAL
TOTAL TASK STEPS EVALUATED							
TOTAL TASK STEPS "GO"							
TRAINING STATUS "GO/NO GO"							

“\*” indicates a leader task step.

**SUPPORTING INDIVIDUAL TASKS: NONE**

**SUPPORTING COLLECTIVE TASKS: NONE**

**OPFOR TASKS AND STANDARDS: NONE**

## GLOSSARY

AA	assembly area
AACG	arrival airfield control group
AAR	after action report
AC	active component
ADC	area damage control
AIT	automated information technology
AM	amplitude modulation
AO	area of operations
APOD	aerial port of debarkation
APOE	aerial port of embarkation
AR	Army Regulation
ARTEP	Army Training and Evaluation Program
arty	artillery
ASG	area support group
ASL	authorized stockage list
ATTN	attention
ATWESS	antitank weapon system simulator
AUEL	automated unit equipment list
BBPCT	blocking, bracing, packing, crating, and tie down
BBS	battalion/brigade simulation
BCOC	Base Cluster Operations Center
BDAR	battle damage assessment and repair
BF	battle fatigue
BFACS	Battlefield Functional Area Control System
BLTM	battalion level training manual
BN	battalion
BOS	Battlefield Operating System
BSC	base support company
C2	command and control
cal	caliber
CAS	close air support
CATS	Combined Arms Training Strategy
Cdr	commander
CFX	command field exercise
CGO	cargo
CHS	combat health support
CMF	career management field
CO	commanding officer
COA	course(s) of action
COMEX	communication exercise
COMSEC	communication security
CONPLAN	contingency plan
CONUS	continental United States
CP	command post
CPR	cardiopulmonary resuscitation
CPT	captain
CPX	command post exercise
CQ	charge of quarters

<b>CRT</b>	combat or component repair team
<b>CSS</b>	combat service support
<b>CTA</b>	common tables of allowances
<b>CTG</b>	command training guidance
<b>DA</b>	Department of the Army
<b>DACG</b>	departure airfield control group
<b>DC</b>	District of Columbia
<b>DD</b>	Department of Defense
<b>DEL</b>	deployment equipment list
<b>DIR</b>	directive
<b>DOD</b>	Department of Defense
<b>DODAAC</b>	Department Of Defense Activity Address Code
<b>DS2</b>	decontamination solution number 2
<b>DS</b>	direct support
<b>ECCM</b>	electronic counter countermeasures
<b>ELSEC</b>	electronic security
<b>EOD</b>	explosive ordnance disposal
<b>EPW</b>	enemy prisoners of war
<b>ERT</b>	Equipment Reception Team
<b>ETA</b>	estimated time of arrival
<b>ETM</b>	electronic technical manual
<b>EW</b>	electronic warfare
<b>F</b>	Fahrenheit
<b>FASCAM</b>	family of scatterable mines
<b>FBCB2</b>	Force XXI Battle Command, Brigade and Below
<b>FDC</b>	Fire Direction Center
<b>FM</b>	field manual; frequency modulated
<b>FMC</b>	field medical card
<b>1LT</b>	First Lieutenant
<b>1SG</b>	First Sergeant
<b>FAD</b>	Force Activity Designator
<b>FRAGO</b>	fragmentary order
<b>FST</b>	field sanitation team
<b>FTX</b>	field training exercise
<b>GS</b>	general support
<b>HAZMAT</b>	hazardous material
<b>HHC</b>	Headquarters and Headquarters Company
<b>HN</b>	host nation
<b>HQ</b>	headquarters
<b>hr</b>	hour(s)
<b>IAW</b>	in accordance with
<b>IBCT</b>	Initial Brigade Combat Team
<b>IEW</b>	intelligence and electronic warfare
<b>INTSUM</b>	intelligence summary
<b>ITO</b>	Installation Transportation Officer
<b>ITV</b>	in-transit visibility
<b>JTTP</b>	joint tactics, techniques, and procedures
<b>KIA</b>	killed in action
<b>LAW</b>	light anti-weapon
<b>LCX</b>	logistical coordination exercise

<b>LDR</b>	leader
<b>LHS</b>	Load Handling System
<b>LIN</b>	line item number
<b>LOD</b>	line of duty
<b>LP</b>	listening post
<b>LRU</b>	line replaceable unit
<b>LTA</b>	local training area
<b>MA</b>	marshaling area
<b>MACOM</b>	major Army command
<b>MACP</b>	Mortuary Affairs Collection Point
<b>MADCP</b>	Mortuary Affairs Decontamination Collection Point
<b>MAPEX</b>	map exercise
<b>MCA</b>	Movement Control Agency
<b>MCSR</b>	Materiel Condition Status Report
<b>MCT</b>	Movement Control Team
<b>MCX</b>	movement coordination exercise
<b>MED</b>	medium
<b>MEDEVAC</b>	medical evacuation
<b>METL</b>	mission essential task list
<b>METT-T</b>	mission, enemy, terrain, troops, and time available
<b>METT-TC</b>	Mission, Enemy, Terrain, Troops, Time, Civilians
<b>MHE</b>	materials handling equipment
<b>MIJI</b>	meaconing, intrusion, jamming, and interference
<b>MIL</b>	master incident list
<b>MILES</b>	Multiple Integrated Laser Engagement System
<b>min</b>	minute(s)
<b>mm</b>	millimeter
<b>MMC</b>	Material Management Center
<b>MOBPLAN</b>	mobilization plan
<b>MOPP</b>	mission-oriented protection posture
<b>MOS</b>	military occupational specialty
<b>MOUT</b>	military operation on urban terrain
<b>MP</b>	military police
<b>MQS</b>	military qualification standard
<b>MRE</b>	meal, ready-to-eat
<b>MSC</b>	Maintenance Support Center
<b>MSG</b>	master sergeant
<b>MSR</b>	main supply route
<b>MST</b>	maintenance support team
<b>MTF</b>	medical treatment facility
<b>MTOE</b>	modified table of equipment
<b>MTP</b>	mission training plan
<b>MTS</b>	Movement Tracking System
<b>NBC</b>	nuclear, biological, and chemical
<b>NCO</b>	noncommissioned officer
<b>NCOIC</b>	noncommissioned officer in charge
<b>NCS</b>	net control station
<b>NGB</b>	National Guard Bureau
<b>NLT</b>	not later than
<b>NMCS</b>	nonmission capable supply



<b>No.</b>	number
<b>NSN</b>	national stock number
<b>OC</b>	observer controller
<b>OCIE</b>	organizational clothing and individual equipment
<b>OCONUS</b>	outside continental United States
<b>OEG</b>	operational exposure guidance
<b>OIC</b>	officer in charge
<b>OP</b>	observation post
<b>OPFOR</b>	opposing force
<b>OPLAN</b>	operation plan
<b>OPORD</b>	operation order
<b>OPSEC</b>	operations security
<b>OPTEMPO</b>	operating tempo
<b>Pam</b>	pamphlet
<b>PEWS</b>	Platoon Early Warning System
<b>PIR</b>	priority intelligence requirement
<b>PLL</b>	prescribed load list
<b>PLT</b>	platoon
<b>PMCS</b>	preventive maintenance checks and services
<b>PMCT</b>	Port Movement Control Team
<b>POC</b>	point of contact
<b>POD</b>	port of debarkation
<b>POL</b>	petroleum, oil, and lubricants
<b>POV</b>	privately-owned vehicle
<b>PREPO</b>	pre-positioning
<b>PSA</b>	port support activity
<b>QC</b>	quality control
<b>QM</b>	quartermaster
<b>QSS</b>	quick supply store
<b>RAA</b>	redeployment assembly area
<b>RC</b>	reserve component
<b>RF</b>	radio frequency
<b>RP</b>	release point
<b>RSOP</b>	redeployment standing operating procedures
<b>RTD</b>	return to duty
<b>RX</b>	reparable exchange
<b>S1</b>	adjutant (US Army)
<b>S2</b>	intelligence officer (US Army)
<b>S3</b>	operations and training officer (US Army)
<b>S4</b>	supply officer (US Army)
<b>S6</b>	communications/electronics officer
<b>SALUTE</b>	size, activity, location, unit, time, and equipment
<b>SAW</b>	squad automatic weapon
<b>2LT</b>	Second Lieutenant
<b>SEC</b>	section
<b>SFC</b>	sergeant first class
<b>SGT</b>	sergeant
<b>SHELLREP</b>	shelling report
<b>SIGSEC</b>	signal security
<b>SINCGARS</b>	Single Channel Ground to Air Radio System
<b>SITREP</b>	situation report

<b>SL</b>	skill level
<b>SM</b>	soldier's manual
<b>SMCT</b>	Soldier's Manual of Common Tasks
<b>SMFT</b>	semi-mounted fabric tank
<b>SOI</b>	signal operating instructions
<b>SOP</b>	standing operating procedure
<b>SP</b>	start point
<b>SPOD</b>	sea port of debarkation
<b>SPOE</b>	sea port of embarkation
<b>SPOTREP</b>	spot report
<b>SQD</b>	squad
<b>SQDS</b>	squads
<b>SRP</b>	soldier readiness processing
<b>SSA</b>	supply support activity
<b>SSG</b>	staff sergeant
<b>SSI</b>	signal supplemental instructions
<b>STAFFEX</b>	staff exercise
<b>STP</b>	soldier training publication
<b>STRAC</b>	Standards in Training Commission
<b>STX</b>	situational training exercise
<b>T&amp;EO</b>	training and evaluation outline
<b>TAA</b>	tactical assembly area
<b>TADSS</b>	training aids, devices, simulators, and simulations
<b>TALCE</b>	Tactical Airlift Control Element
<b>TAMMS</b>	The Army Maintenance Management System
<b>TAT</b>	to accompany troops
<b>TC</b>	training circular
<b>TC-ACCIS</b>	Transportation Coordinator-Automated Command and Control Information System
<b>TCF</b>	tactical combat force
<b>TCMD</b>	transportation control movement document
<b>TEMPEST</b>	compromising emanations controls
<b>TEWT</b>	training exercise without troops
<b>TG</b>	trainer's guide
<b>TOCEX</b>	tactical operations center exercise
<b>TOE</b>	table of organization and equipment
<b>TM</b>	technical manual
<b>TMT</b>	transportation motor transport
<b>tng</b>	training
<b>TRADOC</b>	Training and Doctrine Command
<b>TRC</b>	training readiness conditions
<b>TSB</b>	theater staging base
<b>TSC</b>	Theater Support Command
<b>TSOP</b>	tactical standing operating procedures
<b>UBL</b>	unit basic load
<b>UCMJ</b>	Uniform Code of Military Justice
<b>ULC</b>	unit-level computer
<b>ULLS</b>	Unit Level Logistics System
<b>UMA</b>	unit marshaling area
<b>UMC</b>	unit movement coordinator

<b>UMCP</b>	Unit Maintenance Collection Point
<b>UMO</b>	unit movement office(r)
<b>US</b>	United States (of America)
<b>USA</b>	United States Army
<b>USACASCOM</b>	United States Army Combined Arms Support Command
<b>USAR</b>	United States Army Reserve
<b>USAREUR</b>	United States Army, Europe
<b>USDA</b>	United States Department of Agriculture
<b>USR</b>	unit status report
<b>VA</b>	Virginia
<b>WARNO</b>	warning order
<b>WESTCOM</b>	Western Command
<b>wpn</b>	weapon
<b>XO</b>	executive officer

## REFERENCES

- AR 40-5. *Preventive Medicine (This Item is Included on EM 0001)*. 15 October 1990
- AR 40-66. *Medical Record Administration and Health Care Documentation (This Item is Included on EM 0001)*. 3 May 1999
- AR 190-13. *The Army Physical Security Program (This Item is Included on EM 0001)*. 30 September 1993
- AR 220-1. *Unit Status Reporting (This Item is Included on EM 0001)*. 1 September 1997
- AR 220-10. *Preparation for Oversea Movement of Units (POM)*. 15 June 1973
- AR 350-1. *Army Training (This Item is Included on EM 0001)*. 1 August 1981
- AR 350-41. *Training in Units (This Item is Included on EM 0001)*. 19 March 1993
- AR 380-5. *Department of the Army Information Security Program (This Item is Included on EM 0001)*. 29 September 2000
- AR 380-19. *Information Systems Security (This Item is Included on EM 0001)*. 27 February 1998
- AR 380-19-1. *(C) Control of Compromising Emanations (U)*. 17 September 1990
- AR 380-40. *(O) Policy for Safeguarding and Controlling Communications Security (COMSEC) Material (U)*. 30 June 2000
- AR 530-1. *Operations Security (OPSEC)*. 3 March 1995
- AR 600-8-1. *Army Casualty Operations/Assistance/Insurance*. 20 October 1994
- AR 600-8-2. *Suspension of Favorable Personnel Actions (FLAGS) (This Item is Included on EM 0001)*. 30 October 1987
- AR 600-8-19. *Enlisted Promotions and Reductions (This Item is Included on EM 0001)*. 2 October 2000
- AR 600-8-22. *Military Awards (This Item is Included on EM 0001)*. 25 February 1995
- AR 600-8-24. *Officer Transfers and Discharges (This Item is Included on EM 0001)*. 21 July 1995
- AR 600-8-104. *Military Personnel Information Management/Records*. 27 April 1992
- AR 600-55. *The Army Driver and Operator Standardization Program (Selection, Training, Testing, and Licensing)*. 31 December 1993
- AR 700-84. *Issue and Sale of Personal Clothing (This Item is included on EM 0001)*. 15 May 1983
- AR 700-138. *Army Logistics Readiness and Sustainability (This Item is Included on EM 0001)*. 16 September 1997
- AR 710-2. *Inventory Management Supply Policy Below the Wholesale Level (This Item is on EM 0001)*. 31 October 1997
- AR 725-50. *Requisition, Receipt, and Issue System (This Item is Included on EM 0001)*. 15 November 1995
- AR 735-5. *Policies and Procedures for Property Accountability (This Item is Included on EM 0001)*. 31 January 1998
- AR 750-1. *Army Material Maintenance Policy and Retail Maintenance Operations (This Item is Included on EM 0001)*. 1 August 1994
- DA Form 2028. *Recommended Changes to Publications and Blank Forms (This Item is Included on EM 0001)*. 1 February 1974
- DA Form 2064. *Document Register for Supply Actions*. January 1982
- DA Form 2401. *Organization Control Record for Equipment*. 1 April 1962 -  
ULLS DA Form 5982-E
- DA Form 2404. *Equipment Inspection and Maintenance Worksheet (This Item is Included on EM 0001)*. 1 April 1979 - ULLS DA Form 5988-E
- DA Form 2405. *Maintenance Report Register*. 1 April 1962
- DA Form 2407. *Maintenance Request*. July 1994

- DA Form 2407-1.** *Maintenance Request Continuation Sheet.* July 1994
- DA Form 3318.** *Records of Demands - Title Insert.* January 1982
- DA Pamphlet 25-30.** *Consolidated Index of Army Publications and Blank Forms.*
- DA Pamphlet 350-38.** *Standards in Weapon Training (This Item is Included on EM 0001).*  
3 July 1997
- DA Pamphlet 350-39.** *Standards in Weapons Training (Special Operations Forces) (This Item is Included on EM 0001).* 3 July 1997
- DA Pamphlet 385-1.** *Small Unit Safety Officer/NCO Guide.* 22 September 1993
- DA Pamphlet 710-2-1.** *Using Unit Supply System (Manual Procedures) (Standalone Pub)*  
*(This Item is on EM 0001).* 31 December 1997
- DA Pamphlet 710-2-2.** *Supply Support Activity Supply System: Manual Procedures.*  
30 September 1998
- DA Pamphlet 738-750.** *Functional Users Manual for The Army Maintenance Management System (TAMMS) (This Item is Included on EM 0001).* 1 August 1994
- DA Pamphlet 750-1.** *Leader's Unit Level Maintenance Handbook (This Item is Included on EM 0001).* 15 February 1994
- DA Pamphlet 750-35.** *Guide for Motor Pool Operations (This Item is Included on EM 0001).*  
1 August 1994
- DD Form 314.** *Preventive Maintenance Schedule and Record (This Item is Included on EM 0001).*  
1 December 1953 - **ULLS DA Form 5986-E**
- DD Form 565.** *Statement of Recognition of Deceased (EGA) (This Item is Included on EM 0001).*  
July 1998
- DD Form 567.** *Record of Search and Recovery (EGA) (This Item is Included on EM 0001).*  
July 1998
- DD Form 1380.** *US Field Medical Card.* December 1991
- DD Form 1970.** *Motor Equipment Utilization Record.* 1 April 1981 - **ULLS DA Form 5987-E**
- DOD Directive 4500.9.** *Transportation and Traffic Management.* 26 January 1989
- DOD MFFIMS.** *Mortuary Affairs Users Guide.* 18 March 1994
- DOD Regulation 4500.9-R, Part III.** *Defense Transportation Regulation (Mobility).* April 1997
- DOD Regulation 5030.49-R.** *Customs Inspection.* 27 May 1977
- FM 3-3.** *Chemical and Biological Contamination Avoidance (FMFM 11-17).* 16 November 1992
- FM 3-4.** *NBC Protection (FMFM 11-9).* 29 May 1992
- FM 3-5.** *NBC Decontamination (MCWP 3-37.3).* 28 July 2000
- FM 3-19.30.** *Physical Security.* 8 January 2001
- FM 3-100.** *Chemical Operations Principles and Fundamentals (MCWP 3-3.7.1).* 8 May 1996
- FM 3-100.4.** *Environmental Considerations in Military Operations.* 15 June 2000
- FM 4-30.3.** *Maintenance Operations and Procedures.* 1 September 2000
- FM 5-34.** *Engineer Field Data.* 30 August 1999
- FM 5-103.** *Survivability (This Item is Included on EM 0028).* 10 June 1985
- FM 5-170.** *Engineer Reconnaissance.* 5 May 1998
- FM 6-20.** *Fire Support in the Airland Battle.* 17 May 1988
- FM 6-22.5.** *Combat Stress (MCRP 6-11C; NTTP 1-15M).* 23 June 2000
- FM 7-8.** *Infantry Rifle Platoon and Squad (This Item is Included on EM 0028).* 22 April 1992
- FM 7-10.** *The Infantry Rifle Company.* 14 December 1990
- FM 7-20.** *The Infantry Battalion (This Item is Included on EM 0028).* 6 April 1992
- FM 8-10.** *Health Service Support in a Theater of Operations.* 1 March 1991
- FM 8-10-6.** *Medical Evacuation in a Theater of Operations, Tactics, Techniques, and Procedures.*  
14 April 2000
- FM 8-10-7.** *Health Service Support in a Nuclear, Biological, and Chemical Environment.*  
22 April 1993

- FM 8-55. *Planning for Health Service Support*. 9 September 1994
- FM 8-285. *Treatment of Chemical Agent Casualties and Conventional Military Chemical Injuries (This Item is Included on EM 0028)*. 22 December 1995
- FM 9-43-2. *Recovery and Battlefield Damage Assessment and Repair (FMFRP 4-34; TO 36-1-181)*. 3 October 1995
- FM 10-15. *Basic Doctrine Manual for Supply and Storage*. 12 December 1990
- FM 10-27-1. *Tactics, Techniques, and Procedures for Quartermaster General Support Operations*. 20 April 1993
- FM 10-27-2. *Tactics, Techniques and Procedures for Quartermaster Direct Support Supply and Field Service Operations*. 18 June 1991
- FM 10-27-3. *Tactics, Techniques and Procedures for Quartermaster Headquarters Operations*. 30 October 1990
- FM 10-27-4. *Organizational Supply and Services for Unit Leaders*. 14 April 2000
- FM 10-52. *Water Supply in Theaters of Operation*. 11 July 1990
- FM 10-64. *Mortuary Affairs Operations*. 16 February 1999
- FM 10-67. *Petroleum Supply in Theaters of Operations*. 16 February 1983
- FM 10-67-1. *Concepts and Equipment of Petroleum Operations*. 2 April 1998
- FM 10-115. *Quartermaster Water Units*. 15 February 1989
- FM 11-32. *Combat Net Radio Operations*. 15 October 1990
- FM 12-6. *Personnel Doctrine*. 9 September 1994
- FM 19-4. *Military Police Battlefield Circulation Control, Area Security, and Enemy Prisoners of War Operations*. 7 May 1993
- FM 19-40. *Enemy Prisoners of War, Civilian Internees, and Detained Persons (This Item is Included on EM 0028)*. 27 February 1976
- FM 20-3. *Camouflage, Concealment, and Decoys*. 30 August 1999
- FM 21-10. *Field Hygiene and Sanitation (This Item is Included on EM 0028)*. 21 June 2000
- FM 21-10-1. *Unit Field Sanitation Team*. 11 October 1989
- FM 21-11. *First Aid For Soldier*. 27 October 1988
- FM 21-16. *Unexploded Ordnance (UXO) Procedures (FMFM 13-8-1)*. 30 August 1994
- FM 21-26. *Map Reading and Land Navigation (This Item is Included on EM 0028)*. 7 May 1993
- FM 21-75. *Combat Skills Of The Soldier (This Item is Included on EM 0028)*. 3 August 1984
- FM 21-305. *Manual For The Wheeled Vehicle Driver (AFMAN 24-306) (This Item is Included on EM 0028)*. 27 August 1993
- FM 22-51. *Leader's Manual for Combat Stress Control (This Item is Included on EM 0028)*. 29 September 1994
- FM 23-9. *M16A1 Rifle and M16A2 Rifle Marksmanship*. 3 July 1989
- FM 24-16. *Communications-Electronics Operations, Orders, Records, and Reports*. 7 April 1978
- FM 24-17. *Tactical Records Traffic System (TRTS)*. 17 September 1991
- FM 24-18. *Tactical Single-Channel Radio Communications Techniques*. 30 September 1987
- FM 24-19. *Radio Operator's Handbook (This Item is Included on EM 0028)*. 24 May 1991
- FM 24-22. *Communications - Electronics Management System (CEMS)*. 30 June 1977
- FM 24-33. *Communications Techniques: Electronic Counter-Countermeasures (This Item is Included on EM 0028)*. 17 July 1990
- FM 24-35. *(O) Signal Operation Instructions "The SOI"*. 26 October 1990
- FM 24-35-1. *(O) Signal Supplemental Instructions*. 2 October 1990
- FM 25-4. *How to Conduct Training Exercises (This Item is Included on EM 0028)*. 10 September 1984
- FM 25-100. *Training The Force (This Item is Included on EM 0028)*. 15 November 1988
- FM 25-101. *Battle Focused Training (This Item is Included on EM 0028)*. 30 September 1990
- FM 34-54. *Technical Intelligence*. 30 January 1998

- FM 44-8. *Combined Arms for the Air Defense*. 1 June 1999
- FM 44-80. *Visual Aircraft Recognition*. 30 September 1996
- FM 44-100. *U.S. Army Air and Missile Defense Operations*. 15 June 2000
- FM 55-9. *Unit Air Movement Planning (This Item is Included on EM 0028)*. 5 April 1993
- FM 55-10. *Movement Control*. 9 February 1999
- FM 55-30. *Army Motor Transport Units And Operations*. 27 June 1997
- FM 55-65. *Strategic Deployment*. 3 October 1995
- FM 57-38. *Pathfinder Operations (This Item is Included on EM 0028)*. 9 April 1993
- FM 63-2. *Division Support Command, Armored, Infantry, and Mechanized Infantry Divisions*. 20 May 1991
- FM 63-2-1. *Division Support Command, Light Infantry, Airborne, and Air Assault Divisions*. 16 November 1992
- FM 63-20. *Forward Support Battalion*. 26 February 1990
- FM 63-21. *Main Support Battalion*. 7 August 1990
- FM 90-10. *Military Operations on Urbanized Terrain (MOU)*. 15 August 1979
- FM 90-26. *Airborne Operations (This Item is Included on EM 0028)*. 18 December 1990
- FM 100-14. *Risk Management*. 23 April 1998
- FM 100-17. *Mobilization, Deployment, Redeployment, Demobilization (This Item is Included on EM 0028)*. 28 October 1992
- FM 100-17-3. *Reception, Staging, Onward Movement, and Integration*. 17 March 1999
- FM 101-5. *Staff Organization and Operations*. 31 May 1997
- FM 101-5-1. *Operational Terms and Graphics (MCRP 5-2A)*. 30 September 1997
- Joint Publication 4-06. *Joint Tactics, Techniques, And Procedures For Mortuary Affairs In Joint Operations*. 28 August 1996
- OF 346. *US Government Motor Vehicle Operator's Identification Card*. November 1985 - ULLS DA Form 5984-E. *Operator's Permit Record*
- STP 10-77F15-SM-TG. *Soldier's Manual and Trainer's Guide, MOS 77F, Petroleum Supply Specialist, Skill Levels 1, 2, 3, 4, and 5*. 8 May 1996
- STP 10-92G25-SM-TG. *Soldier's Manual and Trainer's Guide for Food Service Specialist MOS 92G-Skill Levels 2/3/4/5*. 16 February 1999
- STP 10-92Y1-SM. *Soldier's Manual, MOS 92Y, Unit Supply Specialist*. 23 February 1994
- STP 10-92Y24-SM-TG. *Soldier's Manual and Trainer's Guide for Unit Supply Specialist, MOS 92Y, Skill Levels 2, 3, and 4*. 23 February 1994
- STP 21-1-SMCT. *Soldier's Manual of Common Tasks Skill Level 1*. 1 October 1994
- STP 21-24-SMCT. *Soldier's Manual of Common Tasks (SMCT) Skill Level 2-4*. 1 October 1992
- STP 55-88II-MQS. *Military Qualification Standards II, Transportation Corps (88), Company Grade Officer's Manual*. 30 September 1991
- STP 55-88M12-SM. *Soldier's Manual, MOS 88M, Motor Transport Operator Skill Levels 1/2*. 23 December 1993
- STP 55-88M34-SM-TG. *Soldier's Manual and Trainer's Guide MOS 88M, Motor Transport Operator (Skill Level 3/4)*. 23 December 1993
- TB 55-46-1. *Standard Characteristics (Dimensions, Weight, and Cube) for Transportability of Military Vehicles and Other Outsize/Overweight Equipment*. 1 January 2001
- TC 5-400. *Unit Leaders Handbook for Environmental Stewardship*. 29 September 1994
- TC 24-20. *Tactical Wire and Cable Techniques (This Item is Included on EM 0028)*. 3 October 1988
- TC 25-1. *Training Land*. 25 June 2001
- TC 25-6. *Force-on-Force Collective Training Using the Tactical Engagement Simulation Training System*. 3 October 1995

- TC 25-8.** *Training Ranges (This Item is Included on EM 0028).* 25 February 1992
- TC 25-20.** *A Leader's Guide to After Action Reviews.* 30 September 1993
- TM 5-5430-212-13&P.** *Operator, Organizational, and Direct Support Maintenance Manual for Tank, 5,000 Gallon Fabric, Collapsible, Potable Water, Semi-trailer Mounted.* 15 September 1986
- TM 5-5430-213-13&P.** *Operator, Unit and Direct Support Maintenance Manual for Tank, 3,000 Gallon Fabric, Collapsible, Potable Water, Semi-trailer Mounted.* 27 October 1986
- TM 9-2330-356-14.** *Operator's, Unit, Direct Support, and General Support Maintenance Manual for Semitrailer, Tank: 5,000 Gallon, Bulk Haul, Self-Load/Unload M967 and M967A1; Semitrailer, Tank: 5,000 Gallon Fuel Dispensing, Automotive M969 and M969A1; Semitrailer, Tank: 5,000 Gallon Fuel Dispensing, Under/Overwing Aircraft M970 and M970A1.* 26 October 1990
- TM 38-250.** *Packaging Hazardous Materials for Military Air Shipments (AFJM 24-204; NAVSUP Pub 505; MCO P4030.19G; DLAI 4145.3).* 1 March 1997
- TM 43-0002-33.** *Destruction of Conventional Ammunition and Improved Conventional Munitions (ICM) to Prevent Enemy Use (This Item is Included on EM 0162).* 15 November 1993
- TM 55-2200-001-12.** *Transportability Guidance for Application of Blocking, Bracing, and Tie-down Materials for Rail Transport (This Item is Included on EM 0130).* 31 May 1978
- TM 750-244-2.** *Procedures for Destruction of Electronics Materiel to Prevent Enemy Use (Electronics Command).* 14 March 1972
- TM 750-244-3.** *Procedures for Destruction of Equipment to Prevent Enemy Use (Mobility Equipment Command).* 23 September 1969.
- TM 750-244-6.** *Procedures for Destruction of Tank-Automotive Equipment to Prevent Enemy Use (U.S. Army Tank-Automotive Command).* 3 October 1972
- TM 750-244-7.** *Procedures for Destruction of Equipment in Federal Supply Class 1000, 1005, 1010, 1015, 1020, 1025, 1030, 1055, 1090, and 1095 to Prevent Enemy Use.* 18 June 1970
- TRADOC Pamphlet 11-9.** *Blueprint of the Battlefield.* 27 April 1990
- TRADOC Pamphlet 525-6.** *Operations Security, Doctrinal Guidelines for Tactical Units and Trainers.* 1 May 1981



**QUESTIONNAIRE****MISSION TRAINING PLAN (MTP) USER FEED**

User feedback is an important link in the process of improving training publications. Your recommendations are requested to improve this training publication. To make it easier to make recommendations, a standard questionnaire has been provided. Please answer all questions frankly and mail to Commander, USACASCOM, Training Directorate, ATTN: ATCL-AT, Fort Lee, VA 23801-6000.

MTP NUMBER \_\_\_\_\_ DATE \_\_\_\_\_

MTP TITLE \_\_\_\_\_

**THE FOLLOWING QUESTIONS PERTAIN TO YOU:**

1. What is your position (CO, Plt Sgt. etc.)? \_\_\_\_\_
2. How long have you served in this position? \_\_\_\_\_
3. How long have you served in this unit? \_\_\_\_\_
4. What is your component? \_\_\_\_\_
5. What is your unit?
 

A. CONUS	B. USAREUR
C. WESTCOM	D. 8TH USA
E. Other (specify) _____	

**THE FOLLOWING QUESTIONS ARE ABOUT THE MTP IN GENERAL:**

6. How do you feel this document has affected training in your unit when compared to other training products?

A. Has made training worse. \_\_\_\_\_

\_\_\_\_\_

B. Has made training better. \_\_\_\_\_

\_\_\_\_\_

C. Has had no effect on training. \_\_\_\_\_

\_\_\_\_\_

D. Do not know or do not have an opinion. \_\_\_\_\_

\_\_\_\_\_

Questionnaire-1

7. How easy is the document to use, compared to other training products?

A. More difficult. \_\_\_\_\_

\_\_\_\_\_

B. Easier. \_\_\_\_\_

\_\_\_\_\_

C. About the same. \_\_\_\_\_

\_\_\_\_\_

D. Do not know or do not have an opinion. \_\_\_\_\_

\_\_\_\_\_

8. What part of the MTP document was least useful?

A. Chapter 1, Unit Training. \_\_\_\_\_

\_\_\_\_\_

B. Chapter 2, Training Matrix. \_\_\_\_\_

\_\_\_\_\_

C. Chapter 3, Mission Outline. \_\_\_\_\_

\_\_\_\_\_

D. Chapter 4, Training Exercises. \_\_\_\_\_

\_\_\_\_\_

E. Chapter 5, Training and Evaluation Outlines. \_\_\_\_\_

\_\_\_\_\_

F. Chapter 6, External Evaluation. \_\_\_\_\_

\_\_\_\_\_

G. Do not know or do not have an opinion. \_\_\_\_\_

\_\_\_\_\_

9. What part of the MTP document was most useful?

A. Chapter 1, Unit Training. \_\_\_\_\_

\_\_\_\_\_

B. Chapter 2, Training Matrix. \_\_\_\_\_

\_\_\_\_\_

C. Chapter 3, Mission Outline. \_\_\_\_\_

\_\_\_\_\_

D. Chapter 4, Training Exercises. \_\_\_\_\_

\_\_\_\_\_

E. Chapter 5, Training and Evaluation Outlines. \_\_\_\_\_

\_\_\_\_\_

F. Chapter 6, External Evaluation. \_\_\_\_\_

\_\_\_\_\_

G. Do not know or do not have an opinion. \_\_\_\_\_

\_\_\_\_\_

10. What is the most difficult part of the MTP to understand?

A. Chapter 1, Unit Training. \_\_\_\_\_

\_\_\_\_\_

B. Chapter 2, Training Matrix. \_\_\_\_\_

\_\_\_\_\_

C. Chapter 3, Mission Outline. \_\_\_\_\_

\_\_\_\_\_

D. Chapter 4, Training Exercises. \_\_\_\_\_

\_\_\_\_\_

E. Chapter 5, Training and Evaluation Outlines. \_\_\_\_\_

\_\_\_\_\_

F. Chapter 6, External Evaluation. \_\_\_\_\_

\_\_\_\_\_

G. Do not know or do not have an opinion. \_\_\_\_\_

\_\_\_\_\_

11. What is the easiest part of the MTP to understand?

A. Chapter 1, Unit Training. \_\_\_\_\_

\_\_\_\_\_

B. Chapter 2, Training Matrix. \_\_\_\_\_

\_\_\_\_\_

C. Chapter 3, Mission Outline. \_\_\_\_\_

\_\_\_\_\_

D. Chapter 4, Training Exercises. \_\_\_\_\_

\_\_\_\_\_

E. Chapter 5, Training and Evaluation Outlines. \_\_\_\_\_

\_\_\_\_\_

F. Chapter 6, External Evaluation. \_\_\_\_\_

\_\_\_\_\_

G. Do not know or do not have an opinion. \_\_\_\_\_

\_\_\_\_\_

**THE FOLLOWING QUESTIONS PERTAIN TO THE TRAINING EXERCISES: STX AND FTX.**

12. The exercises are designed to prepare the unit to accomplish its wartime mission. In your opinion, how well do they fulfill this intended purpose?

A. They do not prepare the unit at all. \_\_\_\_\_

\_\_\_\_\_

B. They help but only provide 20 percent or less of my unit's training requirements. \_\_\_\_\_

\_\_\_\_\_

C. They help but only provide 21 to 50 percent of my unit's training requirements.

\_\_\_\_\_

D. They help but only provide 51 to 80 percent of my unit's training requirements.

\_\_\_\_\_

E. They provide 81 percent or more of my unit's training requirements.

\_\_\_\_\_

13. Would you recommend that any STX or FTX be added or deleted from the MTP (specify FTX or STX)?

\_\_\_\_\_

\_\_\_\_\_

14. What was the greatest problem you experienced with the exercises?

A. Too many pages. \_\_\_\_\_

\_\_\_\_\_

B. Hard to read and understand. \_\_\_\_\_

\_\_\_\_\_

C. Needs more illustrations. \_\_\_\_\_

---

---

D. Needs more information on how to set up the exercises. \_\_\_\_\_

---

---

E. Needs more information on leader training. \_\_\_\_\_

---

---

F. Needs more information on how to conduct the exercises. \_\_\_\_\_

---

---

G. Needs more information on support and resources. \_\_\_\_\_

---

---

H. Needs more information on normally attached elements.

---

---

I. Does not interface well with other training products, such as battle drills. \_\_\_\_\_

---

---

J. Do not know or do not have an opinion. \_\_\_\_\_

---

---

15. What was the second greatest problem you experienced with the exercises?

A. Too many pages. \_\_\_\_\_

\_\_\_\_\_

B. Hard to read and understand. \_\_\_\_\_

\_\_\_\_\_

C. Needs more illustrations. \_\_\_\_\_

\_\_\_\_\_

D. Needs more information on how to set up the exercises. \_\_\_\_\_

\_\_\_\_\_

E. Needs more information on leader training. \_\_\_\_\_

\_\_\_\_\_

F. Needs more information on how to conduct the exercises. \_\_\_\_\_

\_\_\_\_\_

G. Needs more information on support and resources. \_\_\_\_\_

\_\_\_\_\_

H. Needs more information on normally attached elements. \_\_\_\_\_

\_\_\_\_\_

I. Does not interface well with other training products. \_\_\_\_\_

\_\_\_\_\_

J. Do not know or do not have an opinion. \_\_\_\_\_

\_\_\_\_\_

16. How many STXs or FTXs have you trained personnel in or participated in personally?

\_\_\_\_\_

\_\_\_\_\_

**THE FOLLOWING QUESTIONS APPLY TO CHAPTERS 5 AND 6 OF THE MTP:**

17. What changes would you make to Chapter 5, Training and Evaluation Outlines?

A. Leave it out. \_\_\_\_\_

\_\_\_\_\_

B. Clarify how to use this chapter with the training exercises. \_\_\_\_\_

\_\_\_\_\_

C. Clarify how to use this chapter without the training exercises. \_\_\_\_\_

\_\_\_\_\_

D. The standards are too detailed. \_\_\_\_\_

\_\_\_\_\_

E. The standards are not too detailed enough. \_\_\_\_\_

\_\_\_\_\_

F. The standards do not adequately address those elements that are normally attached in wartime.

\_\_\_\_\_

\_\_\_\_\_

G. Do not change; chapter is fine. \_\_\_\_\_

\_\_\_\_\_

H. Do not know or do not have an opinion. \_\_\_\_\_

\_\_\_\_\_



18. What changes would you make to Chapter 6, External Evaluation?

A. Leave it out. \_\_\_\_\_

\_\_\_\_\_

B. Clarify how to use this chapter with the training exercises. \_\_\_\_\_

\_\_\_\_\_

C. Clarify how to use this chapter without the training exercises. \_\_\_\_\_

\_\_\_\_\_

D. The standards are too detailed. \_\_\_\_\_

\_\_\_\_\_

E. The standards are not detailed enough. \_\_\_\_\_

\_\_\_\_\_

F. The standards do not adequately address those elements that are normally attached in wartime. \_\_\_\_\_

\_\_\_\_\_

G. Do not change; chapter is fine. \_\_\_\_\_

\_\_\_\_\_

H. Do not know or do not have an opinion. \_\_\_\_\_

\_\_\_\_\_

19. Additional Comments. \_\_\_\_\_

\_\_\_\_\_

\_\_\_\_\_

\_\_\_\_\_

\_\_\_\_\_

\_\_\_\_\_

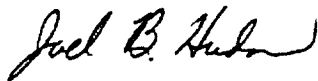


**ARTEP 55-718-30-MTP  
2 FEBRUARY 2002**

By Order of the Secretary of the Army:

**ERIC K. SHINSEKI**  
*General, United States Army*  
*Chief of Staff*

Official:



**JOEL B. HUDSON**  
*Administrative Assistant to the*  
*Secretary of the Army*  
0203502

**DISTRIBUTION:**

*Active Army, Army National Guard, and Army Reserve:* To be distributed in accordance with the initial distribution number 121169, requirements for ARTEP 55-718-30-MTP.

ARTEP 55-718-30-MTP

**SUPPORTING COLLECTIVE TASKS: NONE**

**OPFOR TASKS AND STANDARDS: NONE**

5-312



TASK STEPS AND PERFORMANCE MEASURES	GO	NO GO
<p>c. Provide EPW a receipt for personal items taken.</p> <p>d. Tag each EPW and each item removed with date/time group, location of capture, capturing unit, and circumstances of capture.</p> <p>3. Unit personnel segregate EPW.</p> <p>a. Segregate EPW by rank, sex, deserters, civilians, nationality, and ideology, when possible.</p> <p>b. Treat EPW casualties.</p> <p>NOTE: See Task 63-2-4517 for detailed treatment procedures.</p> <p>c. Transport EPW casualties.</p> <p>NOTE: See Task 63-2-4316 for detailed transportation procedures.</p> <p>d. Report casualties to higher HQ staff element using analog and/or digital communications.</p> <p>4. Unit personnel silence EPW.</p> <p>a. Prevent EPW leaders from giving orders.</p> <p>b. Prevent communications between captured personnel.</p> <p>c. Conduct no conversations in front of EPW except to issue orders and maintain discipline.</p> <p>5. Unit personnel transport EPW to the rear.</p> <p>a. Remove EPW from dangers of the immediate battle area.</p> <p>b. Prevent abuse of EPW by fellow soldiers or local populace.</p> <p>c. Transport EPW to the nearest collection point by vehicle.</p> <p>NOTE: If transportation is unavailable and time and distance factors permit, march EPW to the nearest collection point; if EPWs are held, water and rations must be provided.</p>		

TASK PERFORMANCE/EVALUATION SUMMARY BLOCK							
ITERATION	1	2	3	4	5	M	TOTAL
TOTAL TASK STEPS EVALUATED							
TOTAL TASK STEPS "GO"							
TRAINING STATUS "GO/NO GO"							

“\*” indicates a leader task step.

SUPPORTING INDIVIDUAL TASKS		
Task Number	Task Title	References
071-331-0820	Analyze Terrain	STP 21-24-SMCT

**SUPPORTING COLLECTIVE TASKS: NONE**

**OPFOR TASKS AND STANDARDS: NONE**





TASK STEPS AND PERFORMANCE MEASURES	GO	NO GO
<p>2. Unit personnel report capture of documents or equipment to S3, Plans-Operations Branch.</p> <p style="padding-left: 40px;">a. Process reports on documents and equipment IAW FM 34-54 and the TSOP.</p> <p style="padding-left: 40px;">b. Request disposition of captured documents and equipment from the Plans-Operations Branch, S2/S3, and S4 section using analog and/or digital communications.</p> <p style="padding-left: 40px;">c. Tag all captured documents and equipment before evacuation.</p> <p>3. Unit executes approved disposition of captured documents and equipment.</p> <p style="padding-left: 40px;">a. Evacuates captured equipment IAW disposition instructions.</p> <p style="padding-left: 40px;">b. Destroys the captured equipment (less medical) IAW disposition instructions.</p> <p>NOTE: If tactical situation does not permit equipment destruction or evacuation, or other special instructions exist, abandon captured equipment IAW disposition instructions.</p> <p style="padding-left: 40px;">c. Evacuates documents through Plan-Operations Branch to intelligence personnel.</p>		

TASK PERFORMANCE/EVALUATION SUMMARY BLOCK							
ITERATION	1	2	3	4	5	M	TOTAL
TOTAL TASK STEPS EVALUATED							
TOTAL TASK STEPS "GO"							
TRAINING STATUS "GO/NO GO"							

“\*” indicates a leader task step.

<b>SUPPORTING INDIVIDUAL TASKS</b>		
<b>Task Number</b>	<b>Task Title</b>	<b>References</b>
191-377-5250	Handle Enemy Personnel and Equipment	STP 21-24-SMCT
191-379-4450	Supervise Handling of Enemy Personnel and Equipment at Unit Level	STP 21-24-SMCT
301-337-6001	Process Captured Materiel	STP 21-24-SMCT

**SUPPORTING COLLECTIVE TASKS: NONE**

**OPFOR TASKS AND STANDARDS: NONE**



TASK STEPS AND PERFORMANCE MEASURES	GO	NO GO
<p>e. Enforces safety procedures IAW TSOP and publications.</p> <p>f. Enforces environmental stewardship protection program procedures.</p> <p>2. FST supervises unit field sanitation activities.</p> <p>a. Maintains field sanitation basic load IAW AR 40-5 and FM 21-10-1.</p> <p>b. Supervises distribution of field sanitation basic load items IAW AR 40-5 and FM 21-10-1.</p> <p>c. Tests unit water supply for required chlorine residual IAW FM 21-10, FM 21-10-1, and TSOP.</p> <p>d. Monitors personnel to ensure use of protective measures against arthropods (skin, repellent, bednet, clothing, and bednet repellent) and rodents IAW applicable directives and commander's guidance.</p> <p>e. Monitors personnel for employment of correct hygiene measures such as handwashing.</p> <p>f. Supervises installation of appropriate latrine facilities based on terrain and FM 21-10.</p> <p>g. Inspects latrines and urinals IAW FM 21-10, FM 21-10-1, and TSOP.</p> <p>h. Inspects latrines and urinals IAW FM 21-10-1 and TSOP.</p> <p>i. Inspects liquid and solid waste disposal facilities to ensure compliance with FM 21-10, FM 21-10-1, and TSOP.</p> <p>j. Inspects hand-washing devices IAW TSOP.</p> <p>k. Inspects transport, storage, preparation, and service of food for compliance with FM 21-10, FM 21-10-1, and TSOP.</p> <p>l. Provides advice, recommendations, and training requirements to the commander.</p> <p>m. Enforces safety procedures IAW TSOP and publications.</p> <p>n. Enforces environmental stewardship protection program procedures.</p>		

TASK STEPS AND PERFORMANCE MEASURES	GO	NO GO
<p>3. Unit elements employ field sanitation measures.</p> <p>a. Maintain prescribed load of water purification materials IAW AR 40-5, FM 21-10-1, and TSOP.</p> <p>b. Prepare nonpotable water for personal use IAW FM 21-10 and TSOP.</p> <p>c. Consume only water designated as potable.</p> <p>d. Maintain latrines and hand washing facilities IAW FM 21-10-1 and TSOP.</p> <p>e. Employ preventive measures against cold and heat injuries.</p> <p>f. Employ personal hygiene measures.</p> <p>g. Employ preventive measures against arthropod and rodent infestation, to include using skin, clothing and bed net repellent.</p> <p>h. Report field sanitation deficiencies to FST.</p> <p>i. Employ safety procedures IAW TSOP and publications.</p> <p>j. Employ environmental stewardship protection program procedures.</p>		

TASK PERFORMANCE/EVALUATION SUMMARY BLOCK							
ITERATION	1	2	3	4	5	M	TOTAL
TOTAL TASK STEPS EVALUATED							
TOTAL TASK STEPS "GO"							
TRAINING STATUS "GO/NO GO"							

“\*” indicates a leader task step.

<b>SUPPORTING INDIVIDUAL TASKS</b>		
<b>Task Number</b>	<b>Task Title</b>	<b>References</b>
081-831-0102	Supervise Unit Preventive Medicine and Field Sanitation Procedures	STP 21-24-SMCT

**SUPPORTING COLLECTIVE TASKS: NONE**

**OPFOR TASKS AND STANDARDS: NONE**



TASK STEPS AND PERFORMANCE MEASURES	GO	NO GO
<p>e. Coordinate security requirements for the pick-up site with subelements and higher HQ staff element using analog and/or digital communications or messenger.</p> <p>f. Disseminate transportation information to unit personnel using analog and/or digital communications.</p> <p>g. Forward casualty feeder report and witness statements to higher HQ staff element IAW TSOP and FM 12-6 using analog and/or digital communications or messenger.</p> <p>2. Unit elements prepare casualties for transport.</p> <p>a. Treat casualties.</p> <p>NOTE: See Task 08-2-0003.63-0001 for detailed treatment procedures.</p> <p>b. Report casualties using analog and/or digital communications or messenger, as required.</p> <p>c. Collect classified documents such as SOI/SSI, maps, overlays, and key lists.</p> <p>d. Secure custody of organizational equipment IAW the TSOP.</p> <p>e. Forward spot casualty reports to unit HQ IAW TSOP using analog and/or digital communications.</p> <p>3. Unit elements transport casualties to casualty collection points using manual carries.</p> <p>a. Select type of manual carry appropriate to situation and injury.</p> <p>b. Transport casualty without causing further injury IAW FM 8-10-6.</p> <p>4. Unit elements transport casualties to casualty collection points using litter carries.</p> <p>a. Identify litter team(s).</p> <p>b. Construct improvised litter from available material, as required.</p>		



TASK STEPS AND PERFORMANCE MEASURES	GO	NO GO
<p>c. Secure casualty on litter.</p> <p>d. Transport casualty without causing further injury IAW FM 8-10-6.</p> <p>5. Unit elements transport casualties to a MTF using available vehicles.</p> <p>a. Load maximum number of casualties with the most seriously injured last IAW FM 8-10-6; this will allow a "last in, first out" unloading procedure.</p> <p>b. Secure casualties in vehicle.</p> <p>c. Transport casualties without causing further injury IAW FM 8-10-6.</p> <p>*6. Commander and leaders request aeromedical transportation, as needed.</p> <p>a. Transmit request IAW OPORD, TSOP, and FM 8-10-6 using analog and/or digital communications.</p> <p>b. Select landing site that provides sufficient space for helicopter hover, landing, and takeoff IAW FM 8-10-6 and FM 57-38.</p> <p>c. Supervise removal of all dangerous objects likely to be blown about prior to aircraft arrival.</p> <p>d. Supervise security of landing site IAW the TSOP.</p> <p>7. Unit elements assist in loading ambulance.</p> <p>a. Employ proper carrying and loading techniques IAW FM 8-10-6.</p> <p>b. Load casualties in the sequence directed by crew.</p> <p>c. Load casualty without causing unnecessary discomfort.</p> <p>d. Employ safety procedures IAW the TSOP and FM 8-10-6.</p> <p>e. Employ environmental stewardship protection program procedures.</p>		

TASK STEPS AND PERFORMANCE MEASURES	GO	NO GO
<p>8. Unit elements transport chemically contaminated casualties.</p> <ul style="list-style-type: none"> <li>a. Assume MOPP4.</li> <li>b. Mark contaminated casualties IAW the TSOP.</li> <li>c. Notify supporting MTF that contaminated casualties are en route to their location using analog and/or digital communications.</li> <li>d. Transport casualties directly to a designated decontamination and treatment station.</li> <li>e. Protect casualty from further contamination during transport.</li> </ul> <p>9. Unit personnel transport EPW casualties.</p> <ul style="list-style-type: none"> <li>a. Maintain security of EPW casualties IAW the TSOP.</li> <li>b. Search EPW casualties for weapons and ordnance prior to transport.</li> <li>c. Transport EPW casualties IAW the provisions of the Geneva Convention agreements and the TSOP.</li> </ul>		

TASK PERFORMANCE/EVALUATION SUMMARY BLOCK							
ITERATION	1	2	3	4	5	M	TOTAL
TOTAL TASK STEPS EVALUATED							
TOTAL TASK STEPS "GO"							
TRAINING STATUS "GO/NO GO"							

“\*” indicates a leader task step.

<b>SUPPORTING INDIVIDUAL TASKS</b>		
<b>Task Number</b>	<b>Task Title</b>	<b>References</b>
031-503-1015	Protect Yourself From NBC Injury/Contamination With Mission-Oriented Protective Posture (MOPP) Gear	STP 21-1-SMCT
081-831-0101	Request Medical Evacuation	STP 21-24-SMCT
081-831-1040	Transport a Casualty Using a One-Man Carry	STP 21-1-SMCT
081-831-1041	Transport a Casualty Using a Two-Man Carry or an Improvised Litter	STP 21-1-SMCT
121-030-3534	Report Casualties	STP 21-24-SMCT

**SUPPORTING COLLECTIVE TASKS: NONE**

**OPFOR TASKS AND STANDARDS: NONE**



TASK STEPS AND PERFORMANCE MEASURES	GO	NO GO
<p>e. Contrast the benefits of safety measures to the unit's mission versus the potential cost of risk or safety hazards.</p> <p>f. Conduct continuous assessment of phases of operations for safety and risk reduction.</p> <p>*2. Commander and leaders evaluate risk or safety hazards identified during operations.</p> <p>a. Identify previously executed unsafe acts and their corrective actions.</p> <p>b. Identify all unwarranted risks.</p> <p>c. Compare identified risk to acceptable risk level stated in the commander's intent and based on the training objective.</p> <p>d. Calculate projected equipment and personnel losses from accidents by reviewing historical records.</p> <p>e. Describe operations in terms of its risk level (extremely high, high, medium, low).</p> <p>f. Prepare courses of action that minimize accidental losses.</p> <p>*3. Commander and leaders eliminate or reduce risk and safety hazards.</p> <p>a. Select course of action that maximizes operational effectiveness and minimizes risks.</p> <p>b. Develop procedures that reduce risk.</p> <p>c. Provide guidance that enhances safety in all phases of operation.</p> <p>d. Prescribe safety and protective equipment that enhances safety and reduces risks.</p> <p>e. Enforce environmental stewardship protection program procedures.</p>		

TASK STEPS AND PERFORMANCE MEASURES	GO	NO GO
<p>4. Unit personnel employ safety enhancement procedures.</p> <p style="padding-left: 40px;">a. Practice safety procedures during all mission rehearsals and operations.</p> <p style="padding-left: 40px;">b. Correct unsafe acts on the spot.</p> <p style="padding-left: 40px;">c. Report to unit safety officer risk or safety violations beyond unit's corrective level.</p> <p style="padding-left: 40px;">d. Employ environmental stewardship protection program.</p>		

TASK PERFORMANCE/EVALUATION SUMMARY BLOCK							
ITERATION	1	2	3	4	5	M	TOTAL
TOTAL TASK STEPS EVALUATED							
TOTAL TASK STEPS "GO"							
TRAINING STATUS "GO/NO GO"							

“\*” indicates a leader task step.

**SUPPORTING COLLECTIVE TASKS: NONE**

**OPFOR TASKS AND STANDARDS: NONE**



TASK STEPS AND PERFORMANCE MEASURES	GO	NO GO
<p>g. Forwards routine supply, weapons, and small arms ammunition requirements to higher HQ S4 section by inputting requests into ULLS-S4 and forwarding request data disks to the S4 section.</p> <p>h. Forwards emergency supply requests to the higher HQ S4 section using analog and/or digital communications and follow up with a supply request through ULLS-S4.</p> <p>i. Anticipates supply needs and requirements of the unit.</p> <p>*2. Supply Sergeant supervises unit supply activities.</p> <p>a. Verifies supply due-in status from the ULLS-S4 document register.</p> <p>NOTE: The supply sergeant updates the ULLS-S4 document register regularly with status disks received from the SSA. The supply sergeant accesses the document register from the ULLS-S4 main menu to check statuses.</p> <p>b. Conducts inventories to calculate assets on hand using ULLS-S4 generated hand receipts and components of end-items listings.</p> <p>c. Develops supply storage plans.</p> <p>d. Monitors supply transactions to ensure compliance with established supply procedures.</p> <p>e. Supervises control of weapons and ammunition.</p> <p>f. Prepares input to Material Condition Status Reports maintained by the maintenance personnel by annotation of the ULLS-G generated equipment status sheets.</p> <p>g. Enforces safety procedures IAW TSOP and applicable publications.</p> <p>h. Enforces environmental stewardship protection program procedures.</p>		



TASK STEPS AND PERFORMANCE MEASURES	GO	NO GO
<p>3. Unit HQ requests additional supplies.</p> <ul style="list-style-type: none"> <li>a. Collects requirements from elements using analog and/or digital communications or messenger.</li> <li>b. Calculates resupply requirements.</li> <li>c. Records requests on the ULLS-S4 document register.</li> <li>d. Forwards resupply request to higher HQ S4 section using analog and/or digital communications.</li> </ul> <p>4. Supply personnel receive supplies.</p> <ul style="list-style-type: none"> <li>a. Compare supply quantities and stock numbers requisitioned against quantities and stock numbers received.</li> <li>b. Update the ULLS-S4 document register with quantities and date received, as well as any new status on partial shipments.</li> </ul> <p>NOTE: Update document register by accessing it from the ULLS-S4 main menu and changing appropriate data fields.</p> <ul style="list-style-type: none"> <li>c. Forward supplies to requesting element.</li> </ul>		

TASK PERFORMANCE/EVALUATION SUMMARY BLOCK							
ITERATION	1	2	3	4	5	M	TOTAL
TOTAL TASK STEPS EVALUATED							
TOTAL TASK STEPS "GO"							
TRAINING STATUS "GO/NO GO"							

“\*” indicates a leader task step.

**SUPPORTING COLLECTIVE TASKS: NONE**

**OPFOR TASKS AND STANDARDS: NONE**



TASK STEPS AND PERFORMANCE MEASURES	GO	NO GO
<p>2. Unit HQ personnel set-up the unit administrative area.</p> <ul style="list-style-type: none"> <li>a. Occupy positions required for local area security IAW unit TSOP.</li> <li>b. Position equipment and tentage according to layout plan.</li> <li>c. Establish unit communications net using analog and digital devices.</li> <li>d. Enter higher HQ communications nets IAW current communications instructions and TSOP.</li> <li>e. Identify tentative mortuary affairs and EPW collection points.</li> <li>f. Mark vehicle parking areas.</li> <li>g. Mark traffic flow pattern.</li> <li>h. Camouflage vehicles, shelters, and equipment.</li> <li>i. Employ safety procedures IAW TSOP and publications.</li> <li>j. Employ environmental stewardship protection program procedures IAW TC 5-400.</li> </ul> <p>3. Unit HQ personnel set up the unit supply area.</p> <ul style="list-style-type: none"> <li>a. Set up required shelters and equipment.</li> <li>b. Secure weapons and ammunition.</li> <li>c. Position supply vehicles.</li> <li>d. Camouflage vehicles and equipment.</li> <li>e. Employ safety procedures IAW TSOP and publications.</li> <li>f. Employ environmental stewardship protection program procedures IAW TC 5-400.</li> </ul>		

TASK STEPS AND PERFORMANCE MEASURES	GO	NO GO
<p>4. Unit personnel set up bivouac area.</p> <ul style="list-style-type: none"> <li>a. Locate area away from traffic flow and roadways.</li> <li>b. Mark sleep areas.</li> <li>c. Pitch individual tentage.</li> <li>d. Set-up commander's facilities.</li> <li>e. Camouflage all bivouac areas.</li> <li>f. Employ safety procedures IAW TSOP and publications.</li> <li>g. Employ environmental stewardship protection program procedures IAW TC 5-400.</li> </ul> <p>5. Unit personnel set-up the field sanitation facilities.</p> <ul style="list-style-type: none"> <li>a. Construct latrine(s).</li> <li>b. Place screen or canvas around latrine(s).</li> <li>c. Construct handwashing device for each latrine.</li> <li>d. Set up unit water source.</li> <li>e. Employ safety procedures IAW TSOP and publications.</li> <li>f. Employ environmental stewardship protection program procedures IAW TC 5-400.</li> </ul>		

TASK STEPS AND PERFORMANCE MEASURES	GO	NO GO
<p>6. Commander/first sergeant coordinates internal logistics and CHS requirements.</p> <p style="padding-left: 40px;">a. Coordinates field feeding location and schedule with supporting unit.</p> <p>NOTE: For unit without assigned field feeding assets.</p> <p style="padding-left: 40px;">b. Coordinates for maintenance support with supporting unit.</p> <p>NOTE: For units without assigned maintenance assets.</p> <p style="padding-left: 40px;">c. Coordinates CHS with supporting medical element.</p> <p>NOTE: For units without medical assets.</p>		

TASK PERFORMANCE/EVALUATION SUMMARY BLOCK							
ITERATION	1	2	3	4	5	M	TOTAL
TOTAL TASK STEPS EVALUATED							
TOTAL TASK STEPS "GO"							
TRAINING STATUS "GO/NO GO"							

“\*” indicates a leader task step.

SUPPORTING INDIVIDUAL TASKS		
Task Number	Task Title	References
071-326-5705	Establish an Observation Post	STP 21-24-SMCT
071-329-1019	Use a Map Overlay	STP 21-24-SMCT

OPFOR TASKS AND STANDARDS: NONE



TASK STEPS AND PERFORMANCE MEASURES	GO	NO GO
<p>e. Coordinates resolution of maintenance problems with battalion S4.</p> <p>f. Directs controlled exchange, IAW command guidance, when required repair parts are not available.</p> <p>g. Approves repairs using BDAR procedures.</p> <p>h. Prepares materiel condition status reports for input into ULLS-G system.</p> <p>i. Enforces safety procedures IAW TSOP and publications.</p> <p>j. Enforces environmental stewardship protection program procedures.</p> <p>*2. Platoon sergeants and leaders supervise operator's maintenance.</p> <p>a. Supervise performance of PMCS.</p> <p>b. Monitor repair parts supply processes in order to better forecast the availability or nonavailability of equipment.</p> <p>c. Inspect vehicles, weapons, and equipment to ensure compliance with TMs, TSOP, and commander's guidance.</p> <p>d. Coordinate maintenance assistance with maintenance personnel.</p> <p>e. Maintain current maintenance status of all vehicles, weapons, and equipment.</p> <p>f. Provide input for materiel condition status reports.</p> <p>g. Enforce safety procedures IAW TSOP and publications.</p> <p>h. Enforce environmental stewardship protection program procedures.</p> <p>3. Company personnel perform operator's maintenance.</p> <p>a. Perform PMCS on all vehicles and equipment according to the appropriate TM specifications.</p> <p>b. Notify supervisor of maintenance problems beyond operator's capabilities.</p>		

TASK STEPS AND PERFORMANCE MEASURES	GO	NO GO
<p>c. Assist maintenance personnel with repairs and services.</p> <p>d. Request approval for BDAR from commander through appropriate NCO support channels and chain of command.</p> <p>e. Perform BDAR IAW FM 9-43-2.</p> <p>f. Employ safety procedures IAW TSOP and publications.</p> <p>g. Employ environmental stewardship protection program procedures.</p> <p>*4. Senior Maintenance Supervisor supervises maintenance section.</p> <p>a. Verifies ULLS-G system operability and operator competency.</p> <p>b. Organizes unit maintenance personnel for an efficient workflow.</p> <p>c. Requests approval for BDAR from appropriate commander.</p> <p>d. Supervises BDAR procedures IAW TSOP and FM 9-43-2.</p> <p>e. Supervises TAMMS, PLL procedures for company and supported unit.</p> <p>f. Supervises recovery operations for company and supported unit.</p> <p>g. Coordinates maintenance status with company and supported unit platoon sergeants and 1SGs.</p> <p>h. Requests controlled exchange approval from appropriate commander.</p> <p>i. Provides unit maintenance status to company and supported unit commanders.</p> <p>j. Enforces environmental stewardship protection program procedures.</p> <p>k. Enforces safety procedures IAW TSOP and publications.</p>		



TASK STEPS AND PERFORMANCE MEASURES	GO	NO GO
<p>5. Maintenance personnel repair organic and supported unit equipment.</p> <ul style="list-style-type: none"> <li>a. Verify fault diagnosis/category of maintenance.</li> <li>b. Request required repair parts.</li> <li>c. Repair equipment according to the applicable level TM specifications.</li> <li>d. Record completed work on appropriate document(s).</li> <li>e. Perform final inspection of completed work.</li> <li>f. Notify supervisor upon completion of repairs.</li> <li>g. Employ environmental stewardship protection program procedures.</li> <li>h. Employ safety procedures IAW TSOP and publications.</li> </ul> <p>6. Maintenance personnel conduct transactions with support maintenance organization.</p> <ul style="list-style-type: none"> <li>a. Identify category of maintenance.</li> <li>b. Correct all unit-level maintenance deficiencies.</li> <li>c. Prepare required documentation according to the TM and TSOP.</li> <li>d. Evacuate equipment to supporting maintenance facilities.</li> <li>e. Pick up equipment upon completion of repairs.</li> <li>f. Employ safety procedures IAW TSOP and publications.</li> <li>g. Employ environmental stewardship protection program procedures.</li> </ul> <p>7. Maintenance personnel react to battle damaged vehicle(s) (recoverable).</p> <ul style="list-style-type: none"> <li>a. Request direct and/or indirect supporting fire, if required.</li> <li>b. Move on a concealed route to the disabled vehicle(s).</li> </ul>		

TASK STEPS AND PERFORMANCE MEASURES	GO	NO GO
<p>c. Treat casualties according to the current treatment procedures.</p> <p>d. Remove casualties from the vehicle without causing further injuries.</p> <p>e. Request medical assistance, if required.</p> <p>f. Evacuate casualties according to medical evacuation procedures.</p> <p>g. Tow the vehicle to a concealed location, if required.</p> <p>h. Perform BDAR IAW FM 9-43-2.</p> <p>i. Repair vehicle if possible.</p> <p>j. Evacuate nonrepairable vehicle(s) to unit maintenance collection point(s).</p> <p>k. Employ safety procedures IAW TSOP and FM 9-43-2.</p> <p>l. Employ environmental stewardship protection program procedures.</p> <p>8. Maintenance personnel react to battle-damaged vehicle(s) (unrecoverable).</p> <p>a. Request direct and/or indirect supporting fire if required.</p> <p>b. Move on a concealed route to disabled vehicle(s).</p> <p>c. Treat casualties according to the current treatment procedures.</p> <p>d. Remove casualties from the vehicle(s).</p> <p>e. Request medical assistance if required.</p> <p>f. Evacuate casualties according to the medical evacuation procedures.</p> <p>g. Perform BDAR IAW FM 9-43-2.</p> <p>h. Request disposition of unrecoverable vehicle(s) from appropriate commander.</p>		

TASK STEPS AND PERFORMANCE MEASURES	GO	NO GO
<p>i. Conduct salvage operations as directed by the appropriate commander or maintenance supervisor.</p> <p>j. Prepare vehicle(s) for destruction.</p> <p>k. Destroy vehicle(s) on order from the appropriate commander or designated representative.</p> <p>l. Employ safety procedures IAW TSOP and publications.</p> <p>m. Employ environmental stewardship protection program procedures.</p> <p>9. Maintenance personnel perform maintenance administrative and support functions.</p> <p>a. Maintain company and supported unit's PLL.</p> <p>b. Request repair parts for the company and supported unit's organizational equipment.</p> <p>c. Control unserviceable repairable items.</p> <p>d. Maintain separate document register(s) for each company according to applicable directives.</p> <p>e. Maintain separate maintenance control records for the company and supported unit.</p> <p>f. Operate ULLS-G computer according to the appropriate ETM.</p> <p>g. Maintain publications, tools, and equipment.</p> <p>h. Maintain power generators.</p> <p>i. Employ safety procedures IAW TSOP and publications.</p> <p>j. Employ environmental stewardship protection program procedures.</p>		

TASK PERFORMANCE/EVALUATION SUMMARY BLOCK							
ITERATION	1	2	3	4	5	M	TOTAL
TOTAL TASK STEPS EVALUATED							
TOTAL TASK STEPS "GO"							
TRAINING STATUS "GO/NO GO"							

“\*” indicates a leader task step.

SUPPORTING INDIVIDUAL TASKS		
Task Number	Task Title	References
551-721-1352	Perform Vehicle Preventive Maintenance Checks and Services (PMCS)	STP 21-1-SMCT

**SUPPORTING COLLECTIVE TASKS: NONE**

**OPFOR TASKS AND STANDARDS: NONE**



TASK STEPS AND PERFORMANCE MEASURES	GO	NO GO
<p>c. Receives and screens commitments for special handling or oversize load data, security classifications, and complete information about when, where, and to whom the drivers should report.</p> <p>d. Identifies what type and quantity of cargo is to be moved to complete the mission.</p> <p>e. Identifies the length of time the vehicles are required.</p> <p>f. Coordinates back haul with higher HQ staff element for use in planning retrograde operations.</p> <p>g. Requests road clearance for convoys to ensure route accessibility.</p> <p>h. Coordinates for military police escort (if needed).</p> <p>i. Prepares OPORDs and strip maps.</p> <p>j. Reroutes task vehicle operator using MTS.</p> <p>k. Maintains operational data and fuel consumption report for use in determining current operating status.</p> <p>l. Coordinates for troop support (Class I, fuel, maintenance, and so on).</p> <p>m. Briefs unit commander.</p> <p>3. The truckmaster/assistant truck master conducts operation meeting with key unit personnel.</p> <p>a. Briefs truck platoon sergeants on operators that have been rerouted through MTS.</p> <p>b. Coordinates with the platoon and maintenance sergeant for an updated status report for available drivers and vehicles.</p> <p>c. Assigns workloads and specific operational tasks to truck platoons.</p> <p>d. Provides OPORDs, strip maps/grid coordinates to truck platoons.</p>		

TASK STEPS AND PERFORMANCE MEASURES	GO	NO GO
<p>4. The assistance truckmaster supervises dispatcher performing dispatcher duties.</p> <p>a. Prepares motor equipment utilization record (DA Form 2401/ULLS DA Form 5982-E).</p> <p>b. Reviews vehicle preventive maintenance schedules and records (DD Form 314/ULLS DA Form 5986-E).</p> <p>c. Reviews equipment inspection and maintenance worksheet (DA Form 2404/ULLS DA Form 5988-E).</p> <p>d. Checks drivers US government motor vehicle operators identification card (OF 346/DA Form 5984-E).</p> <p>e. Fills out, correctly, the motor equipment utilization record (DA Form 2401/ULLS DA Form 5982-E).</p> <p>f. Inputs, correctly, and issues driver and vehicle information on the motor equipment utilization record (DD Form 1970/ULLS DA Form 5987-E).</p> <p>g. Maintains vehicle dispatch board or automated system.</p>		

TASK PERFORMANCE/EVALUATION SUMMARY BLOCK							
ITERATION	1	2	3	4	5	M	TOTAL
TOTAL TASK STEPS EVALUATED							
TOTAL TASK STEPS "GO"							
TRAINING STATUS "GO/NO GO"							

“\*” indicates a leader task step.

<b>SUPPORTING INDIVIDUAL TASKS</b>		
<b>Task Number</b>	<b>Task Title</b>	<b>References</b>
551-721-1371	Perform Dispatcher Duties	STP 55-88M12-SM
551-721-3355	Instruct the Use of Maps In Motor Transport Operations	STP 55-88M34-SM-TG
551-721-4331	Prepare Truck Battalion Operation Order (OPORD)	STP 55-88M34-SM-TG
551-721-4334	Conduct Motor Transport Company Operations	STP 55-88M34-SM-TG

**SUPPORTING COLLECTIVE TASKS: NONE**

**OPFOR TASKS AND STANDARDS: NONE**





TASK STEPS AND PERFORMANCE MEASURES	GO	NO GO
<p>e. Controls weapons and ammunition to prevent pilferage and access by unauthorized personnel.</p> <p>f. Supervises platoon defensive positions to ensure adequate camouflage, dispersion, and concealment.</p> <p>g. Coordinates platoon activities with unit headquarters to keep them informed of current status.</p> <p>2. The squad leader directs squad personnel and supervised vehicle preparation for commitments (STP 55-88M34-SM-TG: 551-721-3333/3334/3336/3349/3355; STP 55-88M12-SM: 551-721-1352/1355/1357).</p> <p>a. Briefs squad members and assigns operators with mission requirements.</p> <p>b. Provides drivers with OPORDs and strip maps/grid coordinates.</p> <p>c. Enforces safety procedures at all times.</p> <p>d. Supervises the performance of before-operations PMCS on vehicle.</p> <p>e. Reports to the platoon leader/sergeant those mechanical defects that are beyond the driver's ability to repair.</p> <p>f. Coordinates repair requirements with unit maintenance section on those items that are not repairable by operators.</p> <p>g. Supervises vehicle preparation for tactical operations.</p> <p>h. Ensures vehicles designated for recovery are equipped with tow-bars.</p> <p>i. Ensures the operators receive dispatch and MRE's prior to departure for commitments.</p> <p>j. Briefs platoon leader/sergeant.</p>		

TASK PERFORMANCE/EVALUATION SUMMARY BLOCK							
ITERATION	1	2	3	4	5	M	TOTAL
TOTAL TASK STEPS EVALUATED							
TOTAL TASK STEPS "GO"							
TRAINING STATUS "GO/NO GO"							

“\*” indicates a leader task step.

SUPPORTING INDIVIDUAL TASKS		
Task Number	Task Title	References
01-7300.75-0500	Plan Convoy Operations	STP 55-88II-MQS
551-721-1352	Perform Vehicle Preventive Maintenance Checks and Services (PMCS)	STP 55-88M12-SM
551-721-1355	Prepare Vehicle for Inclement Weather Operation	STP 55-88M12-SM
551-721-1357	Prepare Vehicle for Tactical Operations	STP 55-88M12-SM
551-721-3333	Supervise Motor Pool Operations	STP 55-88M34-SM-TG
551-721-3334	Supervise Preventive Maintenance Checks and Services	STP 55-88M34-SM-TG
551-721-3336	Enforce Driver Safety Rules and Techniques	STP 55-88M34-SM-TG
551-721-3341	Supervise Personnel Loading Equipment and Cargo Onto Vehicle and Semitrailer	STP 55-88M34-SM-TG
551-721-3349	Supervise Preparation of Vehicle for Tactical Operations	STP 55-88M34-SM-TG
551-721-3355	Instruct the Use of Maps in Motor Transport Operations	STP 55-88M34-SM-TG
551-721-4322	Manage Preventive Maintenance Checks and Services	STP 55-88M34-SM-TG
551-721-4334	Conduct Motor Transport Company Operations	STP 55-88M34-SM-TG

**SUPPORTING COLLECTIVE TASKS: NONE**

**OPFOR TASKS AND STANDARDS: NONE**



TASK STEPS AND PERFORMANCE MEASURES	GO	NO GO
<p>h. Receives directives from the company commander concerning changes in support requirements.</p> <p>i. Coordinates additional support, as needed, due to change in mission.</p> <p>2. The commander reviews the message and the new route.</p> <p>a. Receives briefing from operations officer/truckmaster.</p> <p>b. Determines effect of change in mission on current and future commitments.</p> <p>c. Reviews and approves new route.</p> <p>d. Notifies battalion operations if diversion of operators has negative impact on current or future commitments.</p> <p>e. Determines additional support requirements to support change in mission based on input from the operations officer/truckmaster.</p> <p>f. Directs operations officer/truckmaster to coordinate needed support (for example, fuel, rations, billeting, and so forth) to sustain health and welfare of drivers and ensure success of the mission.</p> <p>g. Briefs battalion operations officer concerning change in mission, effect on operation, and additional support requirements.</p> <p>h. Informs destination consignees newly calculated estimated arrival times.</p> <p>3. The truckmaster conducts meeting with key personnel concerning changes in the mission.</p> <p>a. Provides key personnel with new destination, route, and ETA.</p> <p>b. Advises platoon leaders/sergeants of impact on current and future missions.</p> <p>c. Directs platoons to provide current information on availability of vehicles and drivers in order to support this and future missions.</p>		

TASK STEPS AND PERFORMANCE MEASURES	GO	NO GO
<p>d. Coordinates with the company maintenance section to determine projected vehicle availability.</p> <p>e. Provides the company operations sergeant with the message to be transmitted to the operators.</p> <p>4. The operations sergeant supervises the MTS base station operator.</p> <p>a. Provides the MTS base station operator with the message to transmit to the operators for redirecting and/or tasking operators with additional commitments to backhaul retrograde cargo.</p> <p>b. Ensures that the message is correctly transmitted.</p> <p>c. Reviews message on screen to confirm that operators have received message.</p> <p>d. Monitors ITV of operators and vehicles to ensure that instructions are carried out.</p> <p>e. Provides vehicle and cargo visibility.</p> <p>f. Briefs unit operations officer and truckmaster.</p>		

TASK PERFORMANCE/EVALUATION SUMMARY BLOCK							
ITERATION	1	2	3	4	5	M	TOTAL
TOTAL TASK STEPS EVALUATED							
TOTAL TASK STEPS "GO"							
TRAINING STATUS "GO/NO GO"							

“\*” indicates a leader task step.

SUPPORTING INDIVIDUAL TASKS		
Task Number	Task Title	References
551-721-1386	Transport Passengers in a Truck	STP 55-88M12-SM
551-721-3336	Enforce Driver Safety Rules and Techniques	STP 55-88M34-SM-TG

SUPPORTING COLLECTIVE TASKS: NONE

## OPFOR TASKS AND STANDARDS

### TASK: GATHER INTELLIGENCE (63-OPFOR-1008)

CONDITION: Small OPFOR elements, operating in the rear area, are planning attacks on enemy bases. Information is needed to complete plans.

STANDARD: 1. Identify all PIR and other intelligence requirements. 2. Pass through any outpost, defensive wire, or warning devices undetected. 3. Move to an OP that offers cover and concealment and is close enough to gather PIR and other intelligence requirements. 4. Gather all PIR and other intelligence requirements. 5. Withdraw from area undetected. 6. Report all information to OPFOR HQ.

### TASK: CONDUCT ELECTRONIC WARFARE (63-OPFOR-1012)

CONDITION: OPFOR employs a large number of radio detection finding sets, along with ground and airborne communications analysts, to monitor enemy forces for loose communications security practices.

STANDARD: 1. Locate the positions of enemy command, intelligence, and logistics radio nets. 2. Forward locations to OPFOR HQ. 3. Use jamming signals against enemy radio receivers. 4. Monitor enemy radio nets for intelligence information.





TASK STEPS AND PERFORMANCE MEASURES	GO	NO GO
<p>d. Identifies all movement constraints that can be identified by hard copy or digital tactical map or a map reconnaissance of possible routes from old to new site.</p> <p>e. Issues warning notice to all the unit's subordinate elements using analog or digital communications or messenger.</p> <p>f. Applies risk management processes as an integrated feature of task performance.</p> <p>2. Unit HQ coordinates for additional support requirements.</p> <p>a. Coordinates convoy marking equipment, vehicles, and other equipment requirements with higher HQ staff element using analog and/or digital communications.</p> <p>b. Coordinates tactical information and security requirements with higher HQ staff element using analog and/or digital communications or messenger.</p> <p>c. Coordinates CHS requirements with higher HQ staff element using analog and/or digital communications or messenger.</p> <p>3. Unit HQ prepares and briefs the stay-behind party plan.</p> <p>a. Coordinates stay-behind party requirements with higher HQ staff element using analog and/or digital communications.</p> <p>b. Identifies stay-behind party leader and composition based on higher HQ staff element requirements.</p> <p>c. Identifies all operational limitations and security requirements in coordination with higher HQ staff element using analog and/or digital communications.</p> <p>d. Designates assembly area location for stay-behind party that provides cover and concealment and does not interfere with departure of the main body from the area.</p> <p>e. Briefs stay-behind party leader on the commander's intent, operational and security requirements, communications, and site close-down procedures.</p> <p>f. Forwards location(s) of stay-behind facilities to higher HQ staff element using analog and/or digital communications or messenger.</p>		

TASK STEPS AND PERFORMANCE MEASURES	GO	NO GO
<p>*4. Commander and unit leaders prepare a displacement plan.</p> <p>a. Calculate unit's operational readiness level by using all vehicle, equipment, and personnel status reports.</p> <p>b. Coordinate repair of inoperable vehicles and equipment and repair time restrictions with the unit's or supporting maintenance element.</p> <p>c. List sequentially all tasks required to relocate the unit.</p> <p>d. List all equipment required to relocate the unit.</p> <p>e. Assign time limitations for the completion of each relocation task.</p> <p>f. Adjust load plans to accommodate current operational readiness levels.</p> <p>g. Designate personnel and equipment for advance/quarterming and reconnaissance parties.</p> <p>h. Assign all relocation tasks to specific elements.</p> <p>i. Designate uniform, weapons and equipment requirements for road march.</p> <p>j. Designate the march commander to control unit elements from SP to RP.</p> <p>k. Brief relocation plan to higher HQ staff element.</p> <p>l. Brief all unit personnel on relocation plan.</p> <p>m. Apply risk management processes as an integrated feature of task performance.</p>		

TASK PERFORMANCE/EVALUATION SUMMARY BLOCK							
ITERATION	1	2	3	4	5	M	TOTAL
TOTAL TASK STEPS EVALUATED							
TOTAL TASK STEPS "GO"							
TRAINING STATUS "GO/NO GO"							

"\*" indicates a leader task step.

<b>SUPPORTING INDIVIDUAL TASKS</b>		
<b>Task Number</b>	<b>Task Title</b>	<b>References</b>
01-7300.75-0500	Plan Convoy Operations	STP 55-88II-MQS

**SUPPORTING COLLECTIVE TASKS: NONE**

**OPFOR TASKS AND STANDARDS: NONE**



TASK STEPS AND PERFORMANCE MEASURES	GO	NO GO
<p>e. Verify buildings are located near access road and the areas around the buildings are large enough to meet traffic requirement (MOUT).</p> <p>f. Coordinate area limitations, constraints, and possible resolutions with higher HQ staff element using analog and/or digital communications or messenger.</p> <p>*2. Commander and leaders formulate a tentative unit layout plan.</p> <p>a. Identify general location of the unit CP.</p> <p>b. Identify area of all subelements, including tentative defensive boundaries.</p> <p>c. Develop traffic plan that identifies the traffic pattern and dismount point(s).</p> <p>d. Develop hasty security plan that identifies tentative guard posts and crew-served weapon positions.</p> <p>e. Develop communication plan depicting wire, analog, and/or digital communications diagrams for all subelements.</p> <p>f. Provide "runner" instructions until wire communications are operational.</p> <p>g. Coordinate tentative layout plan with higher HQ staff element using analog and/or digital communications or messenger.</p> <p>h. Brief advance/quartering party on details of layout plan with adjustment options.</p> <p>*3. Commander and leaders plan advance/quartering party activities.</p> <p>a. Identify required advance/quartering party tasks from the TSOP.</p> <p>b. Identify advance/quartering party vehicles and personnel constraints as established by higher HQ staff element.</p> <p>c. Identify time limitations for completion of advance/quartering party tasks.</p> <p>d. List essential advance/quartering party tasks.</p>		

TASK STEPS AND PERFORMANCE MEASURES	GO	NO GO
<p>e. List equipment required to perform essential tasks within vehicle constraints.</p> <p>f. Brief advance/quartering party leader on area preparation tasks, available equipment, and possible options due to decreases in personnel or equipment failure.</p>		

TASK PERFORMANCE/EVALUATION SUMMARY BLOCK							
ITERATION	1	2	3	4	5	M	TOTAL
TOTAL TASK STEPS EVALUATED							
TOTAL TASK STEPS "GO"							
TRAINING STATUS "GO/NO GO"							

“\*” indicates a leader task step.

**SUPPORTING COLLECTIVE TASKS: NONE**

**OPFOR TASKS AND STANDARDS: NONE**



TASK STEPS AND PERFORMANCE MEASURES	GO	NO GO
<p>e. Identify locations of preplanned indirect fire targets and target reference points in coordination with higher HQ staff element using analog and/or digital communications.</p> <p>f. Identify locations of restrictive fire zones within or in the immediate vicinity of the unit's area of responsibility.</p> <p>*2. Commander and leaders prepare preliminary base fire plan.</p> <p>a. List available weapon systems and element to which they are assigned.</p> <p>b. Calculate each element's personnel assets based on the availability of personnel during normal operations.</p> <p>c. Designate subelement boundaries that cover the entire unit area of responsibility based on the normal availability of weapons and personnel.</p> <p>d. List probable engagement areas based on terrain analysis of the area of responsibility and data provided by higher HQ staff element.</p> <p>e. Establish coordination channels with adjacent units to integrate interlocking fires.</p> <p>f. List target areas for each type weapon system in the unit.</p> <p>g. List indirect fire and CAS target reference points.</p> <p>h. Coordinate fire support coordination measures with higher HQ staff element using analog and/or digital communications.</p> <p>*3. Commander and leaders prepare preliminary mobility and countermobility plan.</p> <p>a. List locations of obstacles and types based on desired engagement areas, dead space, and preplanned indirect fire support using analog and/or digital communications.</p> <p>b. Identify available obstacle assets and resources for emplacement.</p> <p>c. Coordinate additional obstacle requirements with higher HQ staff element using analog and/or digital communications or messenger.</p>		



TASK STEPS AND PERFORMANCE MEASURES	GO	NO GO
<p>*4. Commander and leaders prepare preliminary air defense plan.</p> <ul style="list-style-type: none"> <li>a. Identify applicable air defense policies, procedures, and requirements in higher HQ and unit TSOP.</li> <li>b. List probable air avenues of approach.</li> <li>c. List current weapon control status as received from higher HQ staff element.</li> <li>d. Identify air defense warning signals.</li> <li>e. Designate locations for air watch positions.</li> </ul> <p>*5. Commander prepares reaction force plan.</p> <ul style="list-style-type: none"> <li>a. Lists base cluster reaction force requirements based on higher HQ TSOP or guidance.</li> <li>b. Lists internal reaction force requirements based on unit TSOP and personnel availability.</li> <li>c. Designates internal reaction force rally point.</li> <li>d. Lists subelements' taskings for external and internal reaction forces requirements.</li> </ul> <p>*6. Commander prepares ground early-warning plan.</p> <ul style="list-style-type: none"> <li>a. Designates location for employment of PEWS based on terrain analysis.</li> <li>b. Designates location(s) for deliberate OPs and LPs.</li> </ul> <p>*7. Commander plans sector defense.</p> <ul style="list-style-type: none"> <li>a. Designates boundaries of subelements based on unit plan.</li> </ul> <p>NOTE: Boundaries should be consistent with deployed weapon systems and personnel available to man the perimeter.</p> <ul style="list-style-type: none"> <li>b. Designates crew-served automatic weapon positions with fields of fire that cover most likely dismounted avenues of approach and afford maximum cover and concealment.</li> </ul>		

TASK STEPS AND PERFORMANCE MEASURES	GO	NO GO
<p>c. Designates anti-armor weapon positions, laterally and in depth, that cover most likely mounted avenues of approach and afford maximum cover and concealment.</p> <p>d. Assigns sectors of fire to crew-served weapons where their fires overlap, integrate, and mutually support beyond the point of hand grenade range (35 meters).</p> <p>e. Assigns armor kill zones for anti-armor weapons within the element.</p> <p>f. Assigns grenade launcher positions to cover dead space areas.</p> <p>g. Designates individual weapon positions where fires overlap and provide flank security for automatic weapons.</p> <p>h. Identifies indirect fire and CAS target reference points within the platoon's sector.</p> <p>i. Identifies locations and types of obstacles within the platoon's sector.</p> <p>j. Identifies locations of restrictive fire zones within the platoon's sector.</p> <p>k. Coordinates integration of interlocking fires with adjacent elements on the left and right.</p> <p>*8. Section/squad leaders plan sector defense.</p> <p>a. Identify all primary positions within the section/squad's sector.</p> <p>b. Identify locations of obstacles, target reference points, and restrictive fire zones within the section/squad's defensive sector.</p> <p>c. Select alternate positions for each primary position that covers the same sector of fire as the primary position.</p> <p>d. Select individual alternate positions based on key weapon alternate positions.</p> <p>e. Select alternate positions that provide covered and concealed withdrawal routes.</p>		

TASK STEPS AND PERFORMANCE MEASURES	GO	NO GO
<p>f. Select supplementary positions that are within 200 meters of primary positions and are oriented in a different direction from primary positions.</p> <p>g. Designate sectors of fire for each supplementary position that interlock and provide mutual supporting fire.</p> <p>h. Coordinate integration of interlocking fires with adjacent elements using analog and/or digital communications or messenger.</p>		

TASK PERFORMANCE/EVALUATION SUMMARY BLOCK							
ITERATION	1	2	3	4	5	M	TOTAL
TOTAL TASK STEPS EVALUATED							
TOTAL TASK STEPS "GO"							
TRAINING STATUS "GO/NO GO"							

"\*" indicates a leader task step.

SUPPORTING INDIVIDUAL TASKS		
Task Number	Task Title	References
071-331-0820	Analyze Terrain	STP 21-24-SMCT

OPFOR TASKS AND STANDARDS: NONE



TASK STEPS AND PERFORMANCE MEASURES	GO	NO GO
<p>f. Coordinates resolution of equipment and personnel shortages with higher HQ staff element using analog and/or digital communications or messenger.</p> <p>g. Tasks subelements for ADC personnel and vehicles based on higher HQ TSOP, current mission requirements, and personnel availability during normal operations.</p> <p>*2. Element leaders provide support to unit ADC plan.</p> <p>a. Identify element personnel and equipment to be used for ADC.</p> <p>b. Forward a list of required personnel and equipment to the unit HQ using analog and/or digital communications or messenger.</p> <p>3. Unit headquarters prepares ADC plan.</p> <p>a. Organizes light rescue, decontamination, and other teams with equipment as prescribed by the TSOP and OPORD.</p> <p>b. Identifies ADC priorities of all the CP facilities in coordination with higher HQ staff element.</p> <p>c. Identifies locations of alternate operational or alert sites in coordination with higher HQ staff element.</p> <p>d. Provides instructions on hardening support facilities.</p> <p>e. Forwards ADC plan to the higher HQ for approval using analog and/or digital communications or messenger.</p> <p>f. Disseminates ADC plan to all subelements upon approval using analog and/or digital communications or messenger.</p>		

TASK PERFORMANCE/EVALUATION SUMMARY BLOCK							
ITERATION	1	2	3	4	5	M	TOTAL
TOTAL TASK STEPS EVALUATED							
TOTAL TASK STEPS "GO"							
TRAINING STATUS "GO/NO GO"							

“\*” indicates a leader task step.

<b>SUPPORTING INDIVIDUAL TASKS</b>		
<b>Task Number</b>	<b>Task Title</b>	<b>References</b>
031-507-3003	Supervise Hasty Decontamination	STP 21-24-SMCT

**SUPPORTING COLLECTIVE TASKS: NONE**

**OPFOR TASKS AND STANDARDS: NONE**



TASK STEPS AND PERFORMANCE MEASURES	GO	NO GO
<p>f. Enforces station and net restrictions.</p> <p>g. Monitors the net to detect errors in operating procedures.</p> <p>h. Corrects all errors in net operating procedures.</p> <p>i. Enforces station listening silence as prescribed by or commander's directive.</p> <p>j. Lifts radio listening silence as prescribed by OPORD or commander's directive.</p> <p>k. Completes transition to extend range of radio station within 15 minutes, if required.</p> <p>l. Remotes radio station at least one kilometer, if required.</p> <p>m. Directs change to alternate frequency when compromise of primary frequency is suspected.</p> <p>n. Closes net IAW the SOI/SSI.</p> <p>2. Operators transmit and receive messages.</p> <p>a. Process messages by precedence, date/time group, and IAW the TSOP.</p> <p>b. Process incoming messages without errors.</p> <p>c. Forward incoming messages to appropriate element/section.</p> <p>d. Check outgoing messages for completeness and readability.</p> <p>e. Employ approved radiotelephone procedures.</p> <p>f. Transmit messages IAW precedence, correct format, and prescribed text.</p> <p>g. Employ approved codes and brevity lists when transmitting the names of persons, places, and sensitive information.</p> <p>h. Encode all grid coordinates using the current SOI/SSI.</p> <p>i. Decode all grid coordinates using the current SOI/SSI.</p>		



TASK STEPS AND PERFORMANCE MEASURES	GO	NO GO
<p>j. Transmit radio messages for no longer than 20 seconds.</p> <p>k. Employ lowest operational power setting consistent with operations requirements.</p> <p>l. Maintain station log.</p> <p>m. Troubleshoot radio set as necessary and within operator's capability.</p> <p>n. Correct faults (within operator's capability).</p> <p>o. Report uncorrectable faults to higher HQ S6 for resolution.</p> <p>3. Unit operators maintain digital and/or analog communications.</p> <p>a. Maintain digital and/or analog communications between the unit CP and all sub-elements.</p> <p>b. Maintain digital and/or analog communications with higher HQ and all supported unit elements using analog and/or digital communications.</p> <p>c. Notify higher HQ S6 when digital and/or analog communications are partially or completely inoperative.</p> <p>4. Unit personnel maintain land line communications.</p> <p>a. Maintain wire communications between the unit CP and all subelements.</p> <p>b. Maintain a hot loop between the unit CP and sub-elements, if switchboard is not available.</p> <p>c. Establish messenger runners when land communications are inoperative.</p> <p>5. Radio operators implement FM remedial ECCM.</p> <p>a. Identify if source of interference is internal or external by disconnecting the radio antenna.</p> <p>b. Continue to operate in an attempt to communicate through the jamming.</p>		

TASK STEPS AND PERFORMANCE MEASURES	GO	NO GO
<p>c. Switch to high power on radio transmitter.</p> <p>d. Advise distant station to switch to high power.</p> <p>e. Relocate radio set (mobile units) to take advantage of terrain features to reduce the effects of jamming.</p> <p>f. Relocate the antenna to take advantage of terrain features to reduce the effects of jamming.</p> <p>g. Submit initial MIJI Feeder Voice Template Report to higher HQ communications branch.</p> <p>h. Reroute message traffic using alternate means of communications, such as relay (through another station), AM, or wire.</p> <p>i. Request (using alternate means) that the net change to a backup frequency.</p> <p>6. Radio operators implement AM remedial ECCM.</p> <p>a. Identify if source of interference is internal or external by disconnecting the radio antenna.</p> <p>b. Continue to operate in an attempt to communicate through the jamming.</p> <p>c. Check for intentional or unintentional interference.</p> <p>d. Check equipment grounding.</p> <p>e. Use radio frequency gain/frequency vernier in an attempt to work through the jamming.</p> <p>f. Relocate radio set (mobile units) to take advantage of terrain features to reduce the effects of jamming.</p> <p>g. Relocate the antenna to take advantage of terrain features to reduce the effects of jamming.</p> <p>h. Submit initial MIJI Feeder Voice Template Report to assigned or supporting higher HQ communications personnel or element.</p>		

TASK STEPS AND PERFORMANCE MEASURES	GO	NO GO
<p>i. Reroute message traffic using alternate means of communications, such as relay (through another station), FM, or wire.</p> <p>j. Request (using alternate means) that the net change to a backup frequency.</p> <p>7. Unit headquarters maintains generator power.</p> <p>a. Operates generators IAW appropriate TMs.</p> <p>b. Constructs sound barrier and screening system to muffle noise and minimize heat signature.</p> <p>c. Constructs a fuel storage and fire control point for all generators with fire extinguishers as prescribed by the TSOP and commander's guidance.</p> <p>8. Unit personnel employ SIGSEC measures.</p> <p>a. Employ COMSEC measures to deny friendly telecommunication information to the enemy.</p> <p>b. Employ ELSEC measures to protect electromagnetic transmissions, other than communication devices, from threat detection.</p> <p>c. Evaluate TEMPEST controls to identify emanation vulnerabilities and implement countermeasures.</p>		

TASK PERFORMANCE/EVALUATION SUMMARY BLOCK							
ITERATION	1	2	3	4	5	M	TOTAL
TOTAL TASK STEPS EVALUATED							
TOTAL TASK STEPS "GO"							
TRAINING STATUS "GO/NO GO"							

\*\*\* indicates a leader task step.

SUPPORTING COLLECTIVE TASKS: NONE

OPFOR TASKS AND STANDARDS

TASK: CONDUCT ELECTRONIC WARFARE (63-OPFOR-1012)

CONDITION: OPFOR employs a large number of radio detection finding sets, along with ground and airborne communications analysts, to monitor enemy forces for loose communications security practices.

STANDARD: 1. Locate the positions of enemy command, intelligence, and logistics radio nets. 2. Forward locations to OPFOR HQ. 3. Use jamming signals against enemy radio receivers. 4. Monitor enemy radio nets for intelligence information.



TASK STEPS AND PERFORMANCE MEASURES	GO	NO GO
<p>2. Advance/Quartering Party establishes wire communications.</p> <ul style="list-style-type: none"> <li>a. Identifies locations of all subordinate platoons/sections.</li> <li>b. Plans wire and telephone installation.</li> <li>c. Prepares a telephone traffic diagram.</li> <li>d. Installs telephone switchboard.</li> <li>e. Lays wire for communications between switchboard and other platoons/sections.</li> <li>f. Establishes wire communications between HQ and switchboard.</li> </ul> <p>3. Company HQ supervises company analog and/or digital communication nets.</p> <ul style="list-style-type: none"> <li>a. Functions as company net control station.</li> <li>b. Manages communications security for the company.</li> <li>c. Establishes alternate means of communications to include analog and/or digital communications and messenger with higher, lower and adjacent units.</li> <li>d. Ensures unit personnel practice COMSEC/ELSEC procedures.</li> </ul> <p>4. Platoon Headquarters supervises platoon analog and/or digital communication nets.</p> <ul style="list-style-type: none"> <li>a. Functions as Platoon net control station.</li> <li>b. Manages communications security for the platoon.</li> <li>c. Establish alternate means of communications to include analog and/or digital communications and messenger with higher, lower and supported units.</li> </ul>		

<b>TASK PERFORMANCE/EVALUATION SUMMARY BLOCK</b>							
ITERATION	1	2	3	4	5	M	TOTAL
TOTAL TASK STEPS EVALUATED							
TOTAL TASK STEPS "GO"							
TRAINING STATUS "GO/NO GO"							

“\*” indicates a leader task step.

**OPFOR TASKS AND STANDARDS: NONE**





TASK STEPS AND PERFORMANCE MEASURES	GO	NO GO
<p>*2. Commander directs deployment planning.</p> <ul style="list-style-type: none"> <li>a. Directs Mobilization Officer to update MOBPLAN (RC) based on current mission guidance.</li> <li>b. Directs UMO to update the unit movement plan based on current mission guidance.</li> <li>c. Verifies UMO and alternate UMO are on orders and trained.</li> <li>d. Directs unit leaders to update unit RSOP.</li> <li>e. Directs unit leaders to update unit battle book, to include the unit missions, organization, locations of mobilization station and ports, and extracts from the applicable OPLANs.</li> <li>f. Coordinates mission parameters and details with higher HQ.</li> <li>g. Identifies deployment training requirements.</li> <li>h. Validates MOBPLAN (RC).</li> </ul> <p>*3. Mobilization Officer updates MOBPLAN (RC).</p> <p>NOTE: MOBPLAN is updated annually or whenever a change occurs in unit mission or structure.</p> <ul style="list-style-type: none"> <li>a. Revalidates support agreements.</li> <li>b. Updates annexes.</li> <li>c. Validates unit retrieval plan.</li> </ul> <p>*4. UMO updates unit movement plan.</p> <p>NOTE: The unit movement plan is updated annually or whenever a change occurs in unit mission or structure.</p> <ul style="list-style-type: none"> <li>a. Identifies the administrative, logistics and coordinating requirements for the plan.</li> <li>b. Verifies load plans are current and entered into the AUEL.</li> <li>c. Updates DEL(s) based on current mission(s).</li> </ul>		